



US00D560457S

(12) **United States Design Patent**  
**Miyauchi et al.**

(10) **Patent No.:** **US D560,457 S**  
(45) **Date of Patent:** **\*\* Jan. 29, 2008**

- (54) **POLISHING PAD**
- (75) Inventors: **Hiroyuki Miyauchi**, Chuo-ku (JP);  
**Hiroshi Shiho**, Chuo-ku (JP)
- (73) Assignee: **JSR Corporation**, Tokyo (JP)
- (\*\*) Term: **14 Years**
- (21) Appl. No.: **29/225,832**
- (22) Filed: **Mar. 22, 2005**
- (30) **Foreign Application Priority Data**  
Oct. 5, 2004 (JP) ..... 2004-030298
- (51) **LOC (8) Cl.** ..... **08-05**
- (52) **U.S. Cl.** ..... **D8/70**
- (58) **Field of Classification Search** ..... D8/61,  
D8/62, 63, 70; D15/124, 126, 138, 139,  
D15/140, 230; 83/835; 451/6, 60, 287,  
451/288, 359, 526, 527, 533, 541, 548, 446,  
451/550  
See application file for complete search history.

(56) **References Cited**

**U.S. PATENT DOCUMENTS**

88,649	A *	4/1869	Machamer	.....	83/835
494,471	A *	3/1893	Gardner	.....	451/528
1,092,588	A *	4/1914	Monkiawicz	.....	451/533
1,569,403	A *	1/1926	Queen	.....	451/548
3,046,708	A *	7/1962	Prunier	.....	451/548
5,007,207	A *	4/1991	Phaal	.....	451/548
5,131,190	A *	7/1992	Gougouyan	.....	451/548
5,507,740	A *	4/1996	O'Donnell, Jr.	.....	33/511
5,733,178	A *	3/1998	Ohishi	.....	451/533
5,778,481	A *	7/1998	Amsden et al.	.....	15/230
5,899,799	A *	5/1999	Tjaden et al.	.....	15/230
5,921,855	A *	7/1999	Osterheld et al.	.....	451/527
5,984,769	A *	11/1999	Bennett et al.	.....	451/527
6,066,266	A *	5/2000	Osugi et al.	.....	216/85
6,217,426	B1 *	4/2001	Tolles et al.	.....	451/288

6,248,000	B1 *	6/2001	Aiyer	.....	451/41
6,267,643	B1 *	7/2001	Teng et al.	.....	451/287
6,273,806	B1 *	8/2001	Bennett et al.	.....	451/527
6,332,830	B1 *	12/2001	Okamura et al.	.....	451/288

(Continued)

**FOREIGN PATENT DOCUMENTS**

JP 1156333 10/2002

(Continued)

*Primary Examiner*—T. Chase Nelson

(74) *Attorney, Agent, or Firm*—Oblon, Spivak, McClelland, Maier & Neustadt, P.C.

(57) **CLAIM**

The ornamental design for a polishing pad, as shown and described.

**DESCRIPTION**

FIG. 1 is a top plan view of a polishing pad, showing our new design;

FIG. 2 is a front elevational view thereof, the rear, left, and right side elevational views being mirror images of the view shown;

FIG. 3 is a bottom plan view thereof;

FIG. 4 is an enlarged, partial top plan view thereof taken along the intersection of lines 4—4 in FIG. 1;

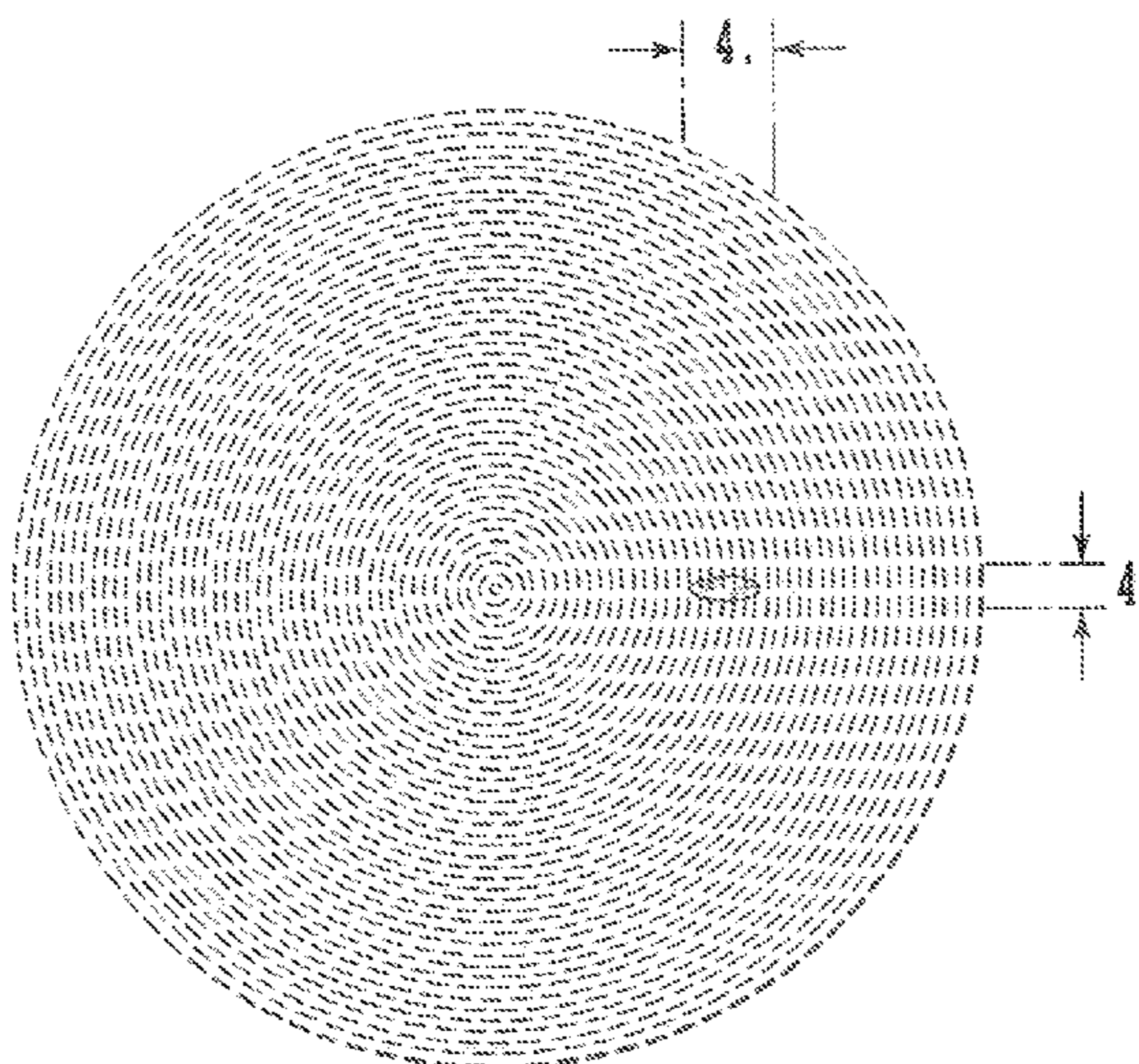
FIG. 5 is an enlarged, partial cross-sectional view thereof taken along line 5—5 in FIG. 4;

FIG. 6 is a greatly enlarged, partial cross-sectional view thereof taken along line 6 in FIG. 5; and,

FIG. 7 is an enlarged, partial bottom plan view of taken along the intersection of lines 7—7 in FIG. 3.

The broken line showing of portions of the polishing pad is for illustrative purposes only and forms no part of the claimed design.

**1 Claim, 3 Drawing Sheets**



# US D560,457 S

## U.S. PATENT DOCUMENTS

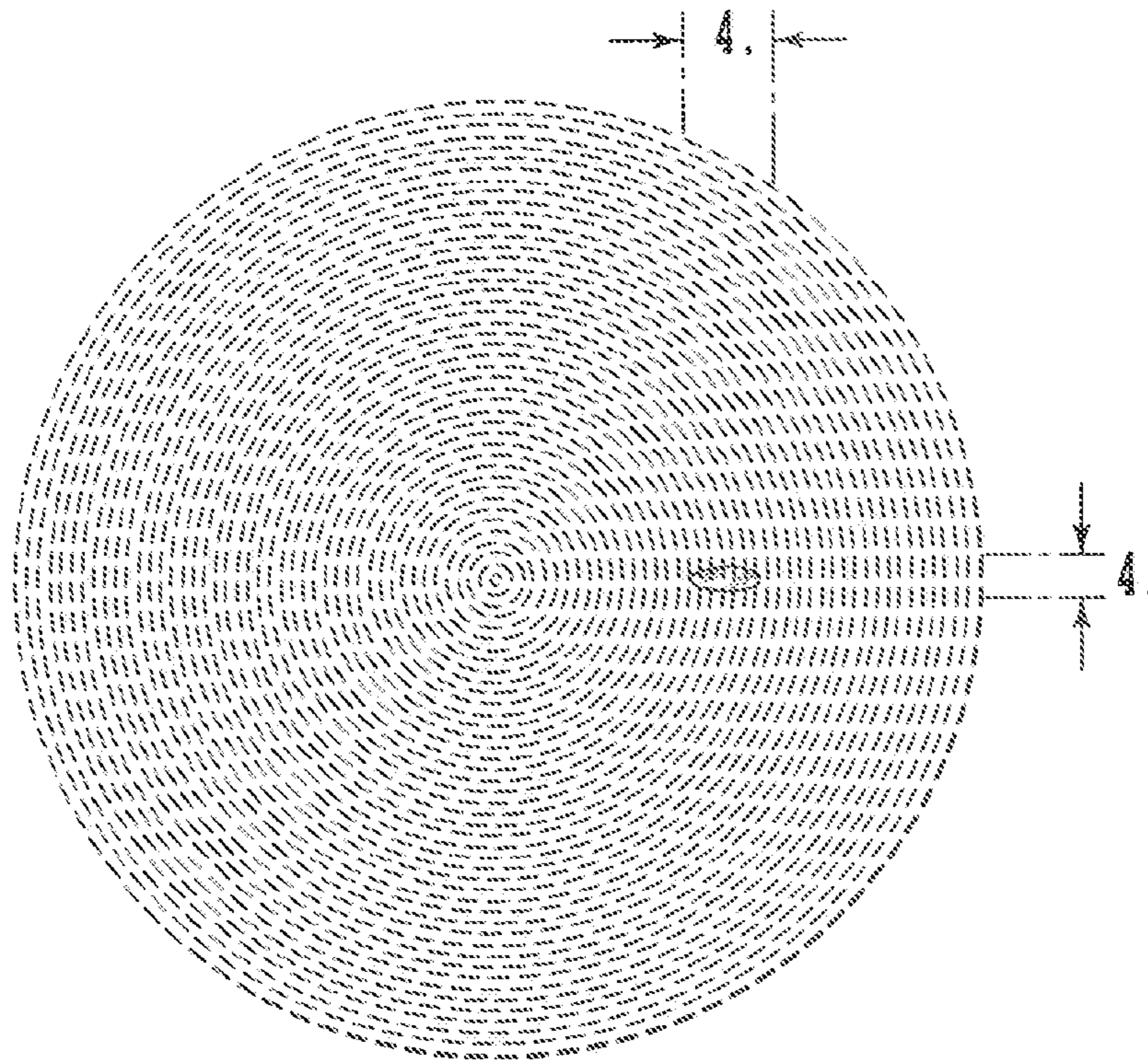
6,375,550	B1 *	4/2002	Berman .....	451/288
6,402,594	B1 *	6/2002	Kobayashi et al. ....	451/287
6,443,810	B1 *	9/2002	Shih .....	451/446
6,517,417	B2 *	2/2003	Roberts et al. ....	451/6
6,520,847	B2 *	2/2003	Osterheld et al. ....	451/527
6,544,111	B1 *	4/2003	Kimura et al. ....	451/288
6,544,373	B2 *	4/2003	Chen et al. ....	451/533
6,561,890	B2 *	5/2003	Tominaga .....	451/527
6,645,061	B1 *	11/2003	Bennett et al. ....	451/527
6,659,850	B2 *	12/2003	Korovin et al. ....	451/288
6,685,548	B2 *	2/2004	Chen et al. ....	451/527
6,699,115	B2 *	3/2004	Osterheld et al. ....	451/527
6,702,651	B2 *	3/2004	Tolles .....	451/287
6,749,486	B2 *	6/2004	Shibuki .....	451/533
6,824,447	B2 *	11/2004	Takahashi et al. ....	451/6
6,824,455	B2 *	11/2004	Osterheld et al. ....	451/287
6,875,096	B2 *	4/2005	Park et al. ....	451/527
6,899,607	B2 *	5/2005	Brown .....	451/288
6,899,611	B2 *	5/2005	Reinhardt et al. ....	451/527
D510,850	S *	10/2005	Boler, Jr. ....	D8/70
6,951,510	B1 *	10/2005	Rodriguez et al. ....	451/288
6,960,123	B2 *	11/2005	Mitarai .....	451/533
7,029,747	B2 *	4/2006	Huh et al. ....	451/533
7,059,937	B2 *	6/2006	Brown .....	451/288
7,070,480	B2 *	7/2006	Moon et al. ....	451/527
7,112,119	B1 *	9/2006	Swedek et al. ....	451/6
7,121,938	B2 *	10/2006	Suzuki .....	451/526
7,183,213	B2 *	2/2007	Shiho et al. ....	451/56
2001/0031610	A1 *	10/2001	Budinger et al. ....	451/41
2002/0137450	A1 *	9/2002	Osterheld et al. ....	451/527

2003/0068964	A1 *	4/2003	Akagami et al. ....	451/287
2003/0092371	A1 *	5/2003	Osterheld et al. ....	451/527
2003/0194962	A1 *	10/2003	Weber .....	451/526
2003/0199234	A1 *	10/2003	Chen et al. ....	451/527
2003/0207651	A1 *	11/2003	Kim et al. ....	451/6
2004/0014413	A1 *	1/2004	Kawahashi et al. ....	451/527
2004/0053570	A1 *	3/2004	Naujok .....	451/527
2004/0058630	A1 *	3/2004	Park et al. ....	451/288
2004/0072516	A1 *	4/2004	Osterheld et al. ....	451/287
2004/0082271	A1 *	4/2004	Wiswesser et al. ....	451/6
2004/0102144	A1 *	5/2004	Brown .....	451/288
2004/0127145	A1 *	7/2004	Takahashi et al. ....	451/6
2004/0259476	A1 *	12/2004	Korovin et al. ....	451/6
2004/0259483	A1 *	12/2004	Newell .....	451/56
2005/0113011	A1 *	5/2005	Miyauchi et al. ....	451/527
2005/0142996	A1 *	6/2005	Ohno et al. ....	451/527
2005/0148183	A1 *	7/2005	Shiro et al. ....	451/66
2005/0191945	A1 *	9/2005	Petroski et al. ....	451/6
2005/0211376	A1 *	9/2005	Prasad .....	156/345.12
2005/0245171	A1 *	11/2005	Hosaka et al. ....	451/6
2006/0037699	A1 *	2/2006	Nakamori et al. ....	156/345.12
2006/0063471	A1 *	3/2006	Muldowney .....	451/6
2006/0194530	A1 *	8/2006	Thomson et al. ....	451/527
2006/0199473	A1 *	9/2006	Suzuki et al. ....	451/527
2006/0276109	A1 *	12/2006	Roy et al. ....	451/529
2007/0049167	A1 *	3/2007	Swedek et al. ....	451/6

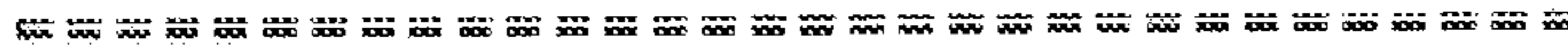
## FOREIGN PATENT DOCUMENTS

JP	1156872	10/2002
JP	1216127	8/2004

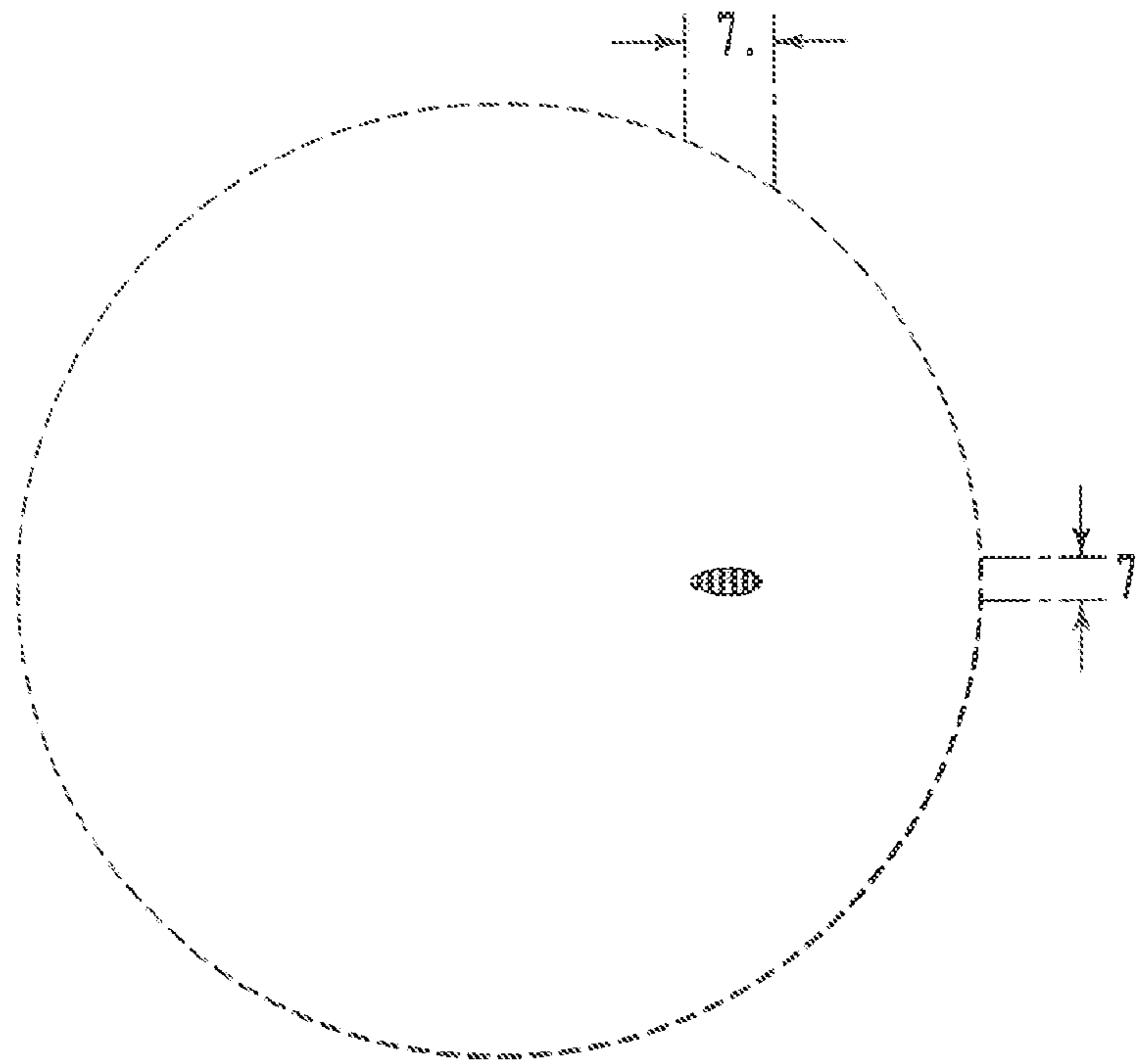
\* cited by examiner



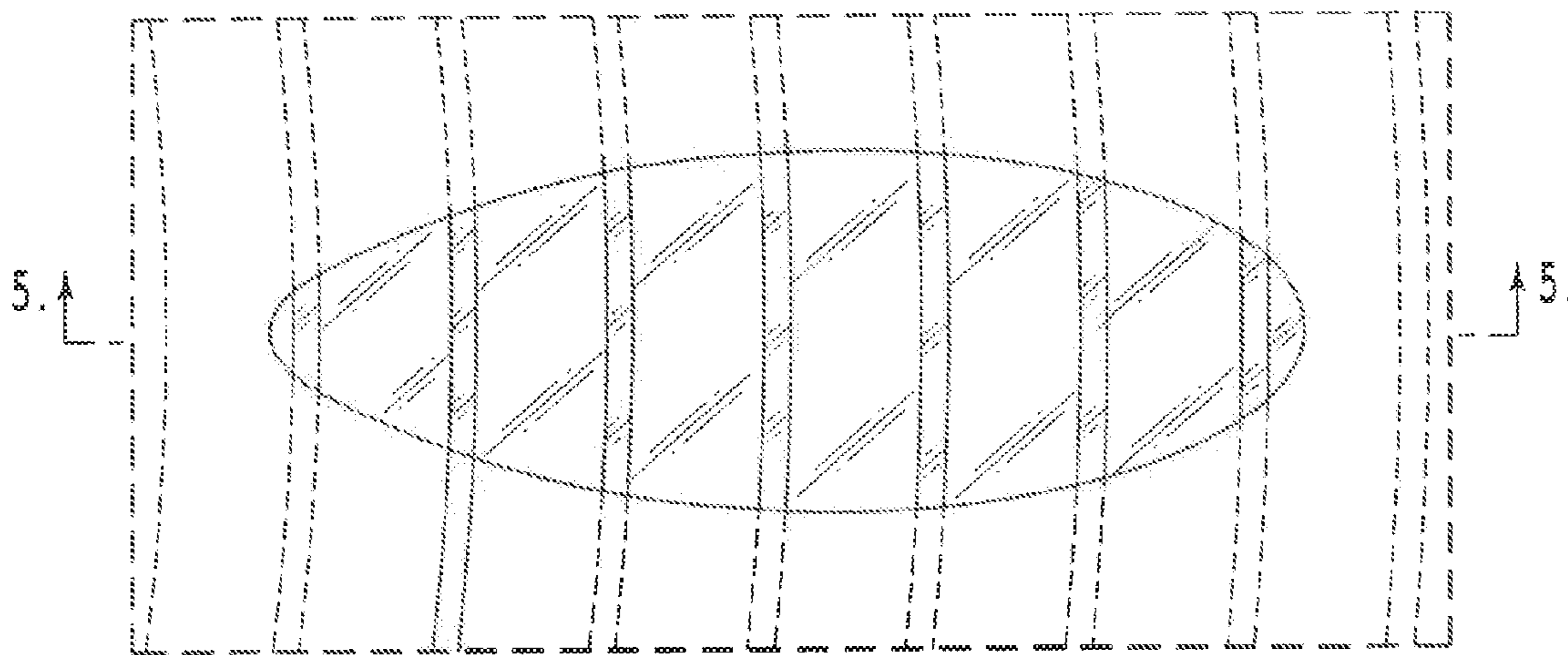
*Fig. 1*




*Fig. 2*




*Fig. 3*



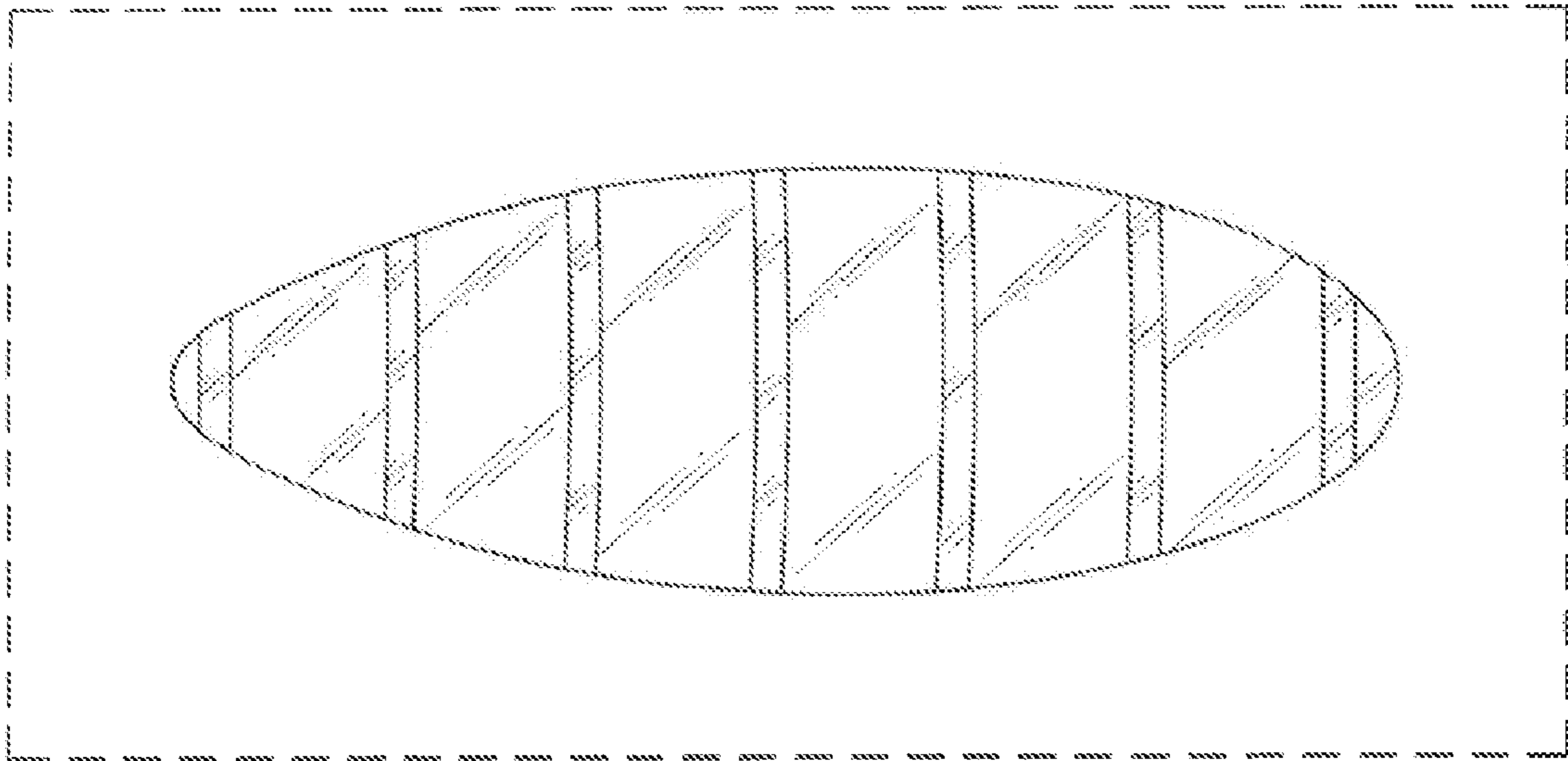
*Fig. 4*



*Fig. 5*



*Fig. 6*



*Fig. 7*