



US00D560453S

(12) **United States Design Patent**  
**Wu**

(10) **Patent No.:** **US D560,453 S**

(45) **Date of Patent:** **\*\* Jan. 29, 2008**

(54) **DRIVING SURFACE CONFIGURATION FOR HAND TOOLS**

(75) Inventor: **Arthur Wu**, Taichung County (TW)

(73) Assignee: **Proxene Tools Co., Ltd.**, Taichung County (TW)

(\*\*) Term: **14 Years**

(21) Appl. No.: **29/269,830**

(22) Filed: **Dec. 11, 2006**

(51) **LOC (8) Cl.** ..... **08-05**

(52) **U.S. Cl.** ..... **D8/27; D8/29**

(58) **Field of Classification Search** ..... D8/17,  
D8/21-29, 105, 107, 52, 55; 81/124.2, 125,  
81/125.1, 176.1, 176.2, 177.1, 177.2, 177.3,  
81/177.85, 124.3, 124.7, 176.3, 58.3, 300,  
81/58.1, 60-63.2, 121.7, 436, 437, 165, 418,  
81/166, 168, 169, 170, 179, 160, 3.57, 3.55,  
81/58.4, 186, 176.15, 121.1, 489, 490, 22,  
81/129, 479, 467, 471, 57.39, 177.9, 185.1;  
140/119; 16/422, 429; 7/100, 138, 168,  
7/157

See application file for complete search history.

(56) **References Cited**

**U.S. PATENT DOCUMENTS**

5,636,557 A \* 6/1997 Ma ..... 81/60  
6,098,501 A \* 8/2000 Sundstrom ..... 81/121.1  
6,668,686 B1 \* 12/2003 Hsien ..... 81/60

7,024,967 B1 \* 4/2006 Cheng ..... 81/60  
D524,615 S \* 7/2006 Albertson ..... D8/29  
D526,172 S \* 8/2006 Lin ..... D8/29  
7,261,020 B2 \* 8/2007 Hsieh ..... 81/121.1  
D550,049 S \* 9/2007 Peng et al. .... D8/29  
2003/0230174 A1 \* 12/2003 Hsien ..... 81/60

\* cited by examiner

*Primary Examiner*—Raphael Barkai  
*Assistant Examiner*—Randall H Gholson

(57) **CLAIM**

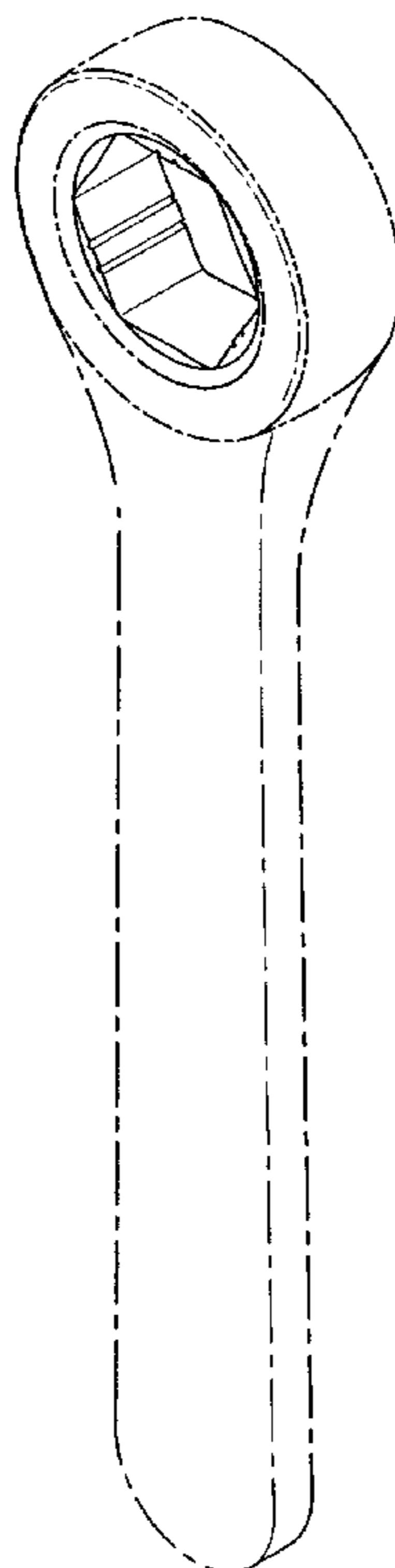
The ornamental design for a driving surface configuration for hand tools, as shown and described.

**DESCRIPTION**

FIG. 1 is a perspective view of my new design for a driving surface configuration for hand tools;  
FIG. 2 is a front view thereof;  
FIG. 3 is a back view thereof;  
FIG. 4 is a left view thereof;  
FIG. 5 is a right view thereof;  
FIG. 6 is a top view thereof;  
FIG. 7 is a bottom view thereof; and,  
FIG. 8 is a second perspective view thereof.

The broken lines shown in the figures are for illustrative purposes only and form no part of the claimed design.

**1 Claim, 5 Drawing Sheets**



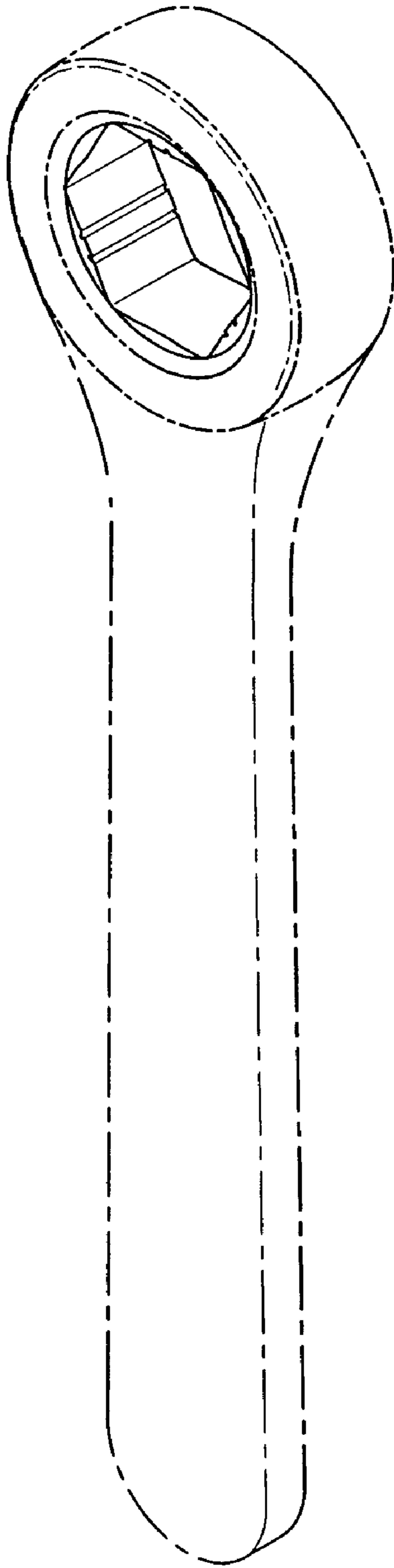


FIG. 1

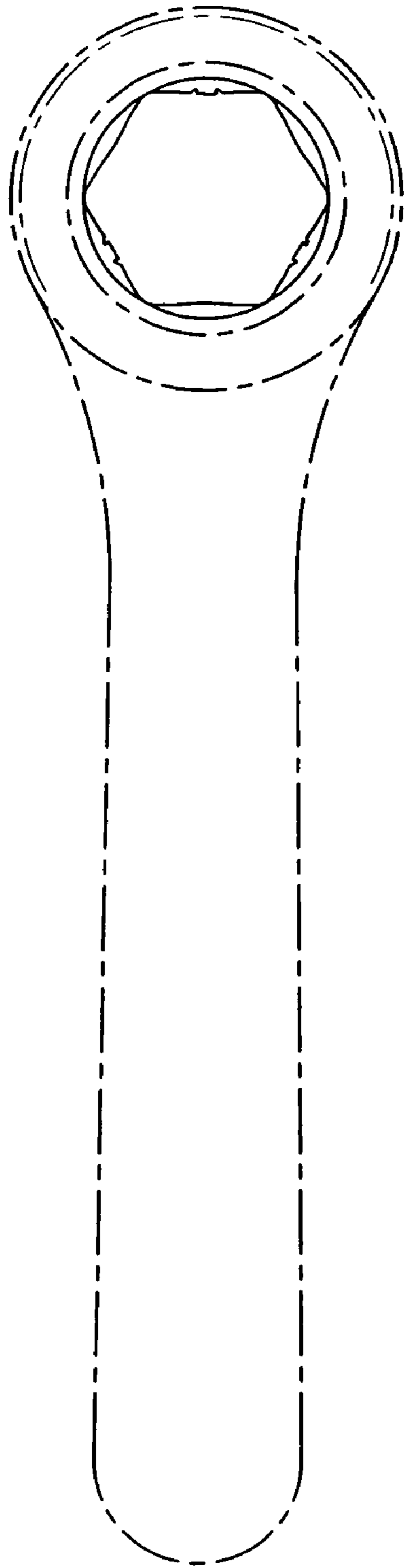


FIG. 2

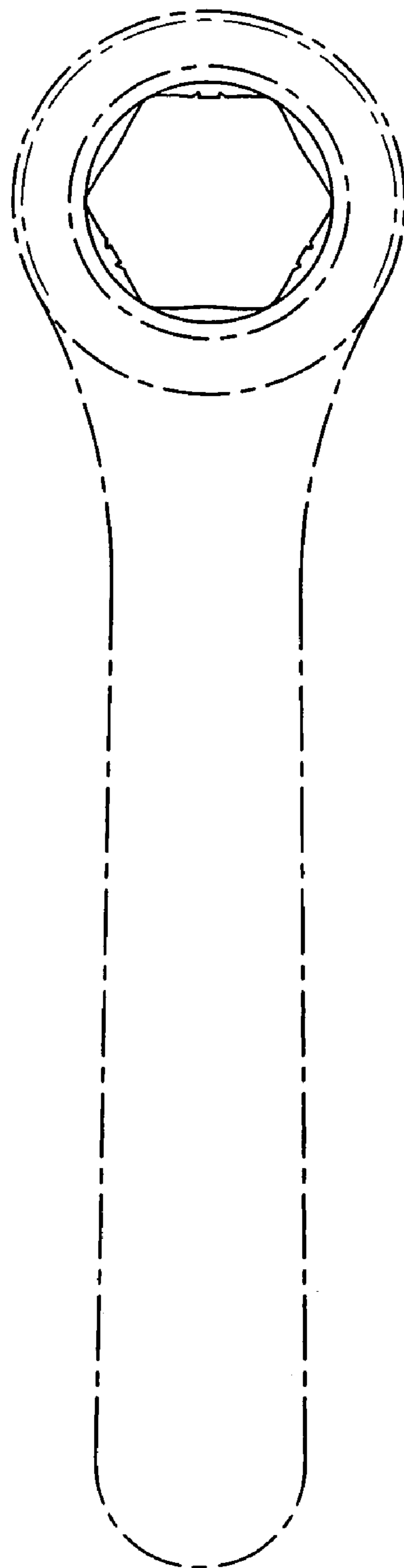


FIG. 3

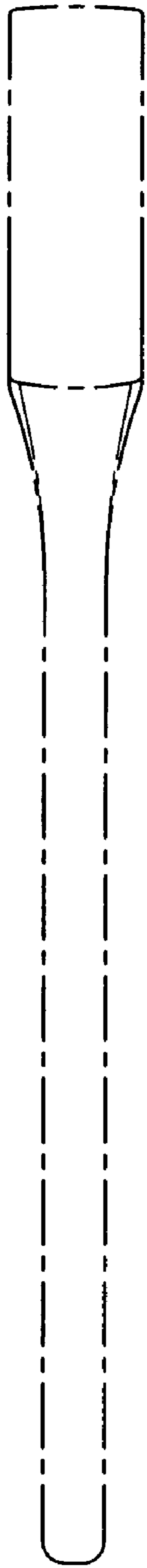


FIG. 4

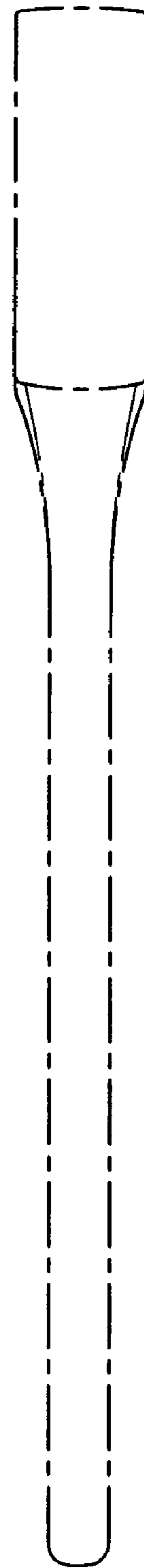


FIG. 5



FIG. 6




FIG. 7

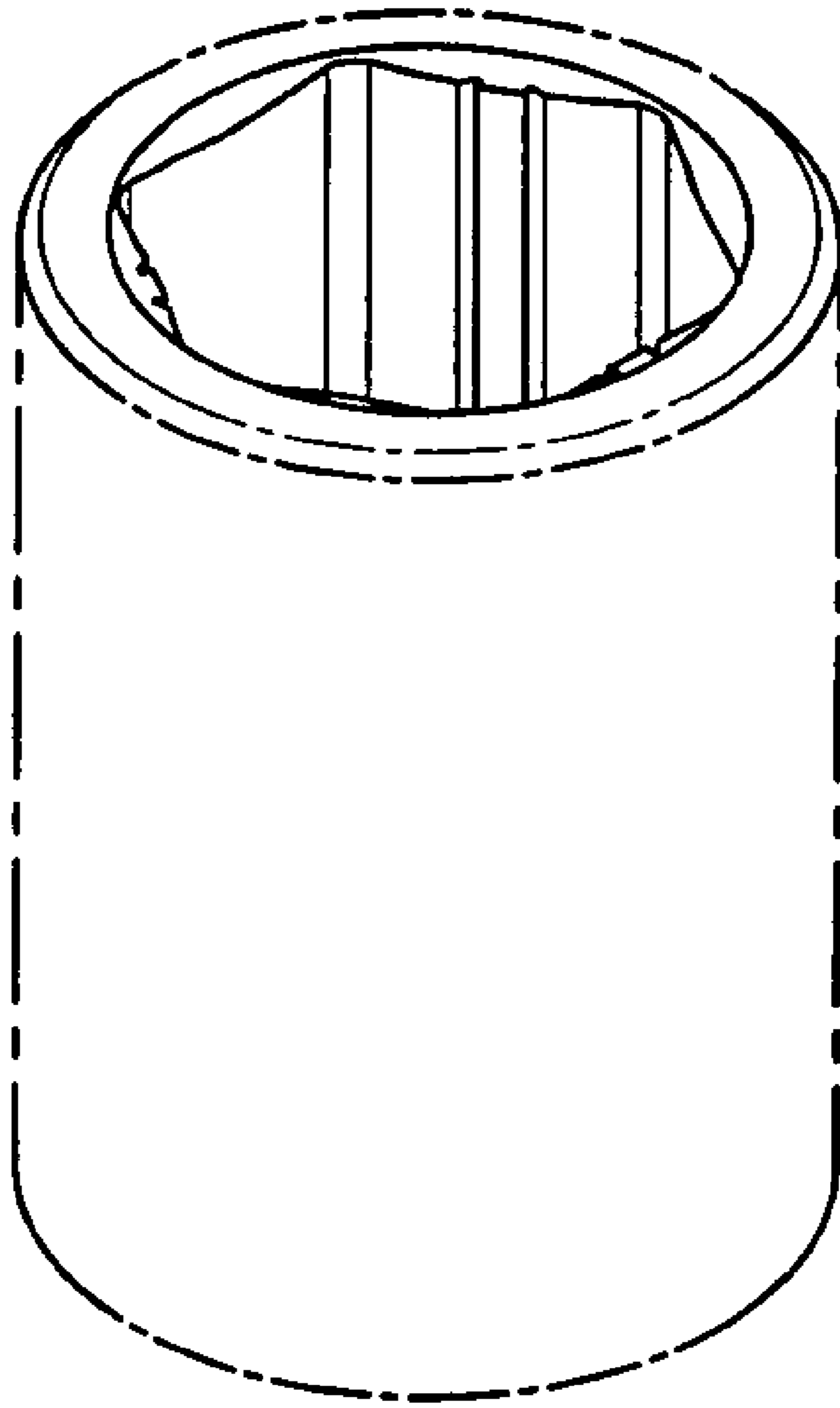


FIG. 8