



US00D560452S

(12) **United States Design Patent**
Langford

(10) **Patent No.: US D560,452 S**

(45) **Date of Patent: ** Jan. 29, 2008**

(54) **MAGNETIC RETRIEVAL TOOL**

(76) Inventor: **Karen Jan Langford**, 1252 E. Halifax
St., Mesa, AZ (US) 85203

(**) Term: **14 Years**

(21) Appl. No.: **29/239,638**

(22) Filed: **Sep. 30, 2005**

(51) **LOC (8) Cl.** **08-05**

(52) **U.S. Cl.** **D8/14**

(58) **Field of Classification Search** D8/14;
D19/53; 294/65.5, 19.1

See application file for complete search history.

(56) **References Cited**

U.S. PATENT DOCUMENTS

D160,984 S *	11/1950	Wild	D19/53
D245,253 S *	8/1977	Moskowitz	D19/53
D261,973 S *	11/1981	Grover	D7/688
5,381,319 A *	1/1995	Shiao	294/65.5
D378,337 S *	3/1997	Reynolds et al.	D8/14
5,647,623 A *	7/1997	Shiao	294/65.5
D397,006 S *	8/1998	Coleman et al.	D8/14

D401,828 S *	12/1998	Schneider	D8/70
D404,632 S *	1/1999	Reynolds et al.	D8/107
6,312,138 B1 *	11/2001	Coleman et al.	362/120
D457,404 S *	5/2002	Jialin	D8/14
6,392,517 B1 *	5/2002	Coleman et al.	294/65.5
D506,369 S *	6/2005	Norton	D8/14

* cited by examiner

Primary Examiner—Philip Hyder

(57) **CLAIM**

The ornamental design for a magnetic retrieval tool, as shown and described.

DESCRIPTION

FIG. 1 is a perspective view of a magnetic retrieval tool showing my new design:

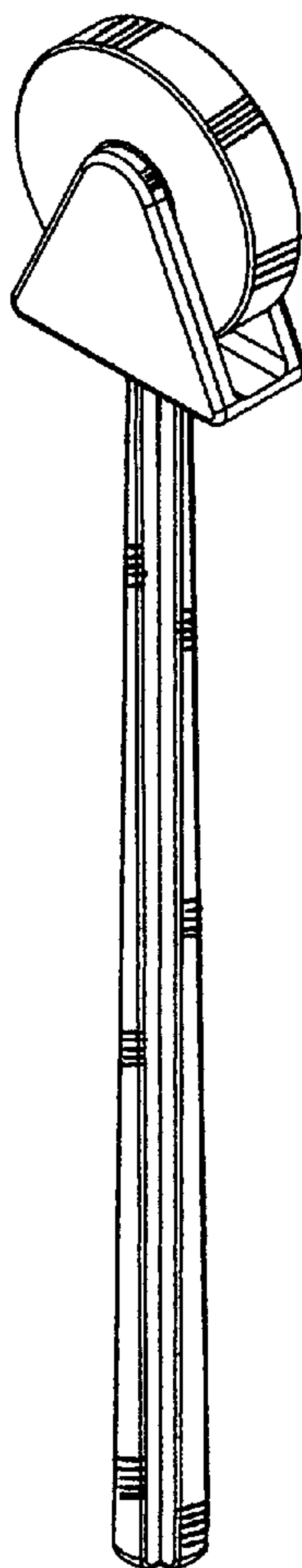
FIG. 2 is a top plan view thereof:

FIG. 3 is a bottom plan view thereof:

FIG. 4 is a front elevational view thereof; and,

FIG. 5 is a side elevational view thereof.

1 Claim, 2 Drawing Sheets



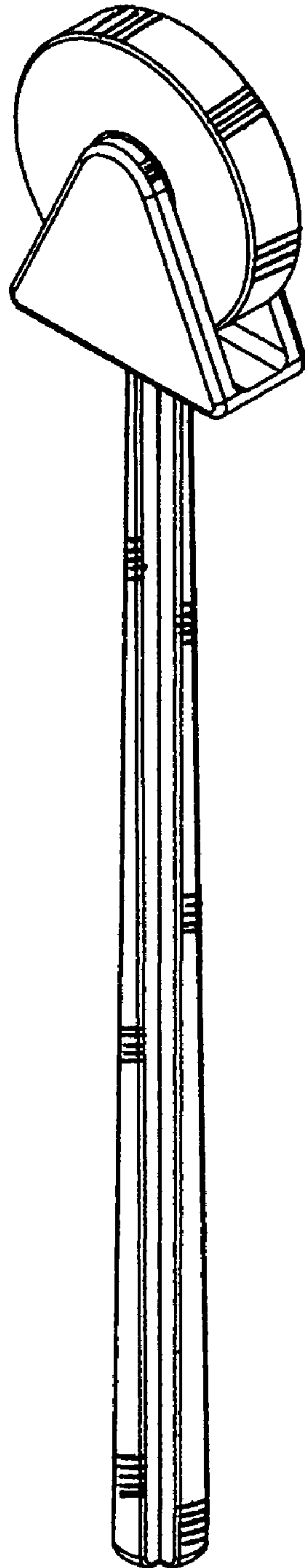


FIG. 1



FIG. 2

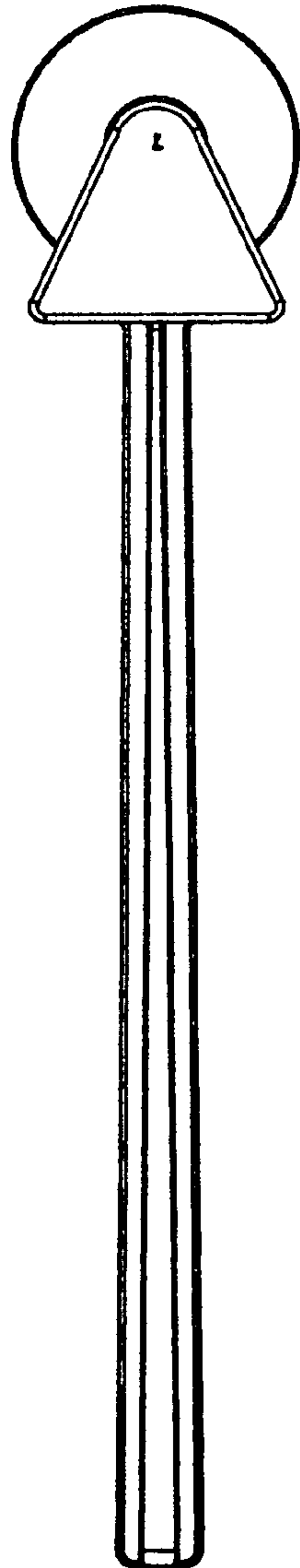


FIG. 4



FIG. 5

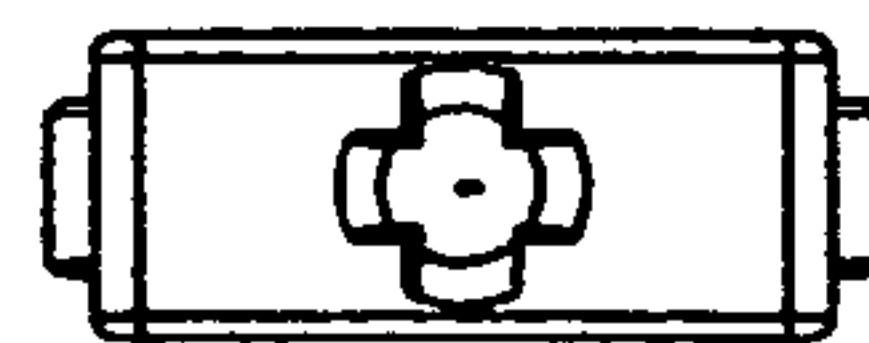


FIG. 3