



US00D560451S

(12) **United States Design Patent** (10) **Patent No.:** **US D560,451 S**  
**Silicato et al.** (45) **Date of Patent:** **\*\* Jan. 29, 2008**

(54) **SAND TRAP RAKE HEAD**

(76) Inventors: **Paul Francis Silicato**, 2780 NW. 28<sup>th</sup> St., Boca Raton, FL (US) 33434; **Mark Alan Solomon**, 7520 Bristol La., Parkland, FL (US) 33067

(\*\*) Term: **14 Years**

(21) Appl. No.: **29/269,823**

(22) Filed: **Dec. 8, 2006**

(51) **LOC (8) Cl.** ..... **08-01**

(52) **U.S. Cl.** ..... **D8/13**

(58) **Field of Classification Search** ..... D8/13;  
56/400.01, 400.21

See application file for complete search history.

(56) **References Cited**

**U.S. PATENT DOCUMENTS**

D329,785 S *	9/1992	Colonello	.....	D8/13
D373,056 S *	8/1996	Hueber	.....	D8/13
D397,592 S *	9/1998	Widmer	.....	D8/13
D439,119 S *	3/2001	Colonello	.....	D8/13
D458,095 S *	6/2002	Hueber	.....	D8/13
D500,237 S *	12/2004	Niswonger	.....	D8/13
D506,368 S *	6/2005	Niswonger	.....	D8/13
D506,656 S *	6/2005	Garske	.....	D8/13
D546,145 S *	7/2007	Fortier	.....	D8/13

\* cited by examiner

*Primary Examiner*—Holly H. Baynham  
*Assistant Examiner*—Sheryl Friedman  
(74) *Attorney, Agent, or Firm*—Ober/Kaler; Royal W. Craig

(57) **CLAIM**

We claim the ornamental design for a sand trap rake head, as shown and described.

**DESCRIPTION**

FIG. 1 is a front side perspective view of a sand trap rake head according to our new design.

FIG. 2 is a back side perspective view of the sand trap rake head as in FIG. 1.

FIG. 3 is a front view of the sand trap rake head as in FIGS. 1–2.

FIG. 4 is a rear view of the sand trap rake head as in FIGS. 1–3.

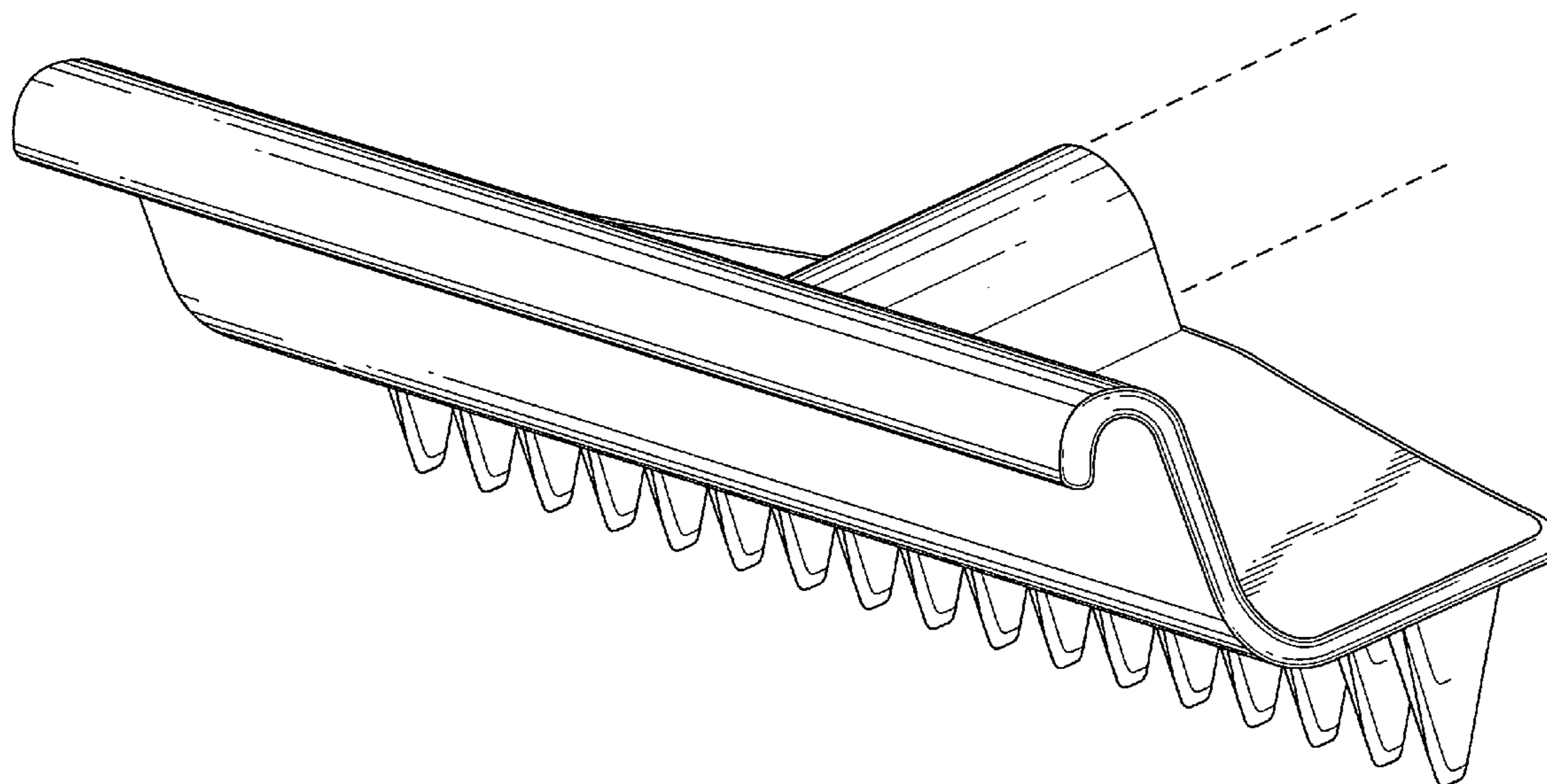
FIG. 5 is a top view of the sand trap rake head as in FIGS. 1–4.

FIG. 6 is a bottom view of the sand trap rake head as in FIGS. 1–5; and,

FIG. 7 is a side view of the sand trap rake head as in FIGS. 1–6.

The design of the present invention and as shown in FIGS. 1–7 is an ornamental sand trap rake head. The handle shown in dotted lines in FIG. 1 does not form a part of the design.

**1 Claim, 5 Drawing Sheets**



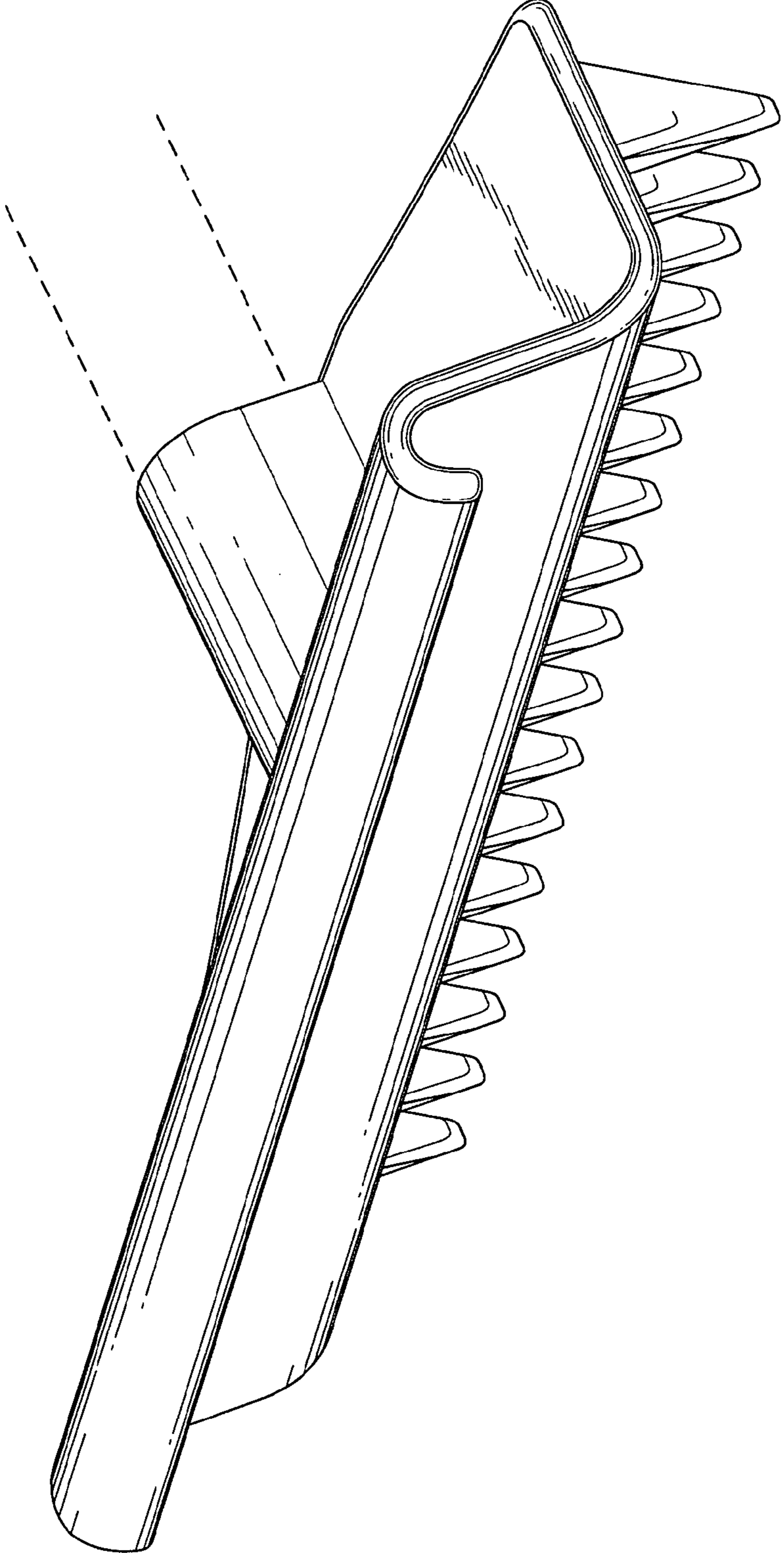


Fig. 1

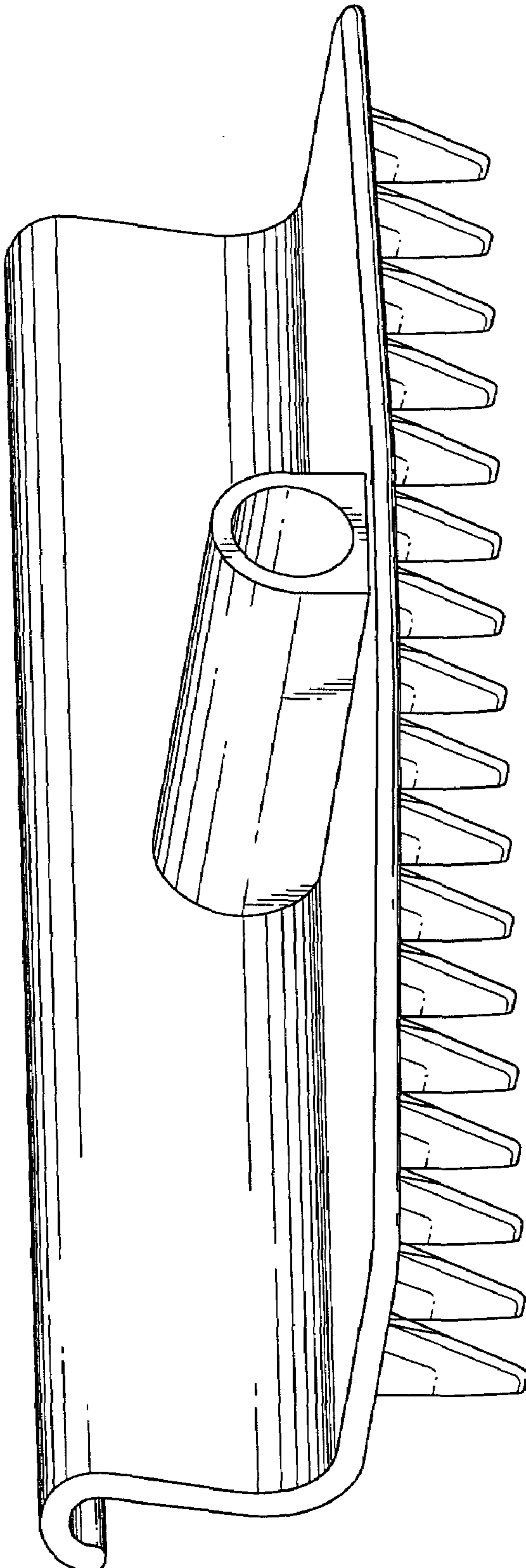


Fig. 2

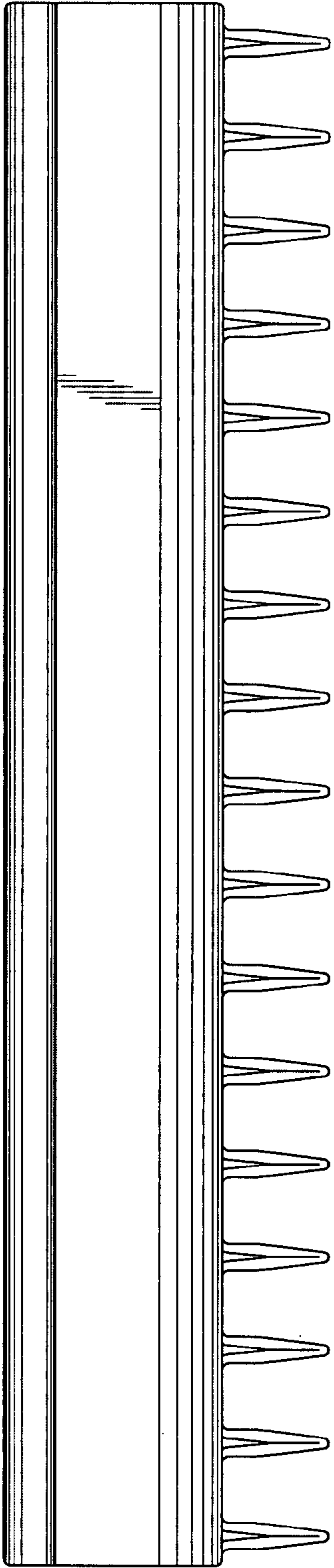


Fig. 3

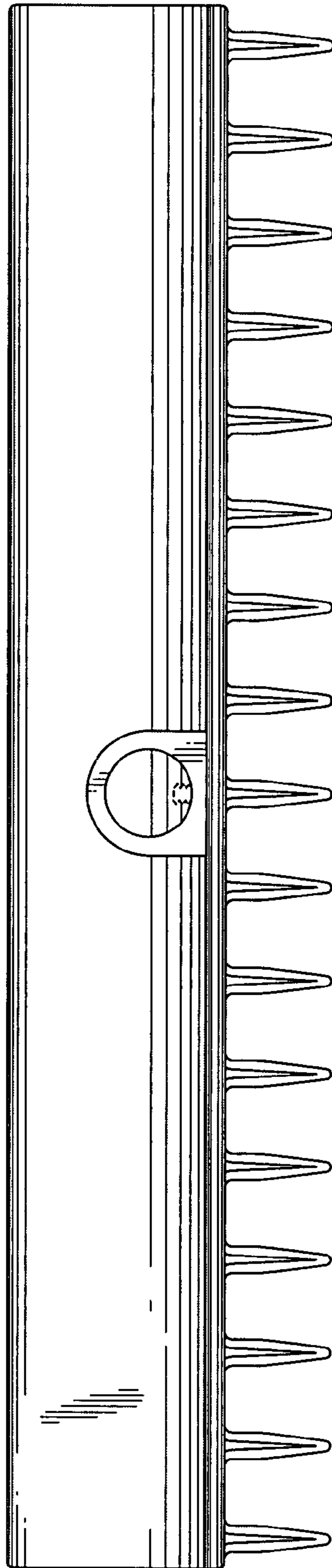


Fig. 4




Fig. 5

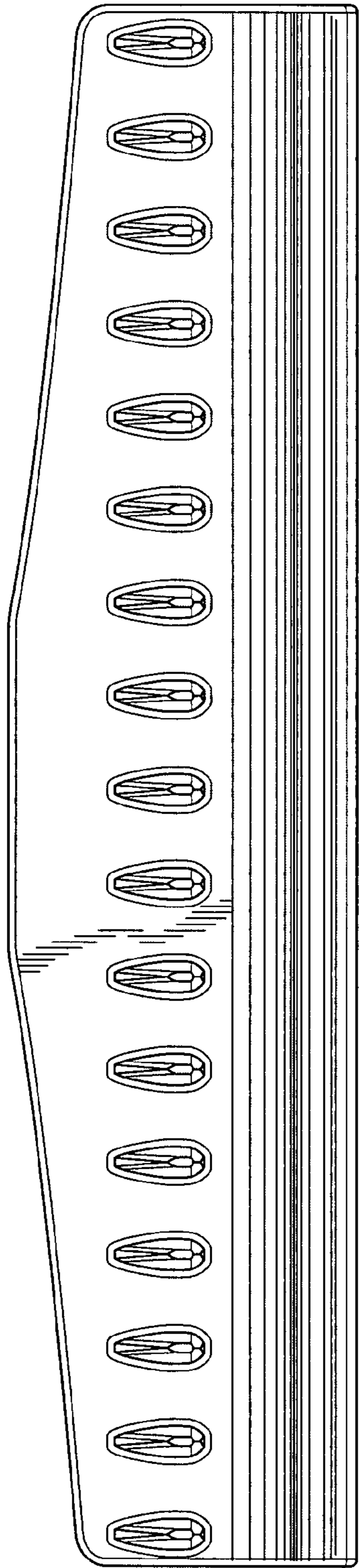


Fig. 6

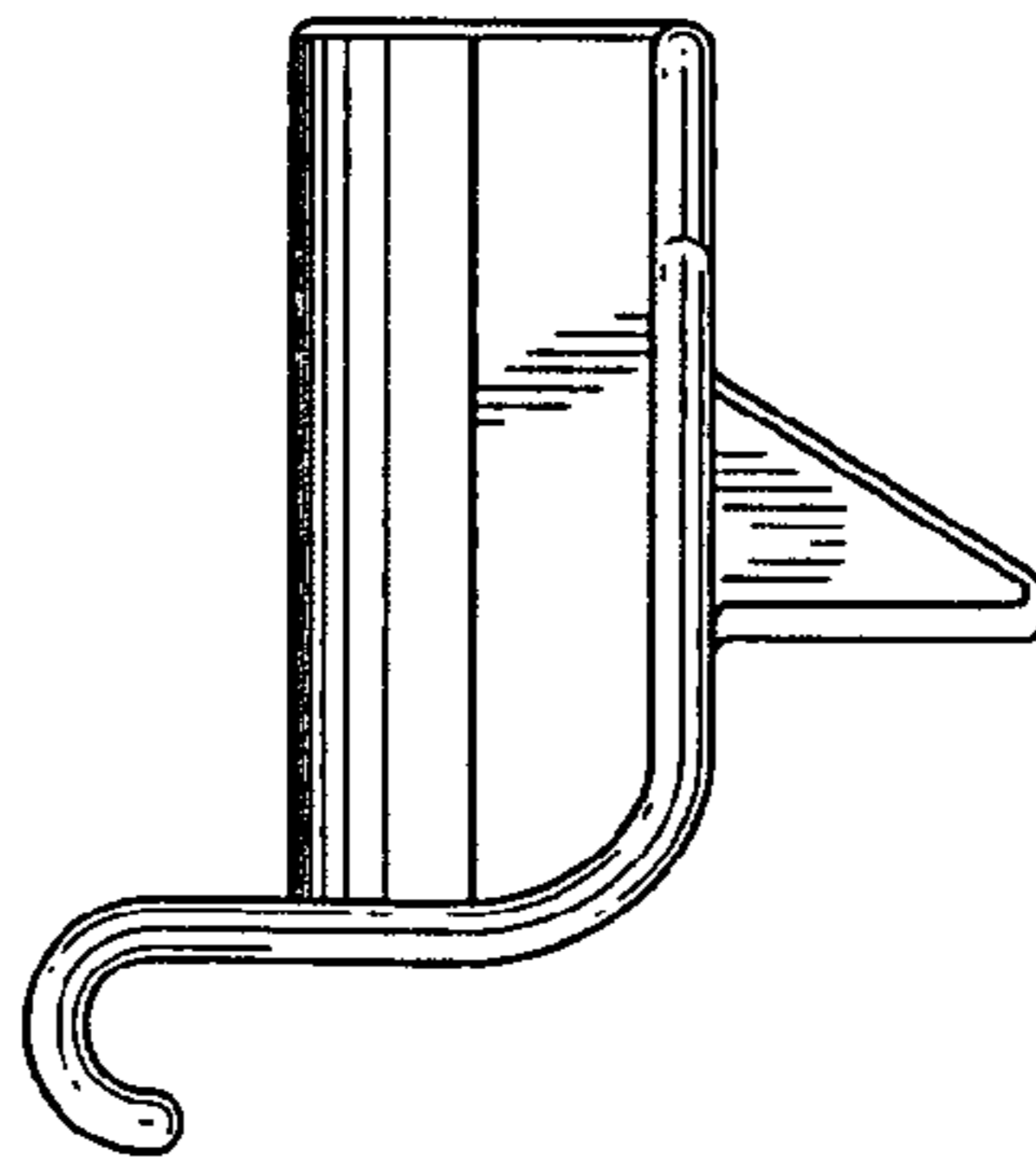


Fig. 7

UNITED STATES PATENT AND TRADEMARK OFFICE  
**CERTIFICATE OF CORRECTION**

PATENT NO. : Des. 560,451 S  
APPLICATION NO. : 29/269823  
DATED : January 29, 2008  
INVENTOR(S) : Francis Paul Silicato and Mark Alan Solomon

Page 1 of 1

It is certified that error appears in the above-identified patent and that said Letters Patent is hereby corrected as shown below:

On the Title page, item [75]:

Please change the first inventor's name of Paul Francis Silicato to Francis Paul Silicato.

Signed and Sealed this

Twenty-ninth Day of July, 2008

A handwritten signature in black ink that reads "Jon W. Dudas". The signature is written in a cursive style with a large, looped initial "J".

JON W. DUDAS

*Director of the United States Patent and Trademark Office*