



US00D560442S

(12) **United States Design Patent**
Teys et al.

(10) **Patent No.:** **US D560,442 S**
(45) **Date of Patent:** **** Jan. 29, 2008**

(54) **UTENSIL**

(75) Inventors: **Bradley Donald Teys**, Shelly Beach (AU); **Glenn Bevan**, East Woolloongabba (AU); **Benjamin Chapman**, East Woolloongabba (AU)

(73) Assignee: **Sands Innovations Pty Ltd**, Brisbane (AU)

(**) Term: **14 Years**

(21) Appl. No.: **29/278,135**

(22) Filed: **Mar. 20, 2007**

(30) **Foreign Application Priority Data**

Sep. 21, 2006 (AU) 14234/06

(51) **LOC (8) Cl.** **07-03**

(52) **U.S. Cl.** **D7/653**

(58) **Field of Classification Search** D7/368, D7/395, 401.2, 642-664, 688-692, 669, 675, D7/676, 683; D10/46.2, 46.3; D24/116; 30/137, 340-345, 141-150, 322-329; 76/105; 206/216, 219, 223, 568; 416/70 R; 426/78, 426/115

See application file for complete search history.

(56) **References Cited**

U.S. PATENT DOCUMENTS

4,317,284 A * 3/1982 Prindle 30/340
D408,217 S * 4/1999 LoGiudice D7/401.2
D422,851 S * 4/2000 Joergensen D7/653
D438,125 S * 2/2001 Kaposi et al. D10/46.2

D477,965 S * 8/2003 Kortleven et al. D7/395
D479,674 S * 9/2003 Freed D7/645
D482,578 S * 11/2003 Kortleven et al. D7/692
D482,939 S * 12/2003 Lillelund et al. D7/691
D488,079 S * 4/2004 Mastroianni D10/46.3
D488,394 S * 4/2004 Overthun et al. D10/46.2
6,848,339 B2 * 2/2005 Hakim 76/105
D511,645 S * 11/2005 Fort et al. D7/395
D547,134 S * 7/2007 Everett et al. D7/653

FOREIGN PATENT DOCUMENTS

AU 2004 15919 6/2005
AU 2004 15920 6/2005

* cited by examiner

Primary Examiner—Caron D. Veynar
Assistant Examiner—Ricky Pham

(57) **CLAIM**

The ornamental design for a utensil, as shown and described.

DESCRIPTION

FIG. 1 is a top perspective view of a utensil showing our design;

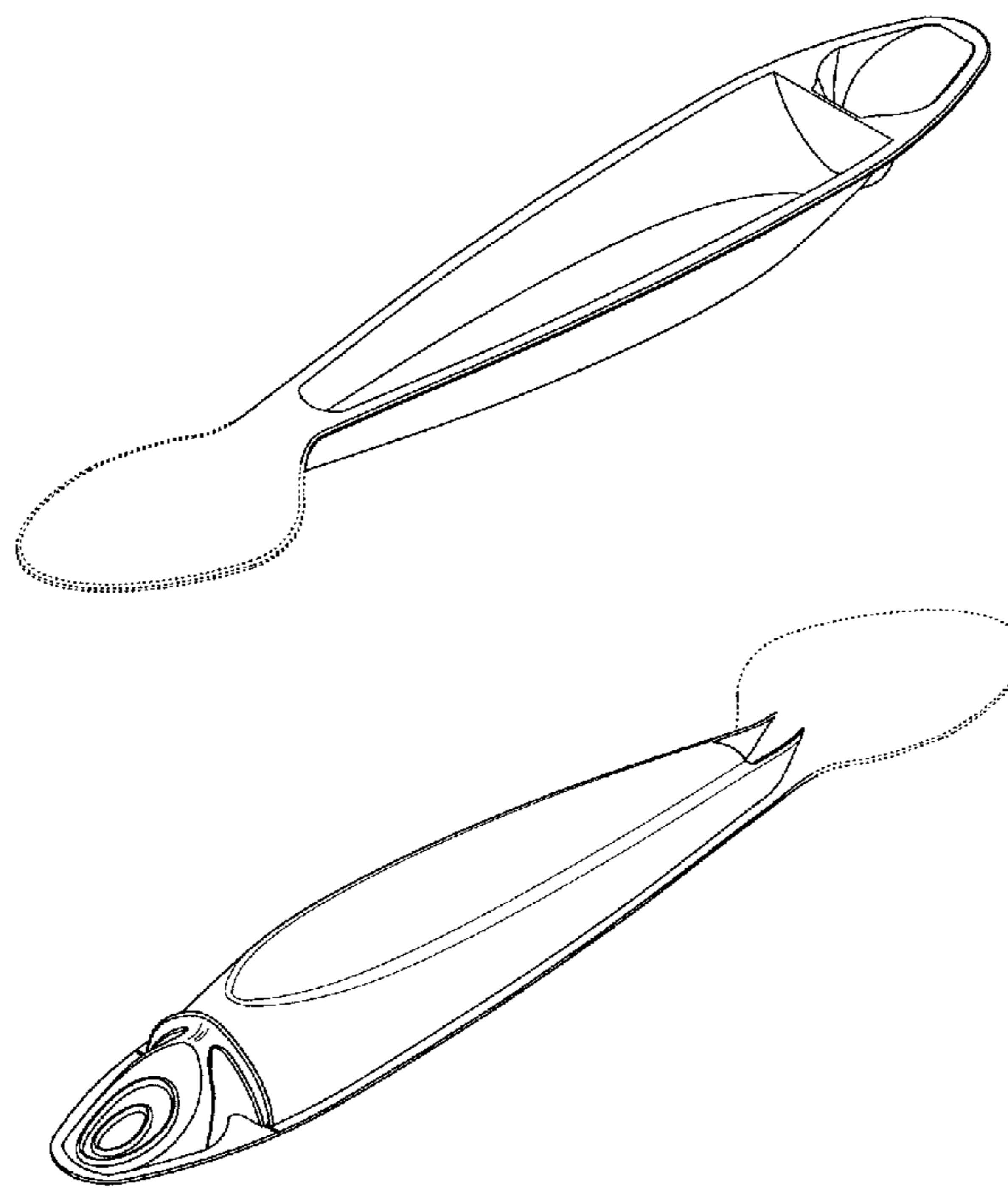
FIG. 2 is a bottom perspective view thereof;

FIG. 3 is a top plan view thereof; and,

FIG. 4 is a side view thereof, the opposite side being a mirror image.

The broken line representations in the Figures are for the purpose of illustration only and form no part of the claimed design.

1 Claim, 2 Drawing Sheets



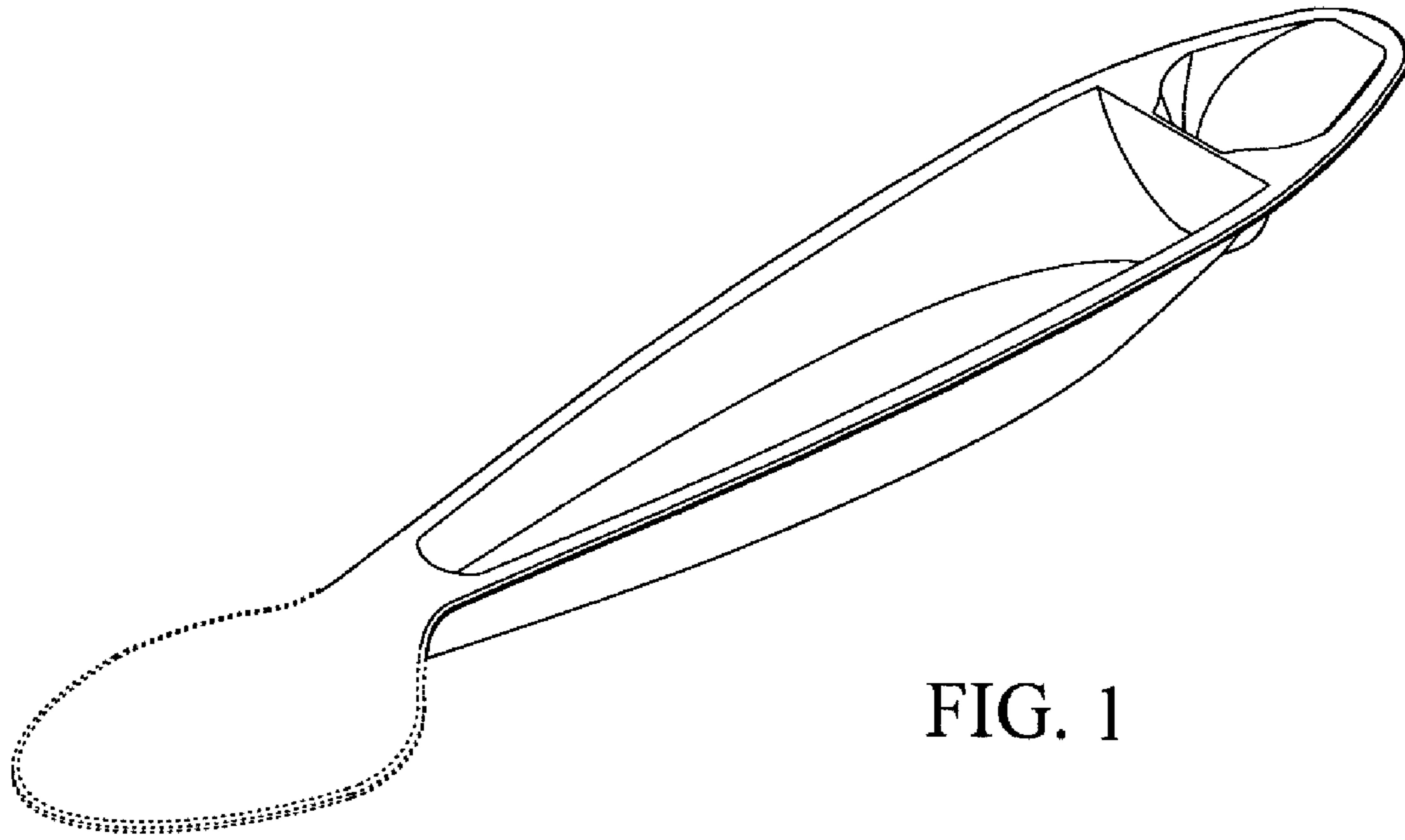


FIG. 1

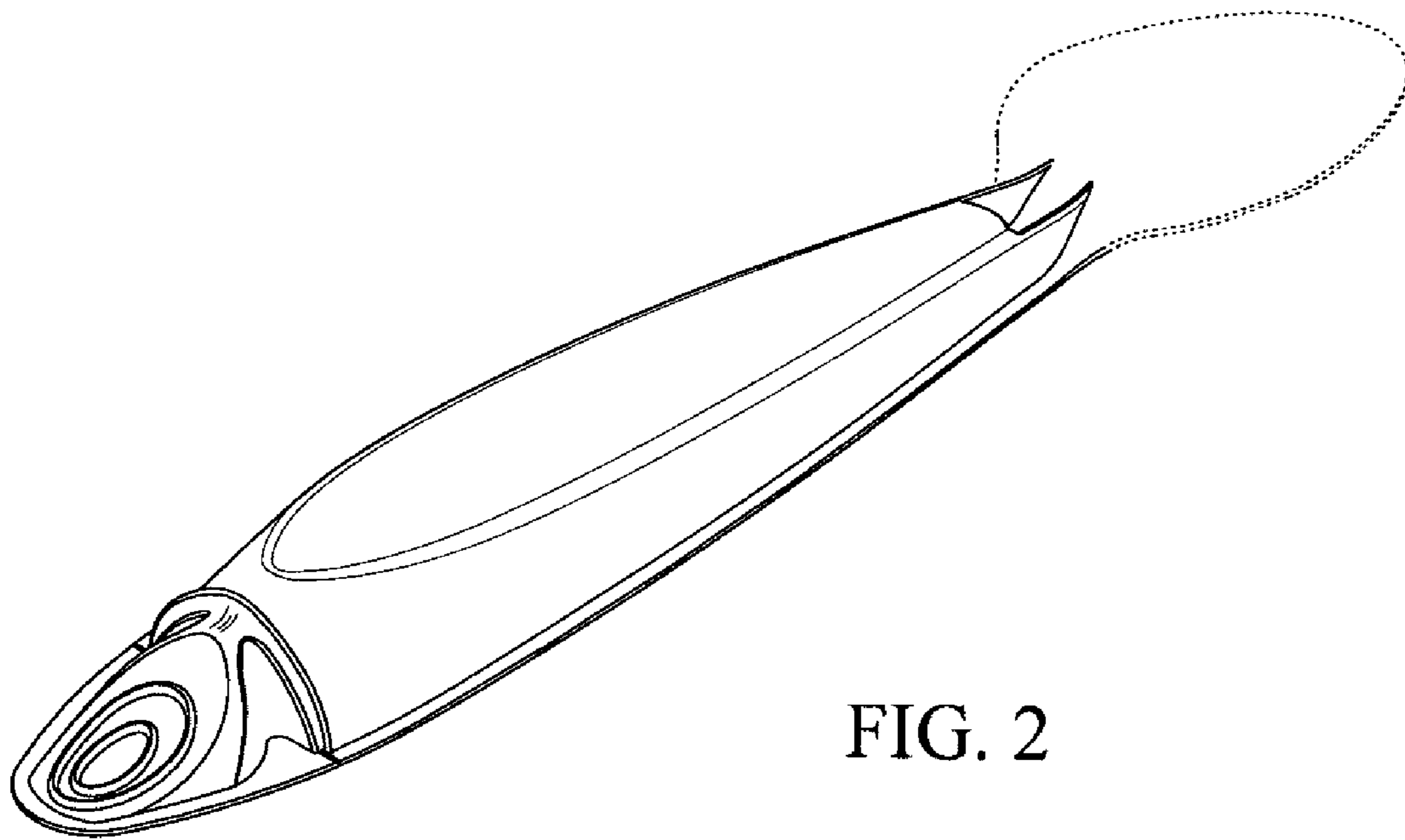


FIG. 2

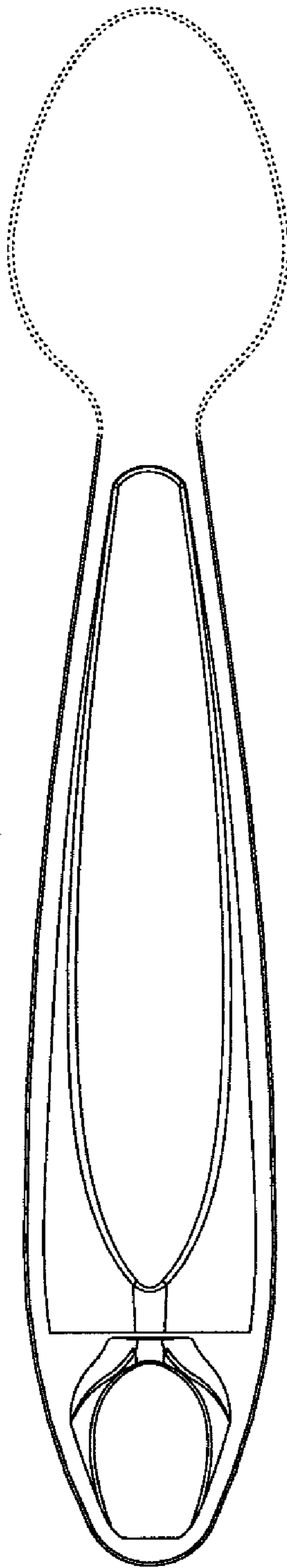


FIG. 3




FIG. 4