



US00D560431S

(12) **United States Design Patent**
Sulier

(10) **Patent No.:** **US D560,431 S**

(45) **Date of Patent:** **** Jan. 29, 2008**

(54) **HANDLE FOR A UTENSIL**

(76) **Inventor:** **Cornelius W. Sulier**, 197 Sunset Lodge Rd., Lancaster, KY (US) 40444

(**) **Term:** **14 Years**

(21) **Appl. No.:** **29/256,924**

(22) **Filed:** **Mar. 27, 2006**

(51) **LOC (8) Cl.** **07-02**

(52) **U.S. Cl.** **D7/401.2**

(58) **Field of Classification Search** D4/138;
D7/393, 395, 401.2, 642-646, 649-653, 662-664,
D7/688, 695-696; D8/10, 36, 75, 80, 83,
D8/87, 98, 99, 102, 107, 300, 303; D18/34.9;
D22/118; 30/123.5-123.7, 124-125, 128,
30/142-143, 147-149, 169, 304, 316, 329,
30/340, 342-346, 353, 355, 394

See application file for complete search history.

(56) **References Cited**

U.S. PATENT DOCUMENTS

- D180,749 S * 8/1957 Pardon D7/653
- D209,851 S * 1/1968 Levin D7/395
- D245,386 S * 8/1977 Manderfield D7/653
- D271,363 S * 11/1983 Cassini D7/653
- D366,964 S * 2/1996 Berti D4/138
- D417,122 S * 11/1999 Jagger D7/401.2
- D476,862 S * 7/2003 Jagger D7/645

- D495,498 S * 9/2004 Berti D4/138
- D511,897 S * 11/2005 Berti D4/138
- D512,569 S * 12/2005 Berti D4/138

* cited by examiner

Primary Examiner—Caron D. Veynar

Assistant Examiner—Ricky Pham

(74) *Attorney, Agent, or Firm*—Kenneth F. Pearce

(57) **CLAIM**

The ornamental design for a handle for a utensil, as shown and described.

DESCRIPTION

FIG. 1 is a symmetrical view of the handle for a utensil showing my new design;

FIG. 2 is a cross-section view taken along line 2—2 of FIG. 1;

FIG. 3 is a cross-section view taken along line 3—3 of FIG. 1;

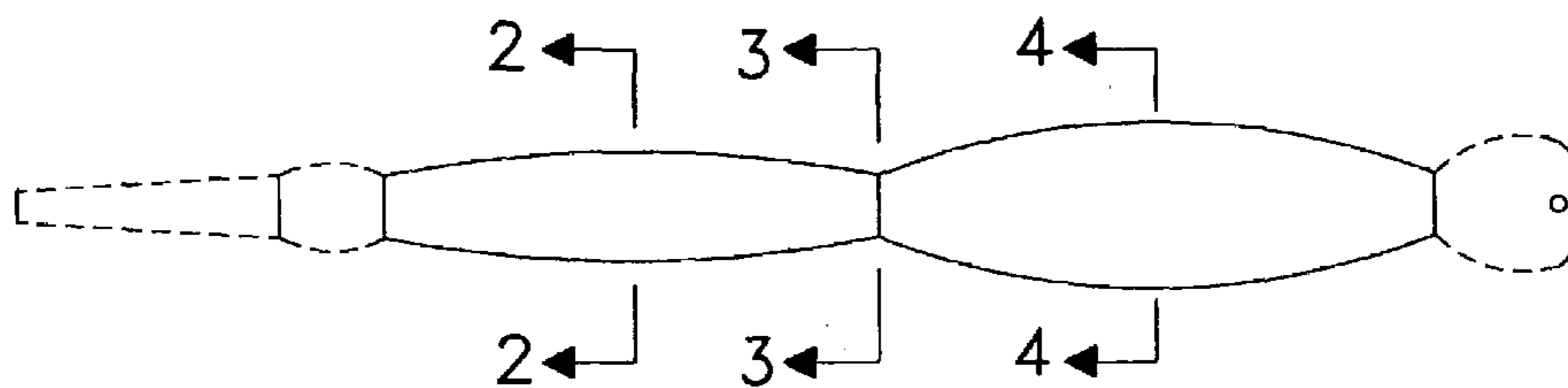
FIG. 4 is a cross-section view taken along line 4—4 of FIG. 1;

FIG. 5 is an end view taken from the left of FIG. 1; and,

FIG. 6 is an end view taken from the right of FIG. 1.

The broken lines shown in the drawings are for illustrative purposes only and form no part of the claimed design.

1 Claim, 1 Drawing Sheet



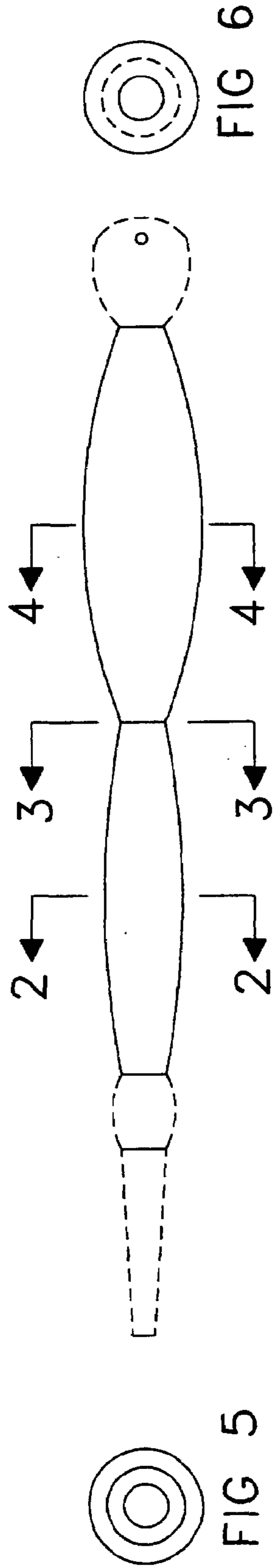


FIGURE 1

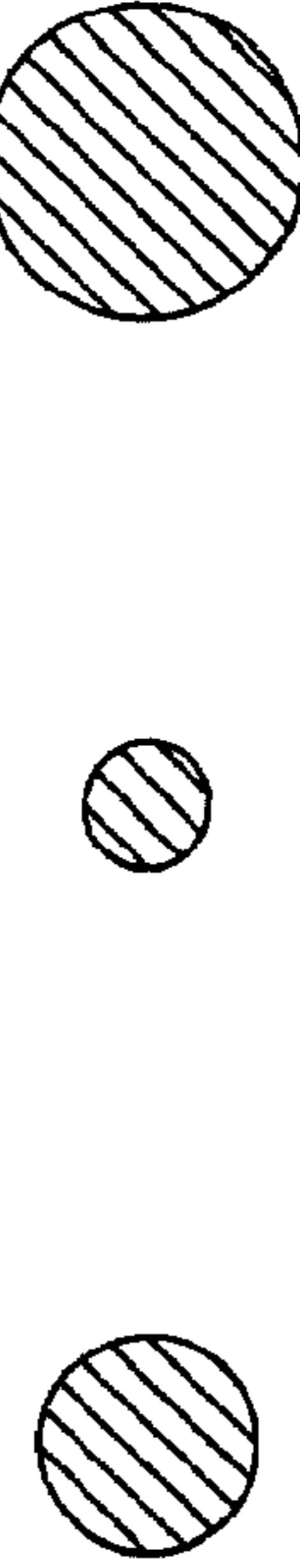
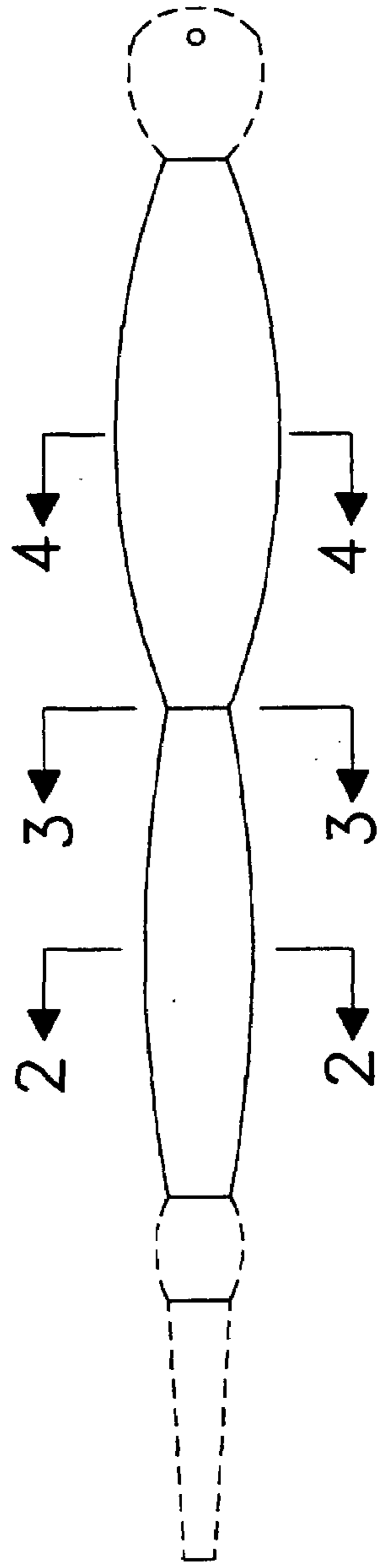


FIG 2 FIG 3 FIG 4