

US00D560390S

(12) **United States Design Patent**
Svendsen et al.

(10) **Patent No.:** **US D560,390 S**
(45) **Date of Patent:** **** Jan. 29, 2008**

(54) **VANITY**

(75) Inventors: **Sean Svendsen**, Woodridge, IL (US);
Sherry Jones, Woodridge, IL (US);
Michael Painter, Woodridge, IL (US)

(73) Assignee: **Globe Union Industrial Corp.**,
Taichung (TW)

(**) Term: **14 Years**

(21) Appl. No.: **29/280,430**

(22) Filed: **May 29, 2007**

(51) **LOC (8) Cl.** **06-04**

(52) **U.S. Cl.** **D6/441; D6/446**

(58) **Field of Classification Search** D6/432-434,
D6/436-448, 470, 472; D23/286, 308; 312/114,
312/117, 204, 224, 227, 237
See application file for complete search history.

(56) **References Cited**

U.S. PATENT DOCUMENTS

D129,623 S * 9/1941 Craley D6/441
D141,097 S * 5/1945 Pinanski D6/440
D423,251 S * 4/2000 Black D6/441

D480,234 S * 10/2003 O'Hare D6/441
D519,749 S * 5/2006 Mendini D6/441
D523,660 S * 6/2006 Bruce D6/446
D535,728 S * 1/2007 Helmsie D23/286
D539,054 S * 3/2007 Baade D6/446
D544,075 S * 6/2007 Mayer D23/286

* cited by examiner

Primary Examiner—Mimosa De

(74) *Attorney, Agent, or Firm*—Leong C. Lei

(57) **CLAIM**

The ornamental design for a vanity, as shown and described.

DESCRIPTION

FIG. 1 is a perspective view of a vanity showing my new design;

FIG. 2 is a front elevational view thereof;

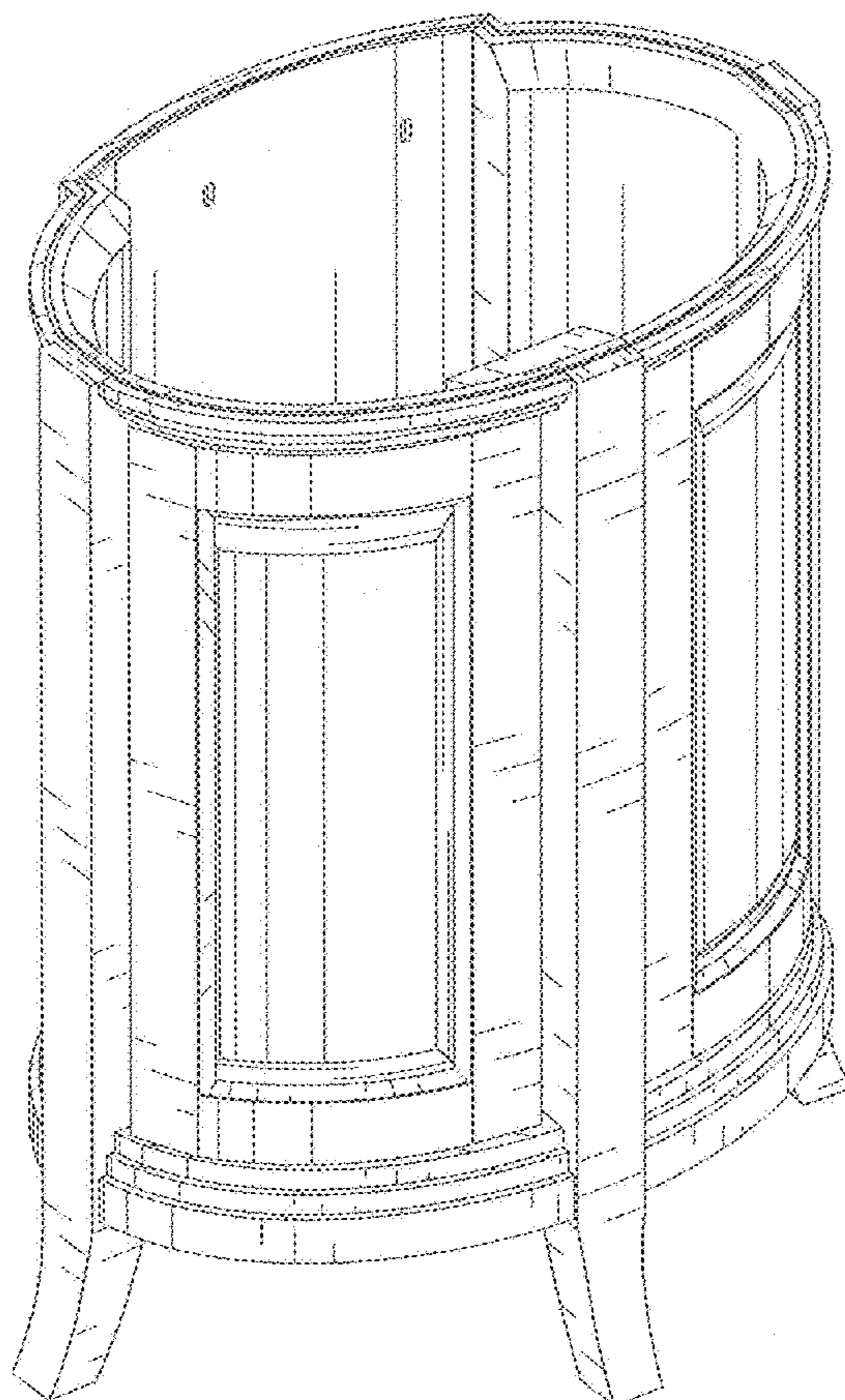
FIG. 3 is a rear elevational view thereof;

FIG. 4 is a left side elevational view thereof;

FIG. 5 is a right side elevational view thereof; and,

FIG. 6 is a top plan view thereof.

1 Claim, 6 Drawing Sheets






FIG. 1




FIG. 2




FIG. 3




FIG. 4




FIG. 5

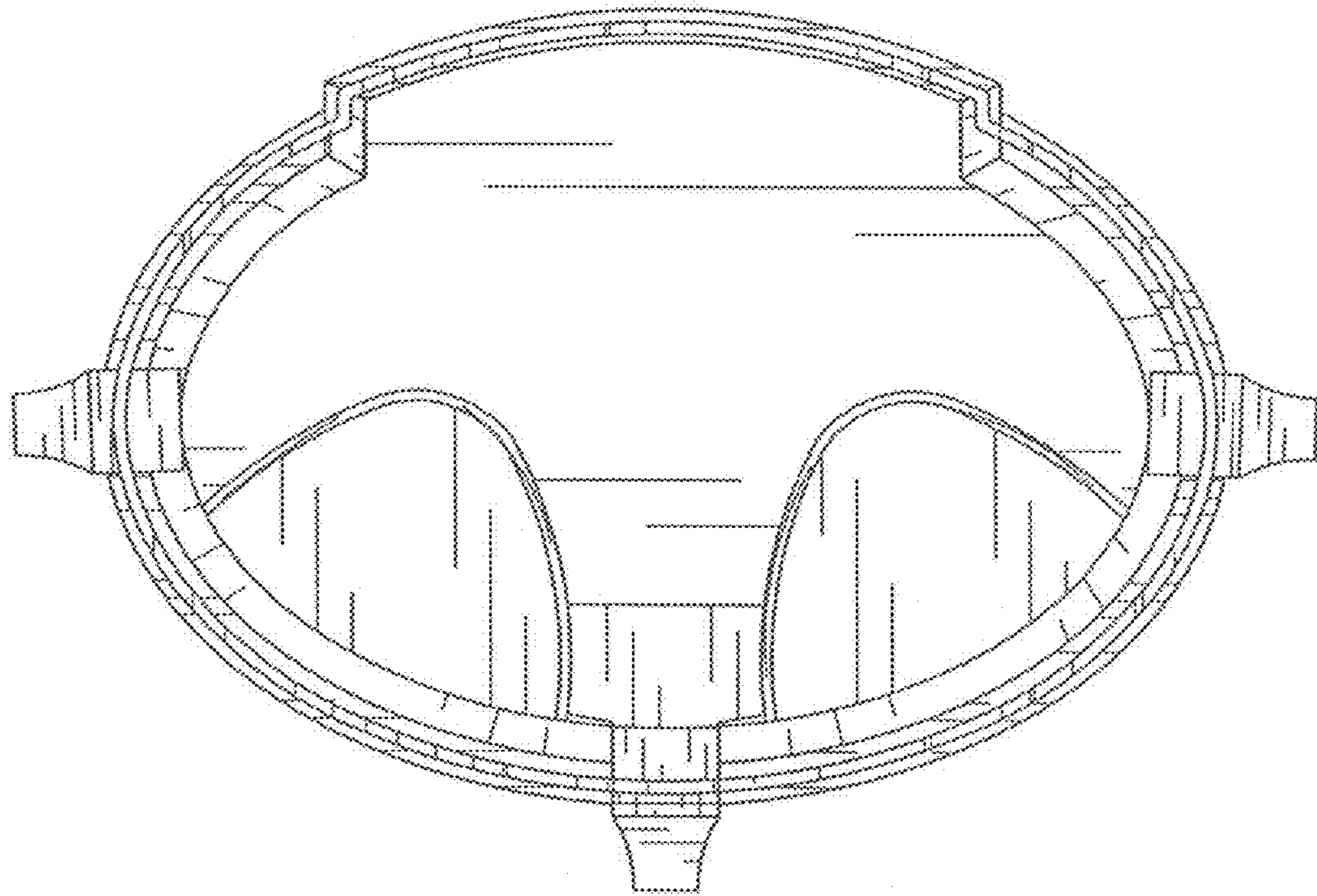


FIG. 6