

US00D560376S

(12) **United States Design Patent**
Sempe

(10) **Patent No.:** **US D560,376 S**
(45) **Date of Patent:** **** Jan. 29, 2008**

(54) **SEAT**

(75) **Inventor:** **Inga Sempe, Paris (FR)**

(73) **Assignee:** **Roset S.A. (FR)**

(**) **Term:** **14 Years**

(21) **Appl. No.:** **29/280,244**

(22) **Filed:** **May 22, 2007**

(30) **Foreign Application Priority Data**

Nov. 24, 2006 (EP) 000629712-0002

(51) **LOC (8) Cl.** **06-01**

(52) **U.S. Cl.** **D6/334**

(58) **Field of Classification Search** D6/349-353,
D6/355, 364, 484, 334, 500-502, 381, 369,
D6/376, 495; 297/232-233, 445.1, 446.1,
297/184.1; 5/15.1

See application file for complete search history.

(56) **References Cited**

U.S. PATENT DOCUMENTS

D240,479 S * 7/1976 Helms D6/334
D252,782 S * 9/1979 Roset D6/334
D256,971 S * 9/1980 Cassina D6/364
D257,087 S * 9/1980 Roset D6/334

D262,676 S * 1/1982 Roset D6/334
D276,959 S * 1/1985 Roset D6/334
4,907,328 A * 3/1990 Pesce 29/91.1
D539,045 S * 3/2007 Mourgue D6/334
D539,046 S * 3/2007 Bouroullec et al. D6/334

* cited by examiner

Primary Examiner—Sandra Snapp

(74) *Attorney, Agent, or Firm*—Cantor Colburn LLP

(57) **CLAIM**

I claim, the ornamental design for a seat, as shown and described.

DESCRIPTION

FIG. 1 is a front perspective view of a seat, showing my new design;

FIG. 2 is a rear perspective view thereof;

FIG. 3 is a front view thereof;


FIG. 4 is a rear view thereof;

FIG. 5 is a side view thereof taken from the left of FIG. 3;

FIG. 6 is a side view thereof taken from the right of FIG. 3; and,

FIG. 7 is a top view thereof.

1 Claim, 7 Drawing Sheets






FIG. 1

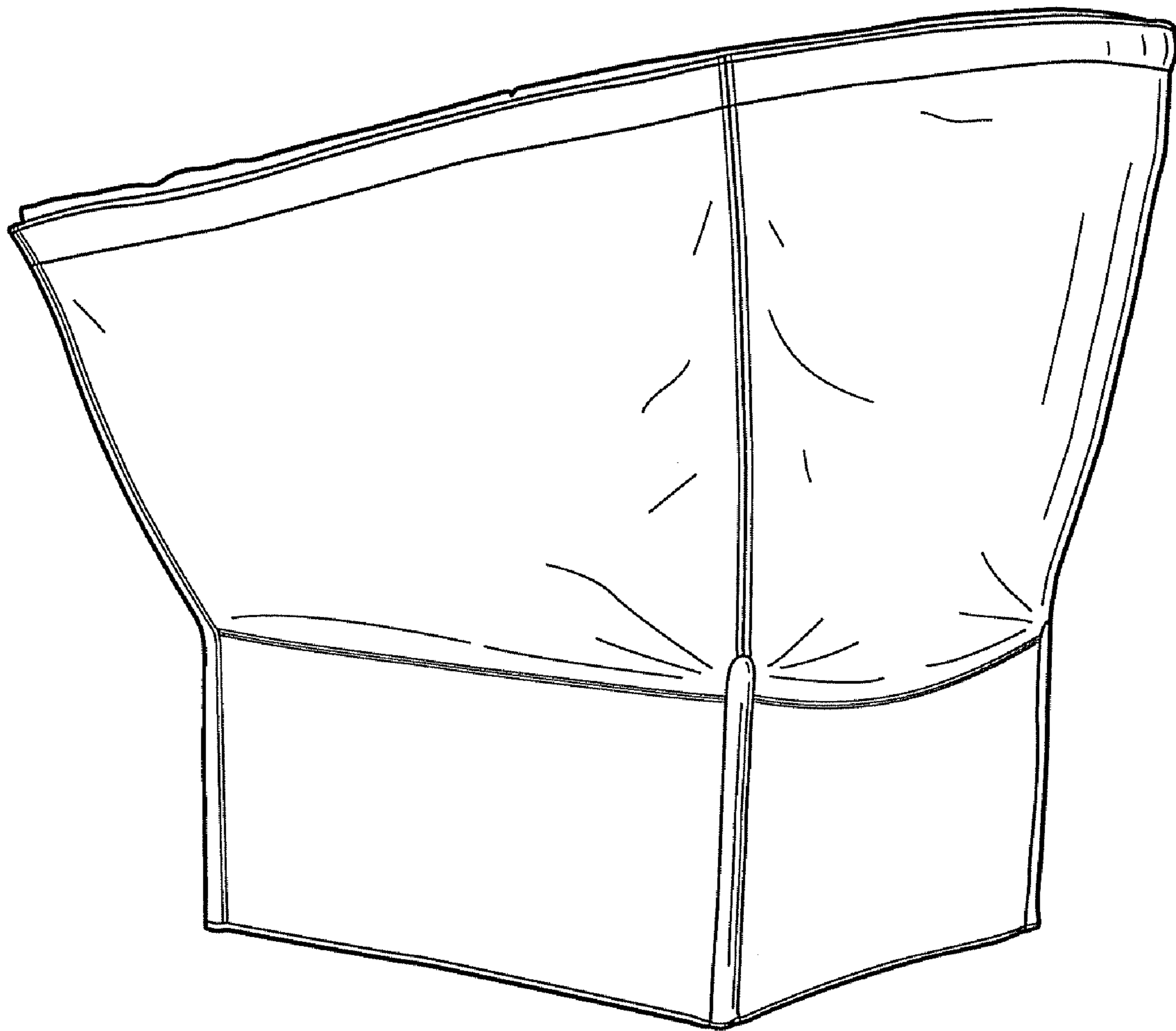


FIG. 2




FIG. 3




FIG. 4

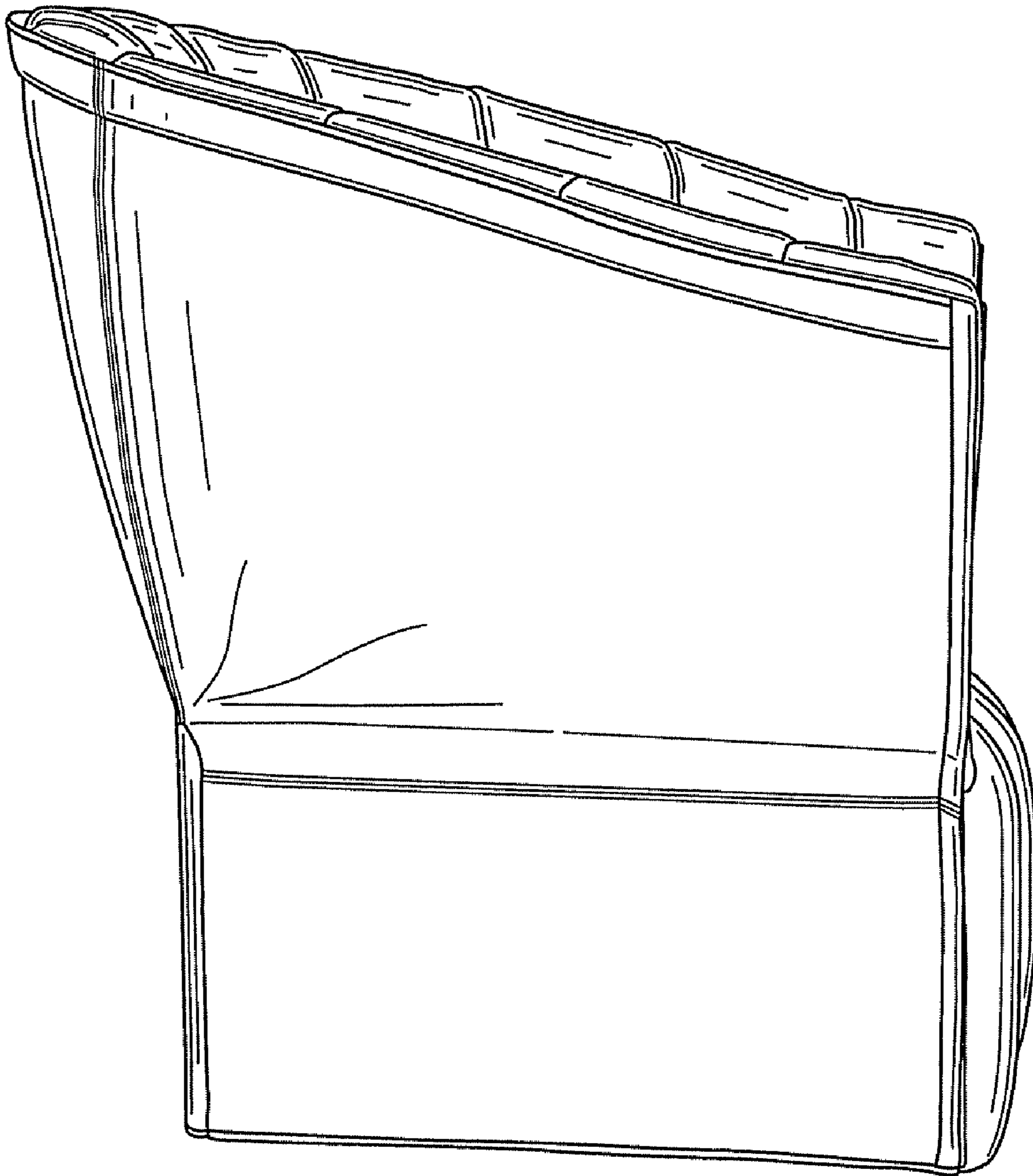


FIG. 5




FIG. 6

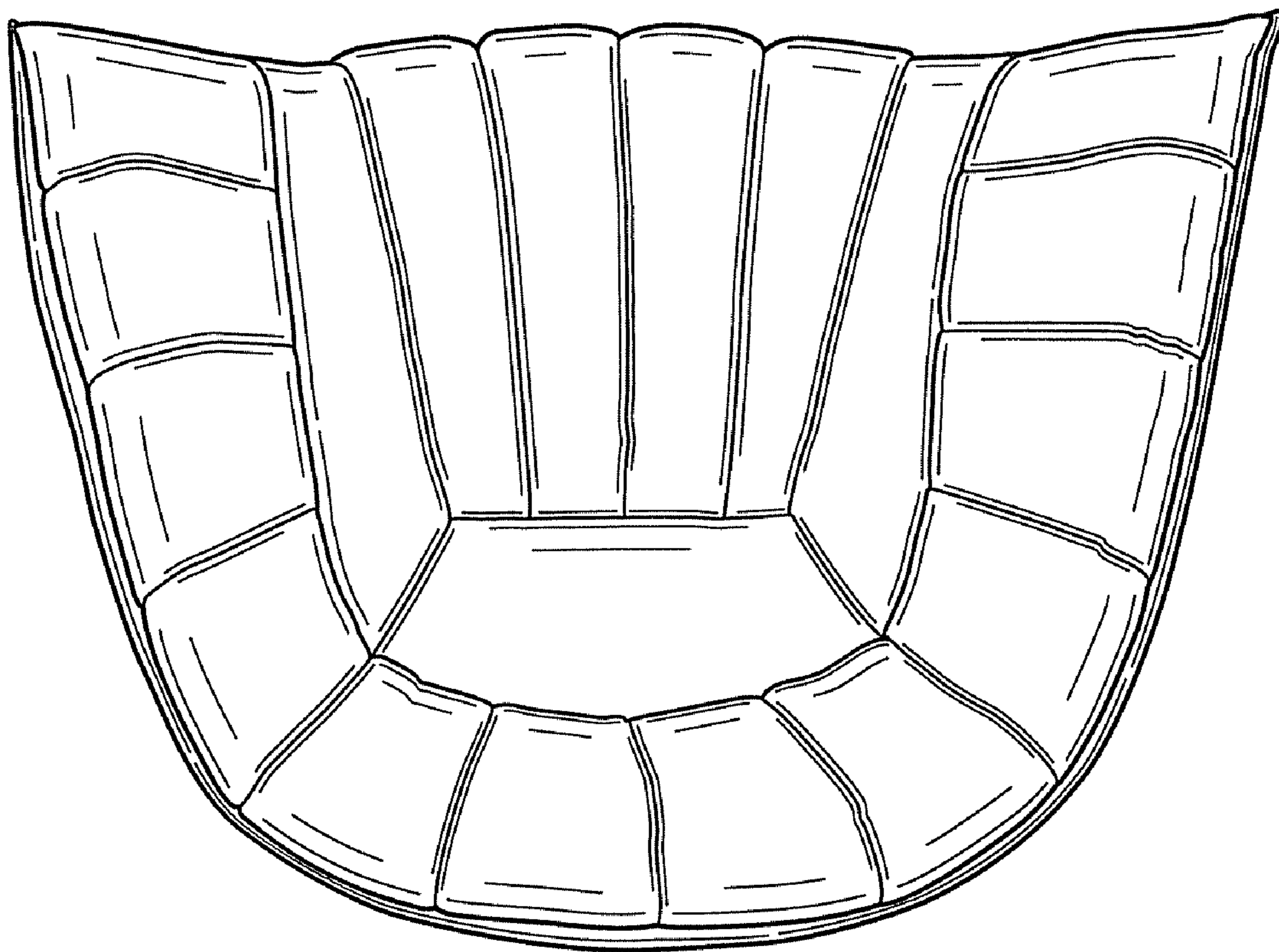


FIG. 7