



US00D560370S

(12) **United States Design Patent**
Schammel

(10) **Patent No.:** **US D560,370 S**
(45) **Date of Patent:** **** Jan. 29, 2008**

(54) **MULTI PANEL TRI FOLD FRAME**

6,347,467 B1 * 2/2002 Meyer 40/124.06

(76) Inventor: **Leonard Schammel**, Box 55, New York, NY (US) 10044

* cited by examiner

Primary Examiner—Caron D. Veynar
Assistant Examiner—Sydney R. Buffalow

(**) Term: **14 Years**

(21) Appl. No.: **29/191,634**

(57) **CLAIM**

(22) Filed: **May 3, 2004**

I claim the ornamental design for a multi panel tri fold frame, as shown and described.

(51) **LOC (8) Cl.** **06-04**

(52) **U.S. Cl.** **D6/301**

(58) **Field of Classification Search** D6/300–314,
D6/406, 420, 406.1, 396, 454; D19/1; 40/700,
40/711, 722, 724, 729–31, 733–735, 738,
40/765, 790, 798, 800

See application file for complete search history.

DESCRIPTION

FIG. 1 is a front elevation view of a multi panel tri fold frame showing my new design.

FIG. 2 is a front top and side perspective view.

FIG. 3 is a partially unfolded front top and side view perspective.

FIG. 4 is an alternate open perspective view.

FIG. 5 is a front view in an open extended position.

FIG. 6 is a rear view in an open condition.

FIG. 7 is a right side view in a closed position.

FIG. 8 is a left side view in a closed position; and,


FIG. 9 is a rear elevation view.

(56) **References Cited**

U.S. PATENT DOCUMENTS

1,342,248	A *	6/1920	Bloomquist	40/778
3,990,669	A *	11/1976	Smith	248/459
D267,174	S *	12/1982	Fox et al.	D14/254
D284,873	S *	7/1986	Smith	D19/91
D292,807	S *	11/1987	Visnapuu	D19/91
5,303,487	A *	4/1994	Olson	40/124.12
D415,619	S *	10/1999	Gandy	D6/301
6,209,924	B1 *	4/2001	Pyle et al.	283/117

1 Claim, 9 Drawing Sheets






Fig. 1




Fig. 2




Fig. 3

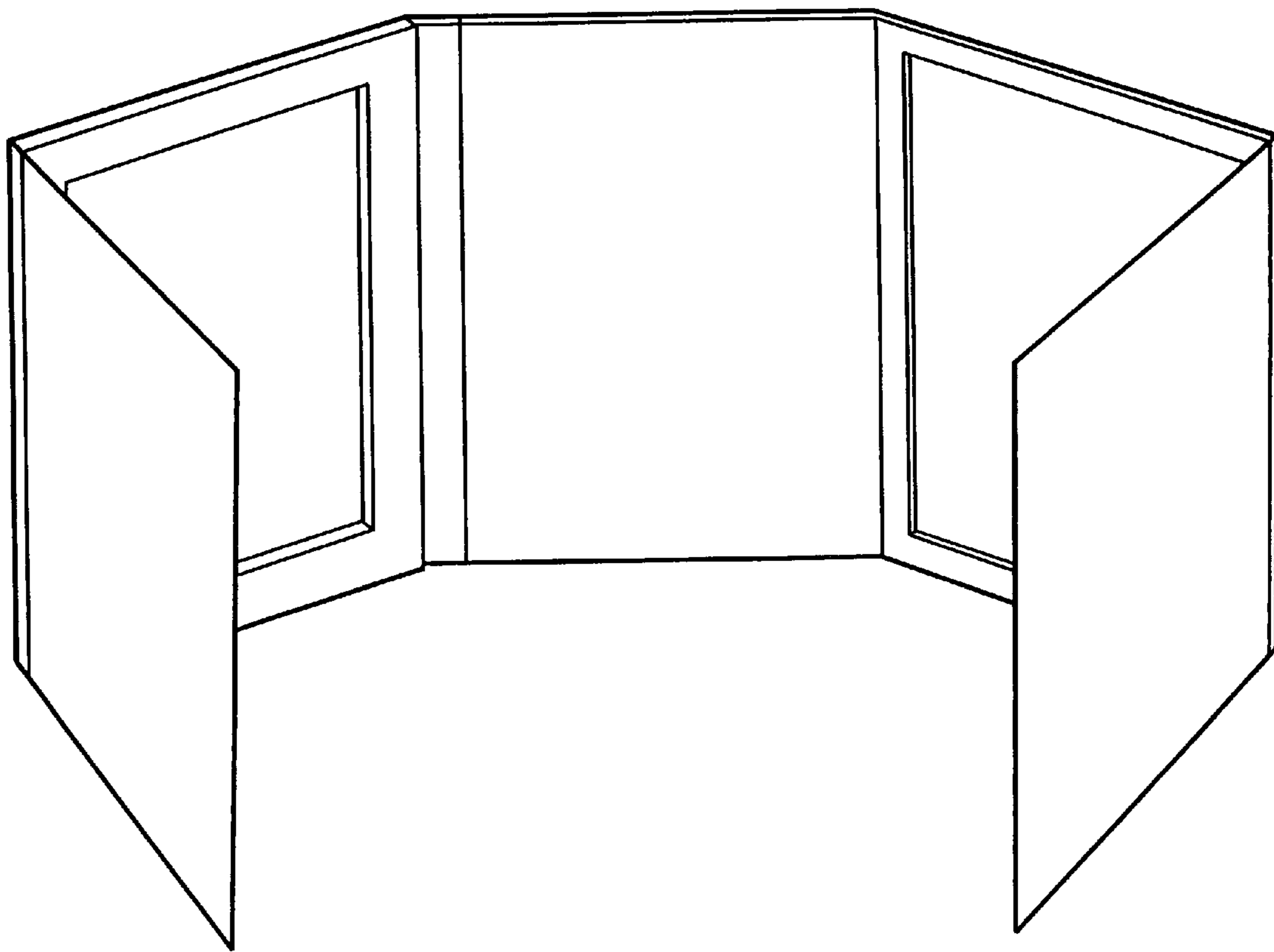


Fig. 4




Fig. 5

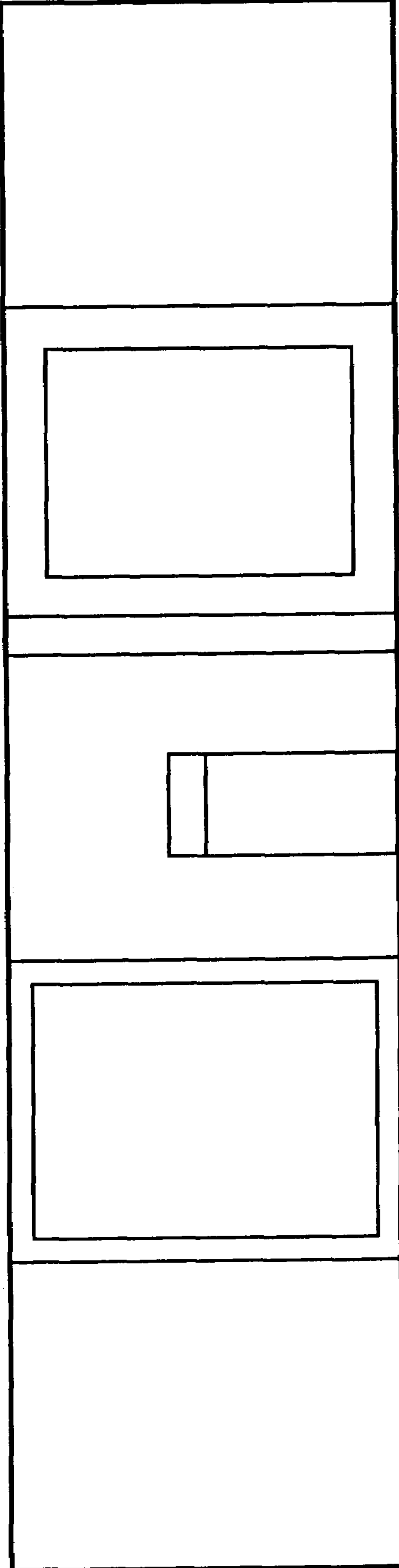


Fig. 6

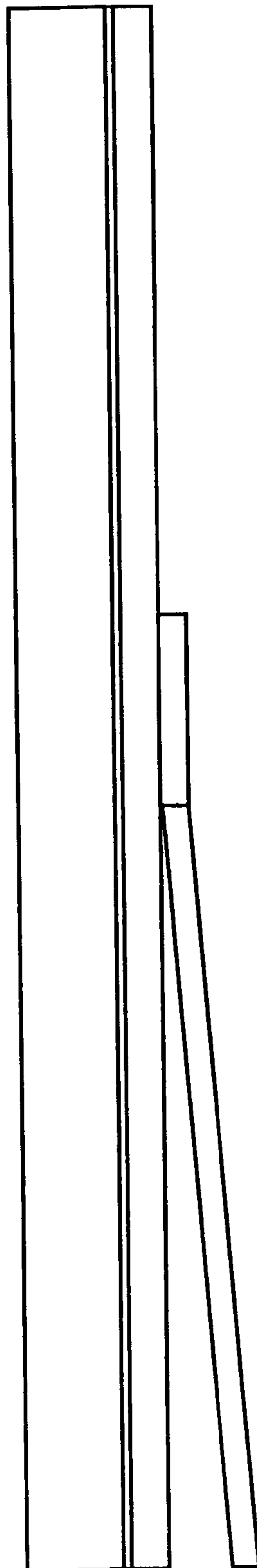


Fig. 7

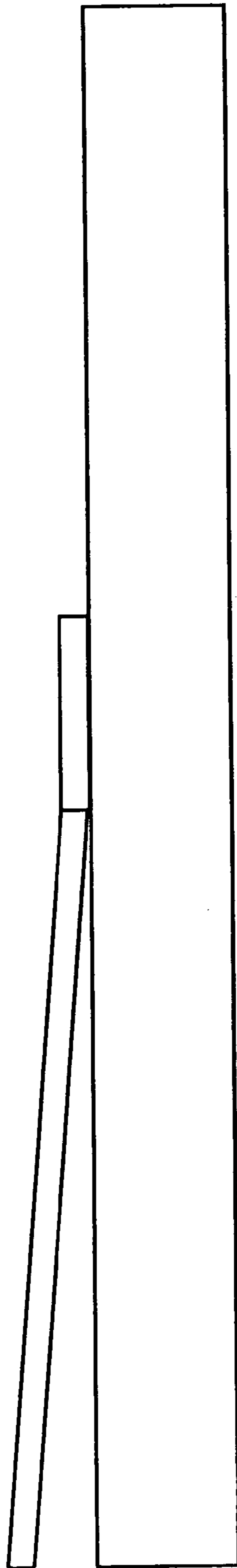


Fig. 8

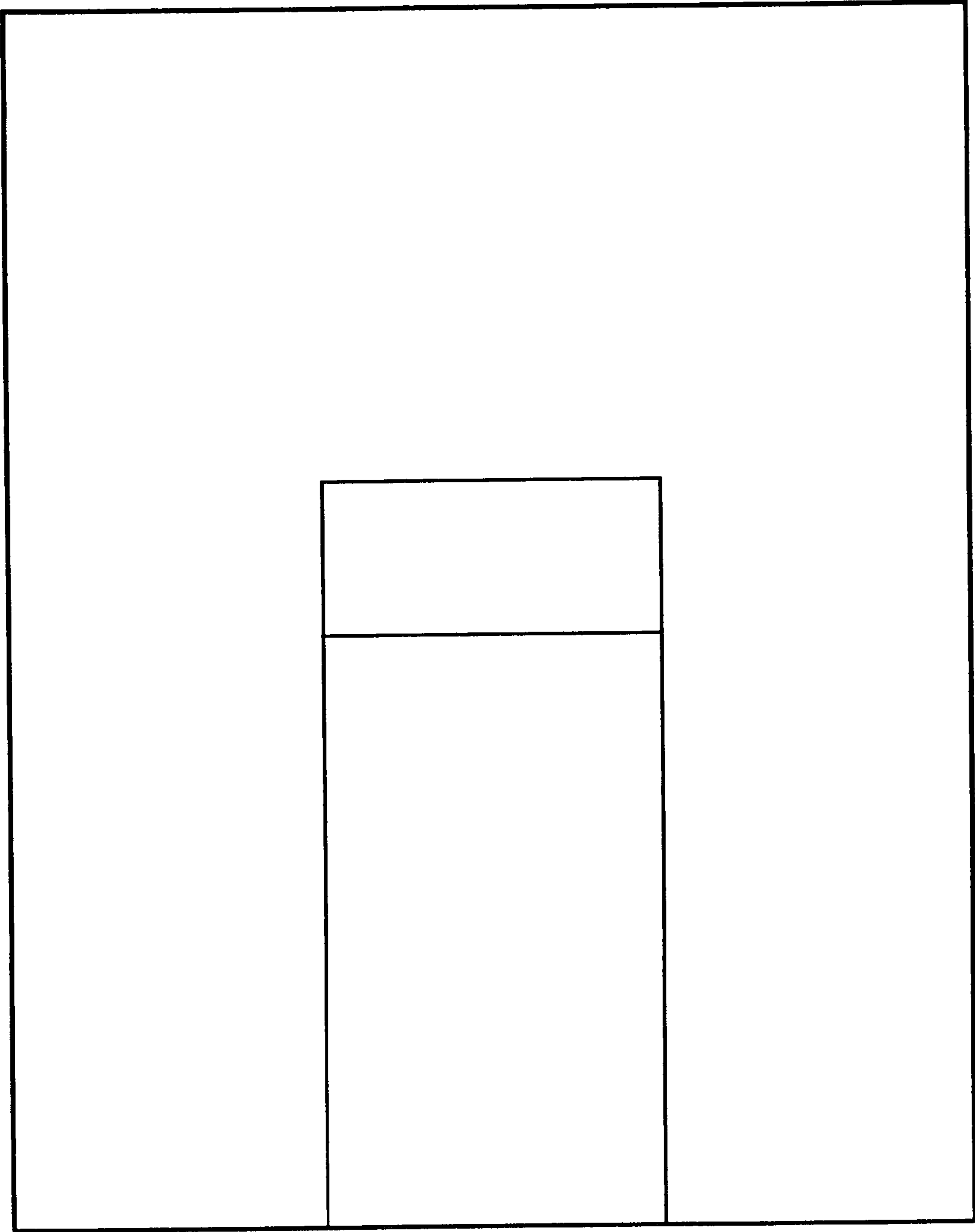


Fig. 9