

US00D560365S

(12) **United States Design Patent**
Huller

(10) **Patent No.:** **US D560,365 S**
(45) **Date of Patent:** **** Jan. 29, 2008**

(54) **HEART-SHAPED BRUSH**

(76) Inventor: **Joachim Huller**, Reichenbergstrasse 3,
D-77716 Fischerbach (DE)

(**) Term: **14 Years**

(21) Appl. No.: **29/231,357**

(22) Filed: **Jun. 3, 2005**

(30) **Foreign Application Priority Data**

Dec. 3, 2004 (DE) 4 04 06 880

(51) **LOC (8) Cl.** **04-02**

(52) **U.S. Cl.** **D4/124; D4/130**

(58) **Field of Classification Search** D4/107,
D4/124, 130, 138, 199; D28/7, 63; 15/159.1,
15/160, 171, 186, 187, 191.1, 192, 193

See application file for complete search history.

(56) **References Cited**

U.S. PATENT DOCUMENTS

D352,830 S * 11/1994 Wolff D4/124
D438,710 S * 3/2001 Chen D4/124

FOREIGN PATENT DOCUMENTS

EP 0571799 12/1993
FR 2626455 8/1989
WO 97/14331 4/1997

OTHER PUBLICATIONS

KR 30197601532 Registered Design Bibliography, May 8, 1976,
[online], [retrieved on Aug. 31, 2007]. Retrieved from the Design

Database of Korea Industrial Property Rights Information Services
using the Internet <URL: <http://eng.kipris.or.kr>>.*

Heart Shaped Bath Brush, Bath Accessories Product Page [online],
Kits For Crafts™ © 2004-2006, [retrieved on Aug. 31, 2007].
Retrieved from the Internet: <URL: <http://www.kitsforcrafts.com>>.*

* cited by examiner

Primary Examiner—Cathron Brooks
Assistant Examiner—Lavone D. Tabor

(74) *Attorney, Agent, or Firm*—Horst M. Kasper

(57) **CLAIM**

The ornamental design for a heart-shaped brush, as shown
and described.

DESCRIPTION

FIG. 1 is a top plan view of a heart-shaped brush showing
my new design;

FIG. 2 is a front elevational view thereof;

FIG. 3 is a rear elevational view thereof;

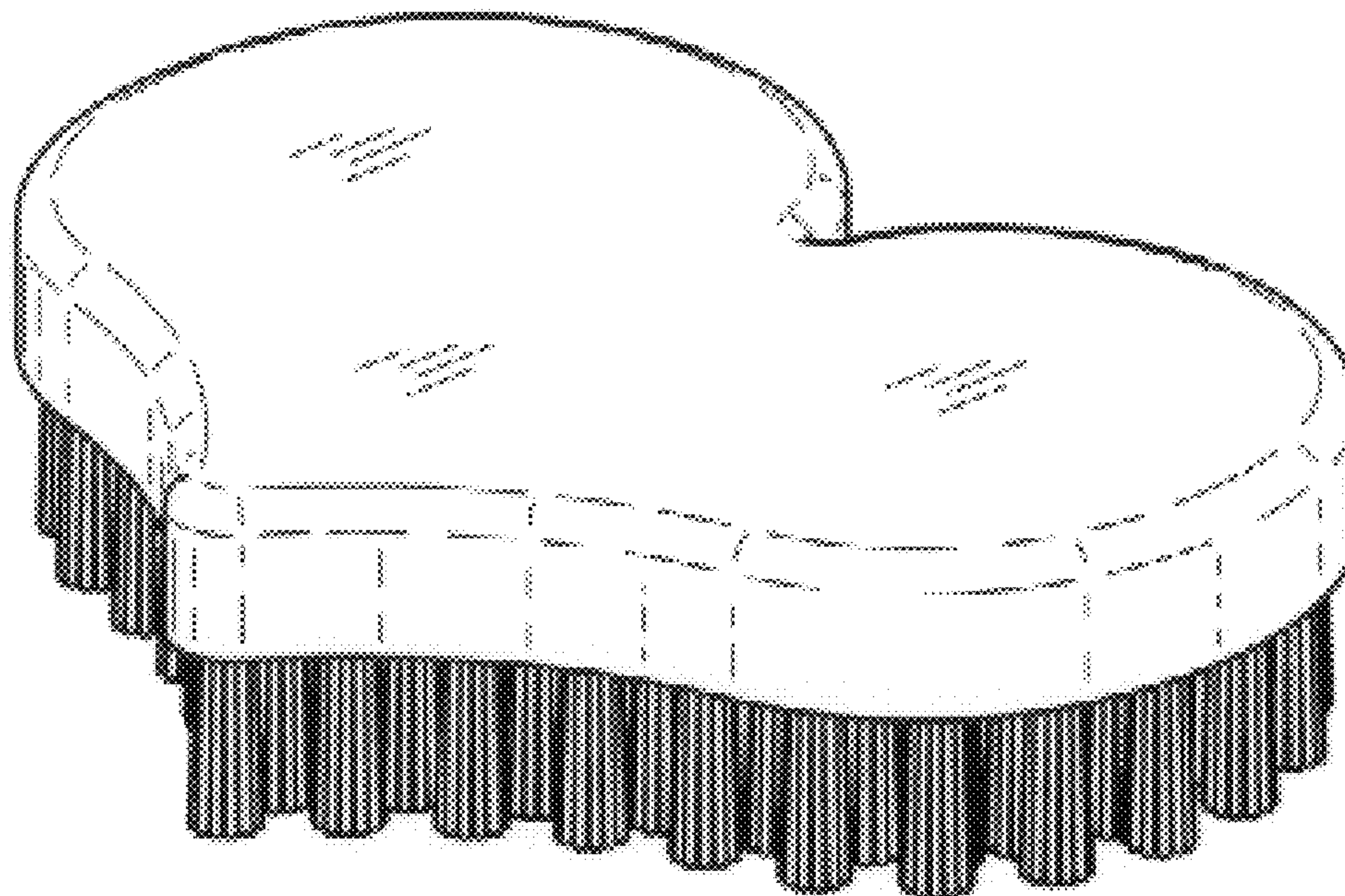
FIG. 4 is a left side elevational view thereof;

FIG. 5 is a right side elevational view thereof; and,

FIG. 6 is a perspective view thereof.

The claimed heart-shaped brush is used for cleaning shoes
and clothing.

1 Claim, 2 Drawing Sheets






Fig.1




Fig.2



Fig.3




Fig.4




Fig.5

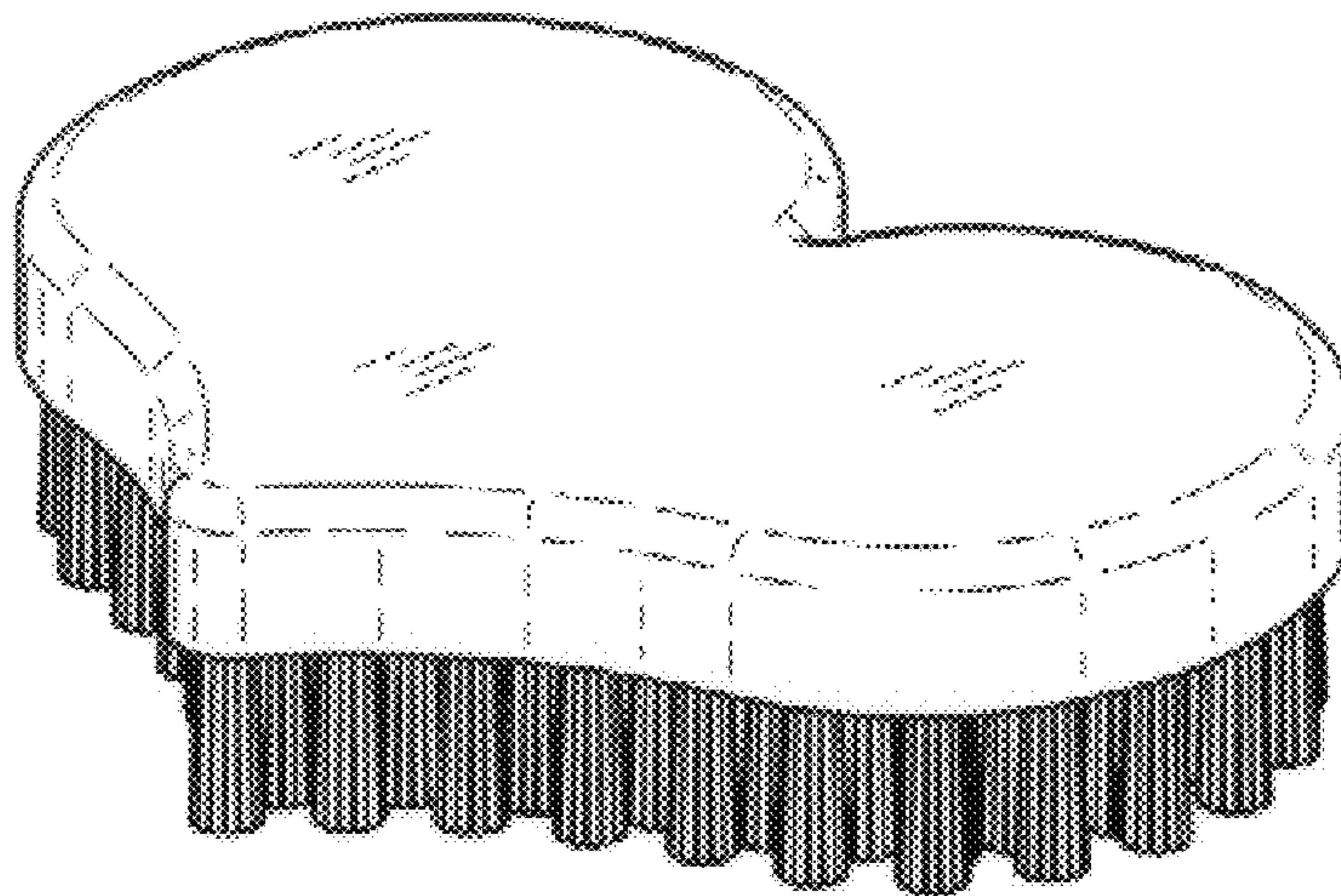


Fig.6