



US00D560358S

(12) **United States Design Patent**
Gerbi

(10) **Patent No.:** **US D560,358 S**

(45) **Date of Patent:** **** Jan. 29, 2008**

(54) **HANDBAG**

(75) Inventor: **Valérie Gerbi**, Paris (FR)

(73) Assignee: **Danielle Gerbi**, Paris (FR)

(**) Term: **14 Years**

(21) Appl. No.: **29/286,007**

(22) Filed: **Apr. 18, 2007**

(51) **LOC (8) Cl.** **03-01**

(52) **U.S. Cl.** **D3/246**

(58) **Field of Classification Search** D3/231,
D3/234, 235, 237, 238, 239, 240, 241, 242,
D3/243, 244, 245, 246, 303, 318; 150/100,
150/107, 108, 110, 112, 113, 114, 118; 190/100,
190/106, 108, 109, 110, 111, 112, 115, 118,
190/121, 122, 903; 383/6, 7, 8, 10, 12, 16,
383/30, 31, 38, 42, 66, 78, 84, 93, 97, 98,
383/117, 120, 907

See application file for complete search history.

(56) **References Cited**

U.S. PATENT DOCUMENTS

D111,893 S * 10/1938 Coblentz D3/244

D380,608 S * 7/1997 Gardner D3/244
D507,403 S * 7/2005 Hanley D3/243
D525,425 S * 7/2006 Gerbi D3/246
D540,538 S * 4/2007 Gerbi D3/246
D547,061 S * 7/2007 Gerbi D3/243

* cited by examiner

Primary Examiner—Gary D. Watson

Assistant Examiner—Monica A Weingart

(74) *Attorney, Agent, or Firm*—Abelman, Frayne & Schwab

(57) **CLAIM**

The ornamental design for a handbag, as shown and described.

DESCRIPTION

FIG. 1 is a perspective view showing my new handbag design;

FIG. 2 is a side view thereof;

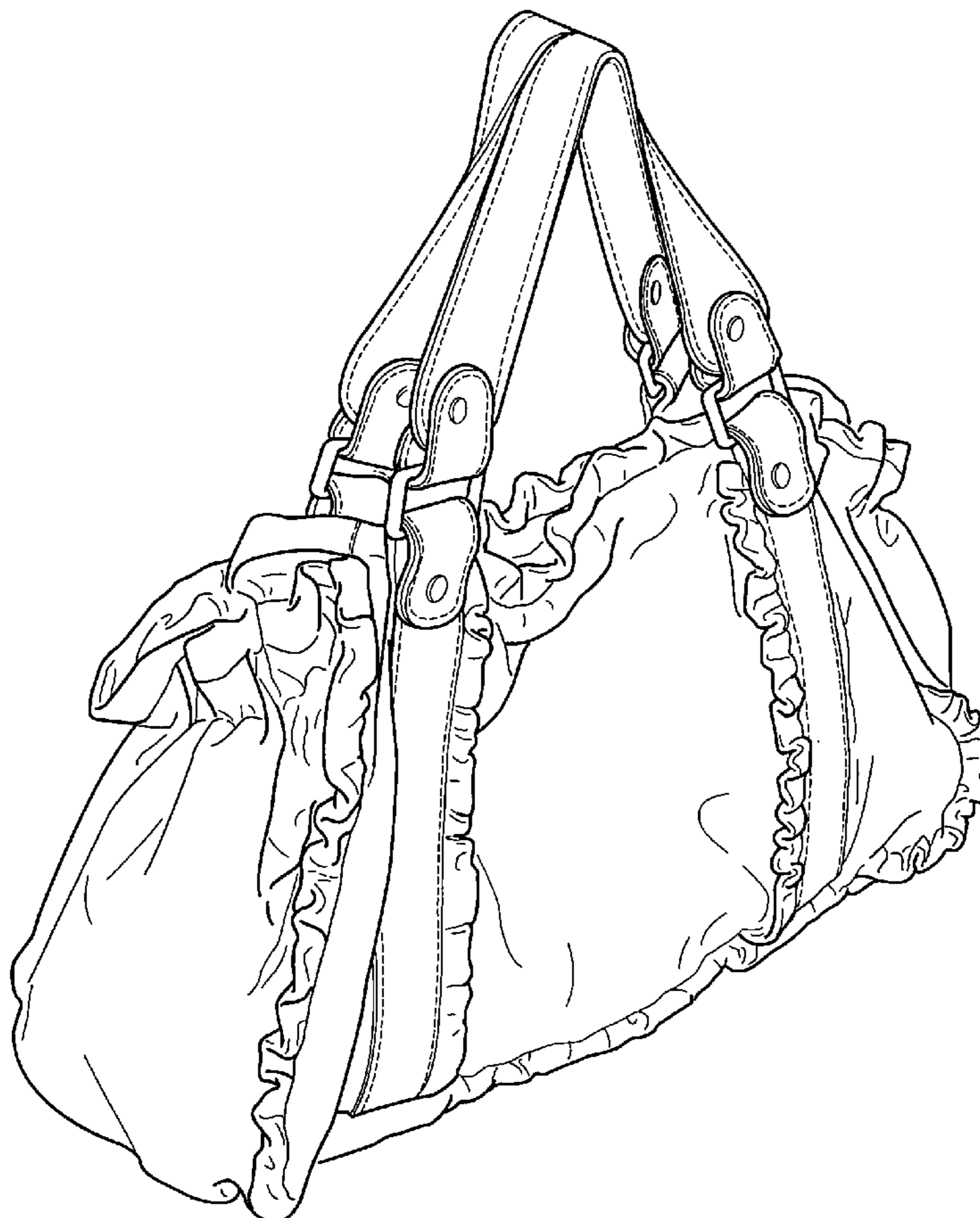
FIG. 3 is a side view of the opposite side thereof;

FIG. 4 is a top view thereof;

FIG. 5 is an end view thereof; and,

FIG. 6 is an end view of the opposite end thereof.

1 Claim, 6 Drawing Sheets



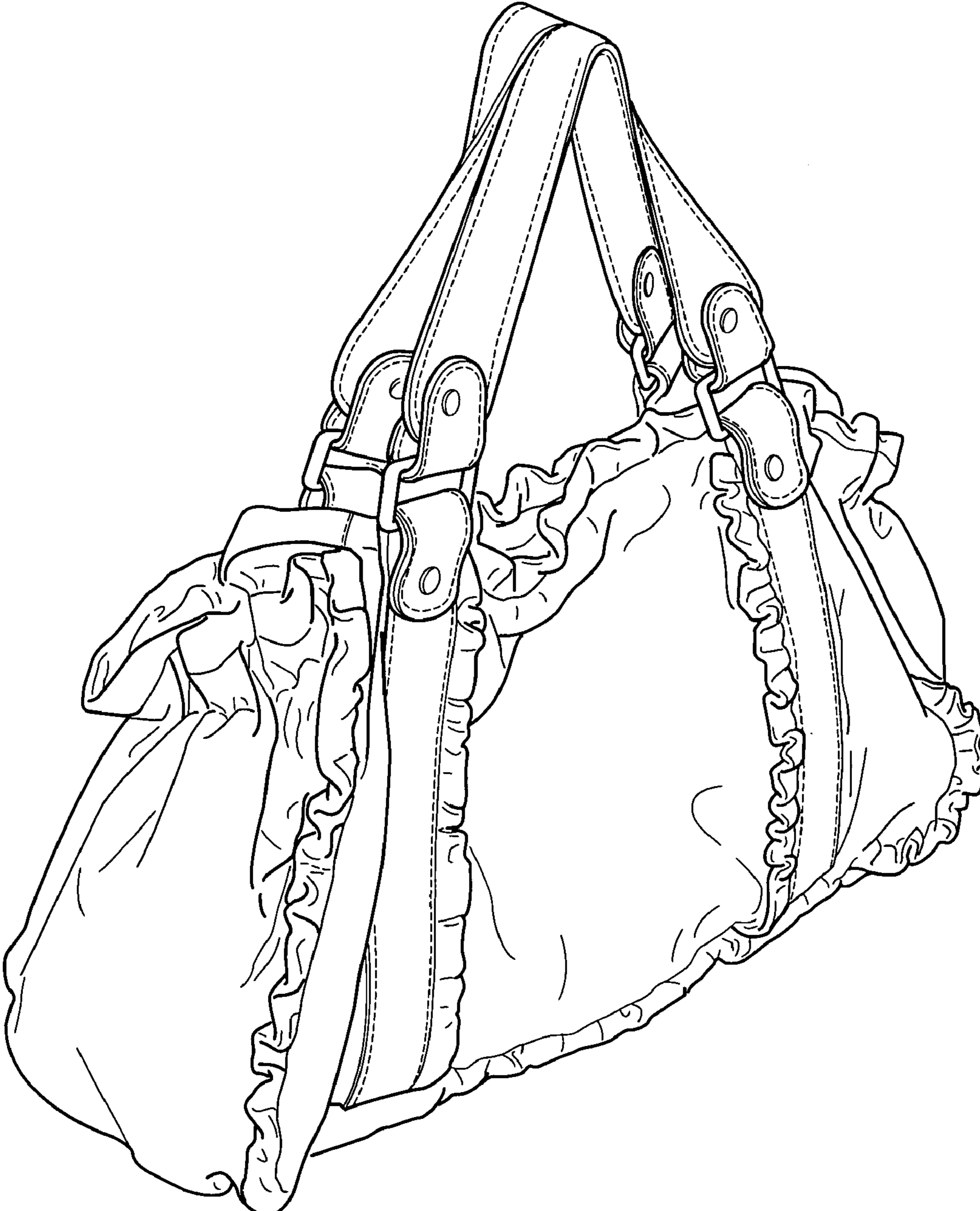


Fig. 1

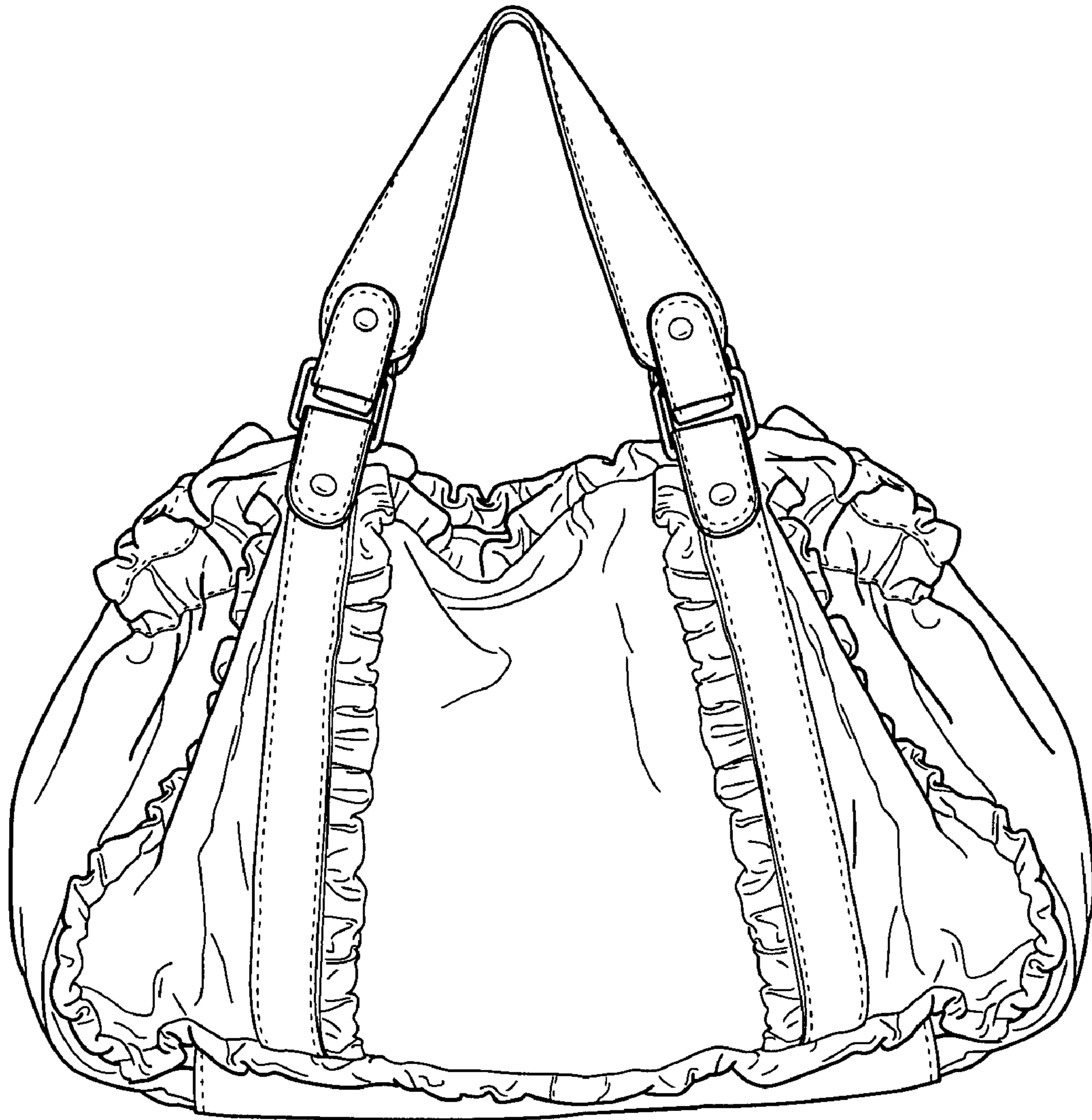


Fig. 2

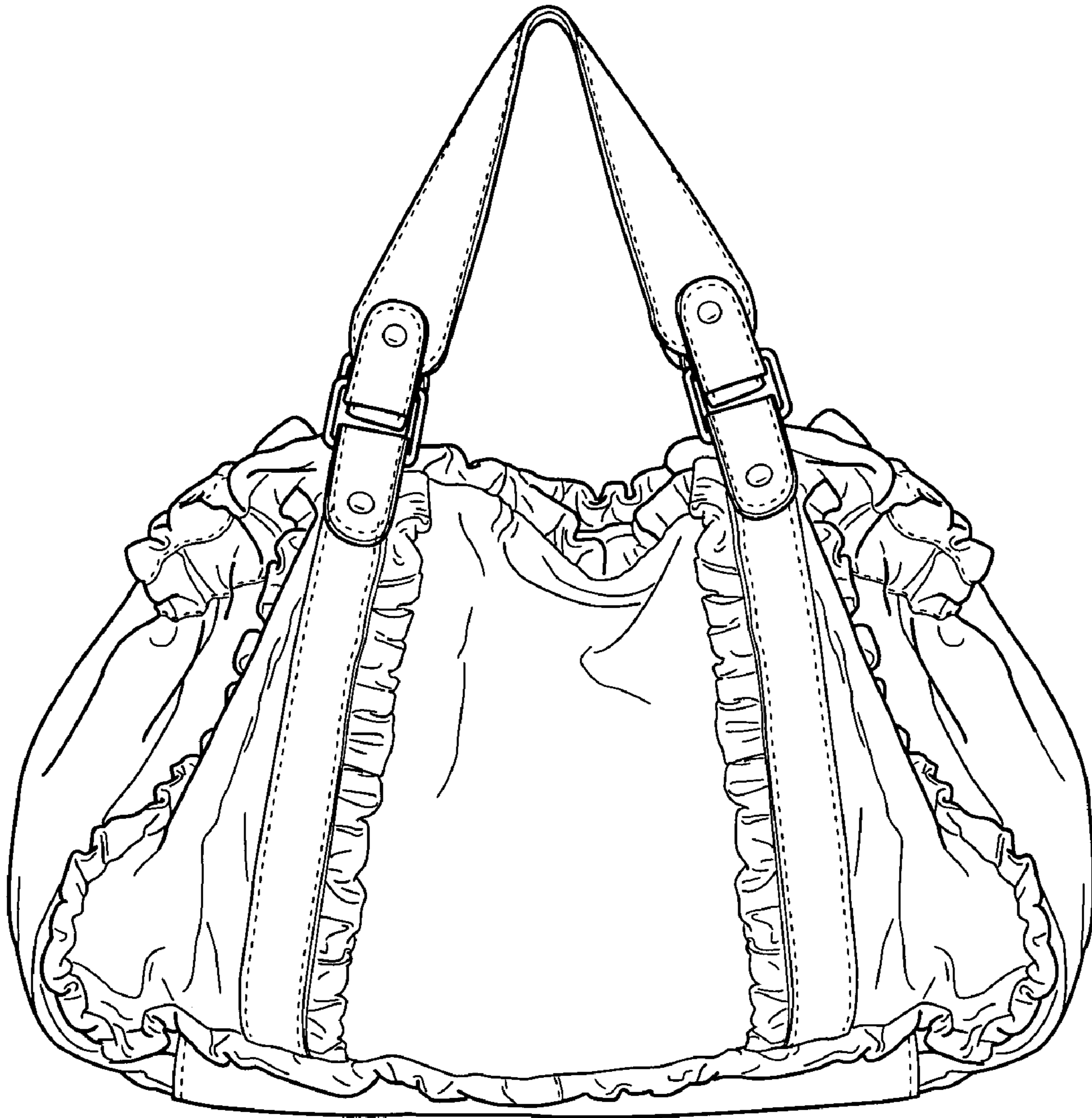


Fig. 3

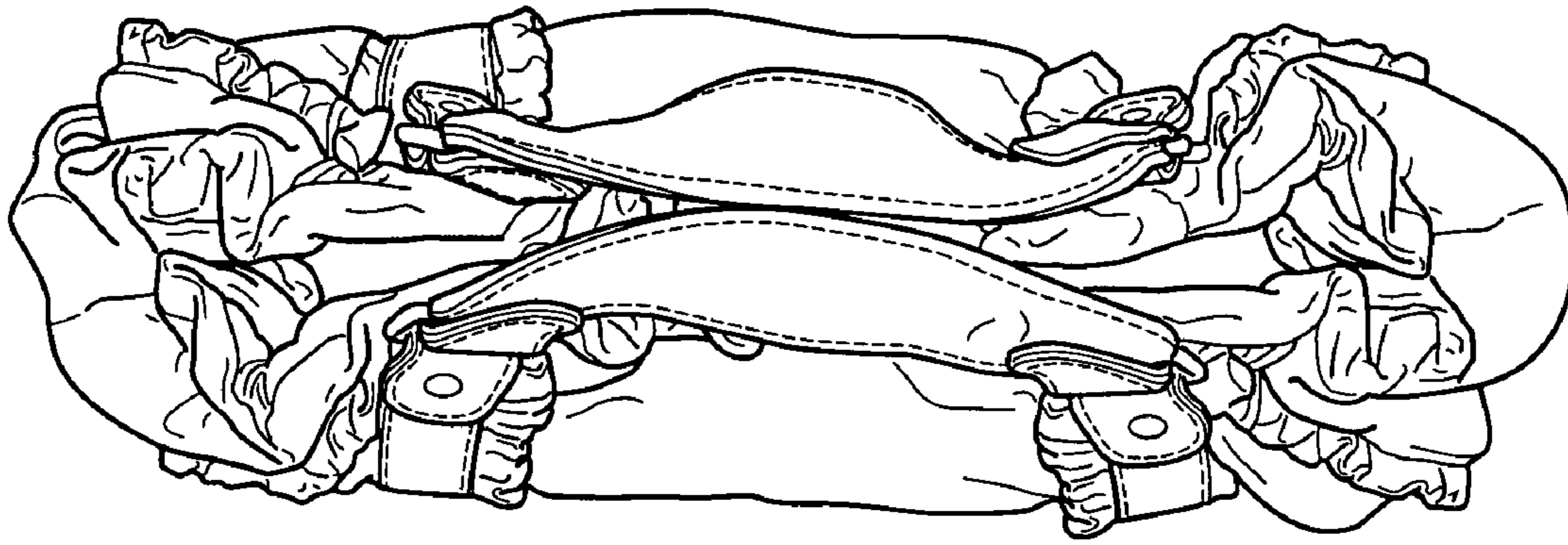


Fig. 4



Fig. 5



Fig. 6