



US00D560357S

(12) **United States Design Patent**
Gerbi

(10) **Patent No.:** **US D560,357 S**
(45) **Date of Patent:** **** Jan. 29, 2008**

(54) **HANDBAG**

(75) Inventor: **Valérie Gerbi**, Paris (FR)

(73) Assignee: **Danielle Gerbi**, Paris (FR)

(**) Term: **14 Years**

(21) Appl. No.: **29/286,006**

(22) Filed: **Apr. 18, 2007**

(51) **LOC (8) Cl.** **03-01**

(52) **U.S. Cl.** **D3/246**

(58) **Field of Classification Search** D3/231,
D3/234, 235, 237, 238, 239, 240, 241, 242,
D3/243, 244, 245, 246, 303, 318; 150/100,
150/107, 108, 110, 112, 113, 114, 118, 120;
190/100, 106, 108, 109, 110, 111, 112, 115,
190/118, 121, 122, 903; 383/6, 7, 8, 10,
383/12, 16, 30, 31, 38, 42, 66, 78, 84, 93,
383/97, 98, 117, 120, 907

See application file for complete search history.

(56) **References Cited**

U.S. PATENT DOCUMENTS

D525,425 S * 7/2006 Gerbi D3/246

D539,032 S * 3/2007 Guyon D3/243
D540,538 S * 4/2007 Gerbi D3/246
D543,026 S * 5/2007 Gonzalez D3/243
D545,059 S * 6/2007 Gerbi D3/246
D545,567 S * 7/2007 Gerbi D3/246

* cited by examiner

Primary Examiner—Gary D. Watson

Assistant Examiner—Monica A Weingart

(74) *Attorney, Agent, or Firm*—Abelman Frayne & Schwab

(57) **CLAIM**

The ornamental design for a handbag, as shown and described.

DESCRIPTION

FIG. 1 is a perspective view showing my new handbag design;

FIG. 2 is a side view thereof;

FIG. 3 is a side view of the opposite side thereof;

FIG. 4 is a top view thereof;

FIG. 5 is an end view thereof; and,

FIG. 6 is an end view of the opposite end thereof.

1 Claim, 6 Drawing Sheets





Fig. 1



Fig. 2



Fig. 3

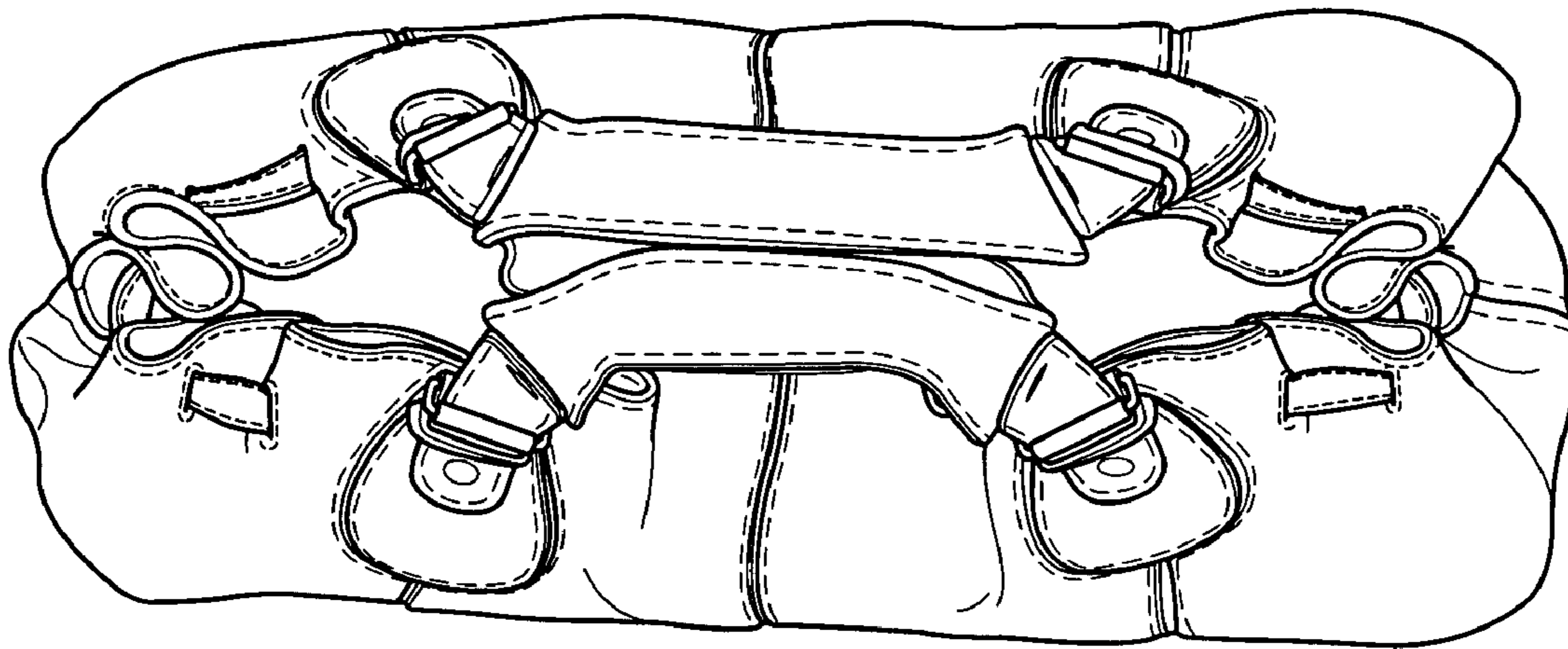


Fig. 4

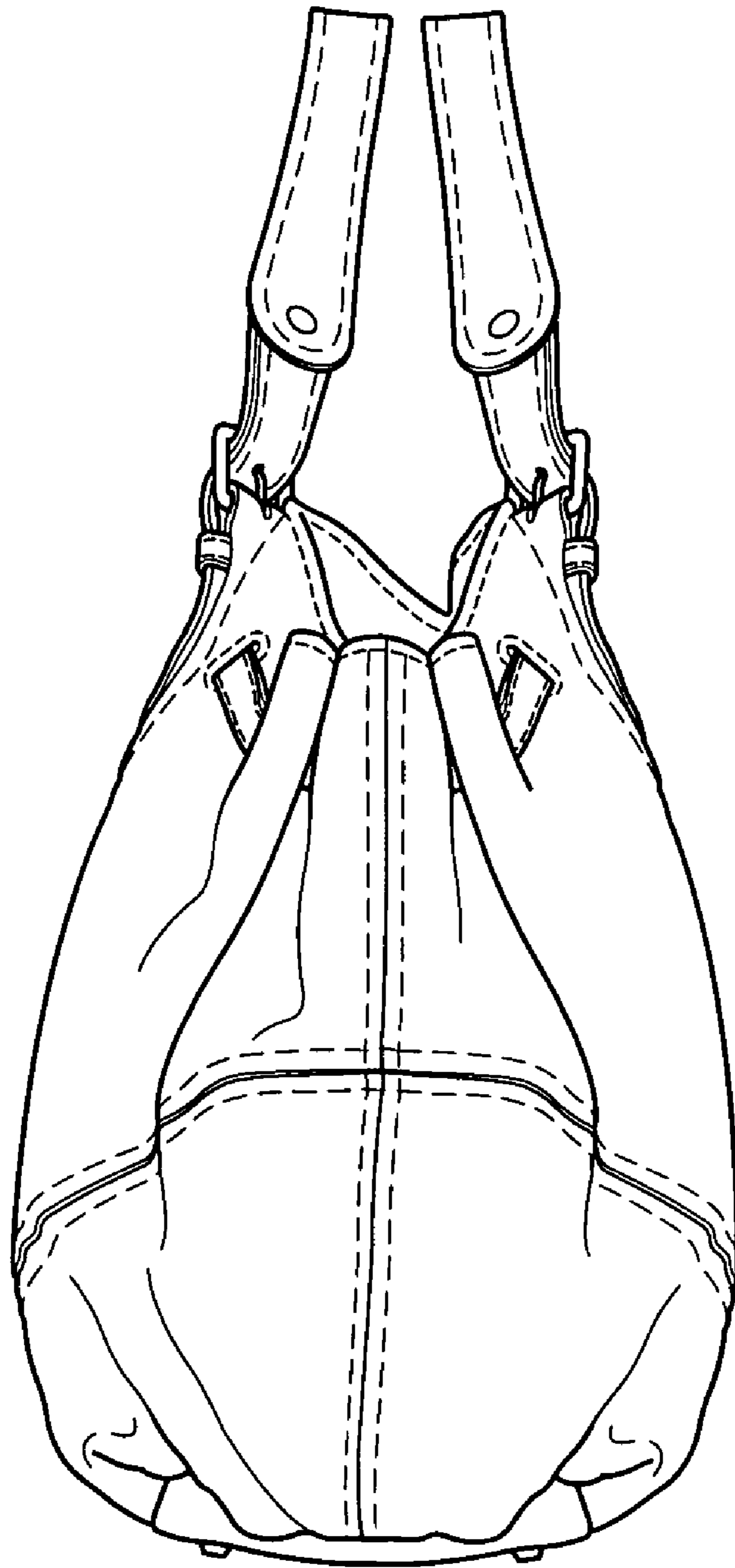


Fig. 5

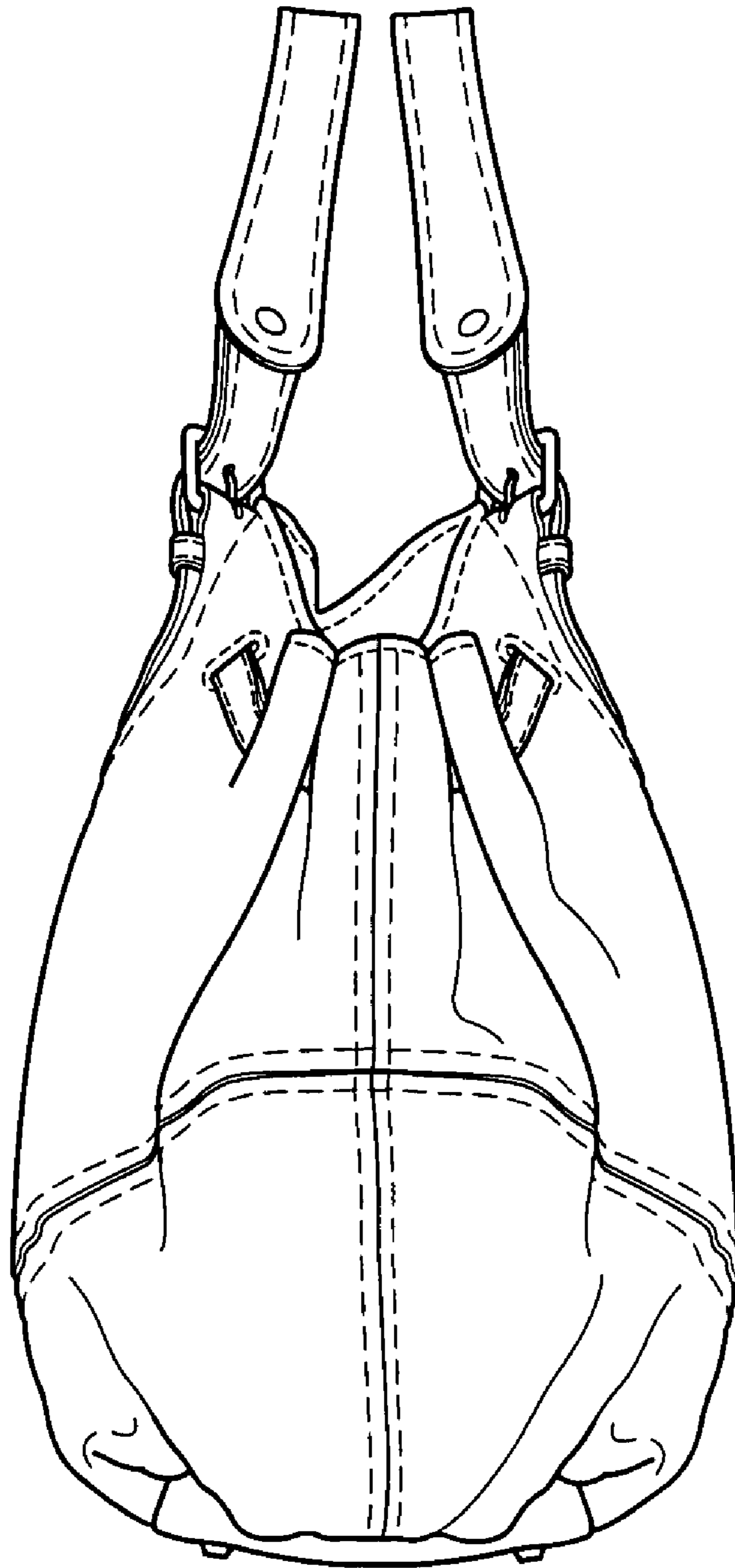


Fig. 6