



US00D560346S

(12) **United States Design Patent** (10) **Patent No.:** **US D560,346 S**
Belley et al. (45) **Date of Patent:** **** Jan. 29, 2008**

(54) **FOOTWEAR UPPER**
 (75) Inventors: **Manon Belley**, Laval (CA); **Julie St-Louis**, Montreal (CA); **Cristian Ardissono**, Venegazzù del Montello (IT)

D505,001 S 5/2005 Robbins et al.
 D506,600 S 6/2005 Robbins et al.
 D516,789 S 3/2006 Le et al.
 D528,746 S 9/2006 Belley et al.
 D534,340 S 1/2007 Belley et al.
 D534,715 S 1/2007 Belley et al.
 D535,090 S 1/2007 Belley et al.
 D535,464 S 1/2007 Belley et al.

(73) Assignee: **Wolverine World Wide, Inc.**, Rockford, MI (US)

(**) Term: **14 Years**
 (21) Appl. No.: **29/286,744**
 (22) Filed: **May 17, 2007**

(51) **LOC (8) Cl.** **02-99**
 (52) **U.S. Cl.** **D2/969; D2/917**
 (58) **Field of Classification Search** D2/969,
 D2/916, 917, 918, 919, 946, 972, 977; 36/3 A,
 36/8.1, 11.5, 45
 See application file for complete search history.

(56) **References Cited**

U.S. PATENT DOCUMENTS

D305,176 S	*	12/1989	Campbell	D2/916
5,205,071 A	*	4/1993	Hergenroeder	36/8.1
D417,947 S		12/1999	Lavertue et al.		
D451,663 S	*	12/2001	Haas	D2/969
D461,301 S		8/2002	Urie		
D461,949 S		8/2002	Urie et al.		
D465,642 S	*	11/2002	Petrovski	D2/916
D465,906 S	*	11/2002	Petrovski	D2/916
D479,038 S		9/2003	Belley et al.		
D481,857 S		11/2003	Robbins		
D481,861 S		11/2003	Robbins		
D486,628 S		2/2004	Le et al.		
D504,010 S		4/2005	Le et al.		
D504,211 S		4/2005	Matis		
D504,213 S		4/2005	Matis		
D504,556 S		5/2005	Robbins et al.		
D504,557 S		5/2005	Bandini et al.		
D504,558 S		5/2005	Le et al.		

OTHER PUBLICATIONS

Columbia Altamont Thong Sandal (date unknown).

* cited by examiner

Primary Examiner—Stella M. Reid
Assistant Examiner—Rashida C. McCoy
 (74) *Attorney, Agent, or Firm*—Warner Norcross & Judd LLP

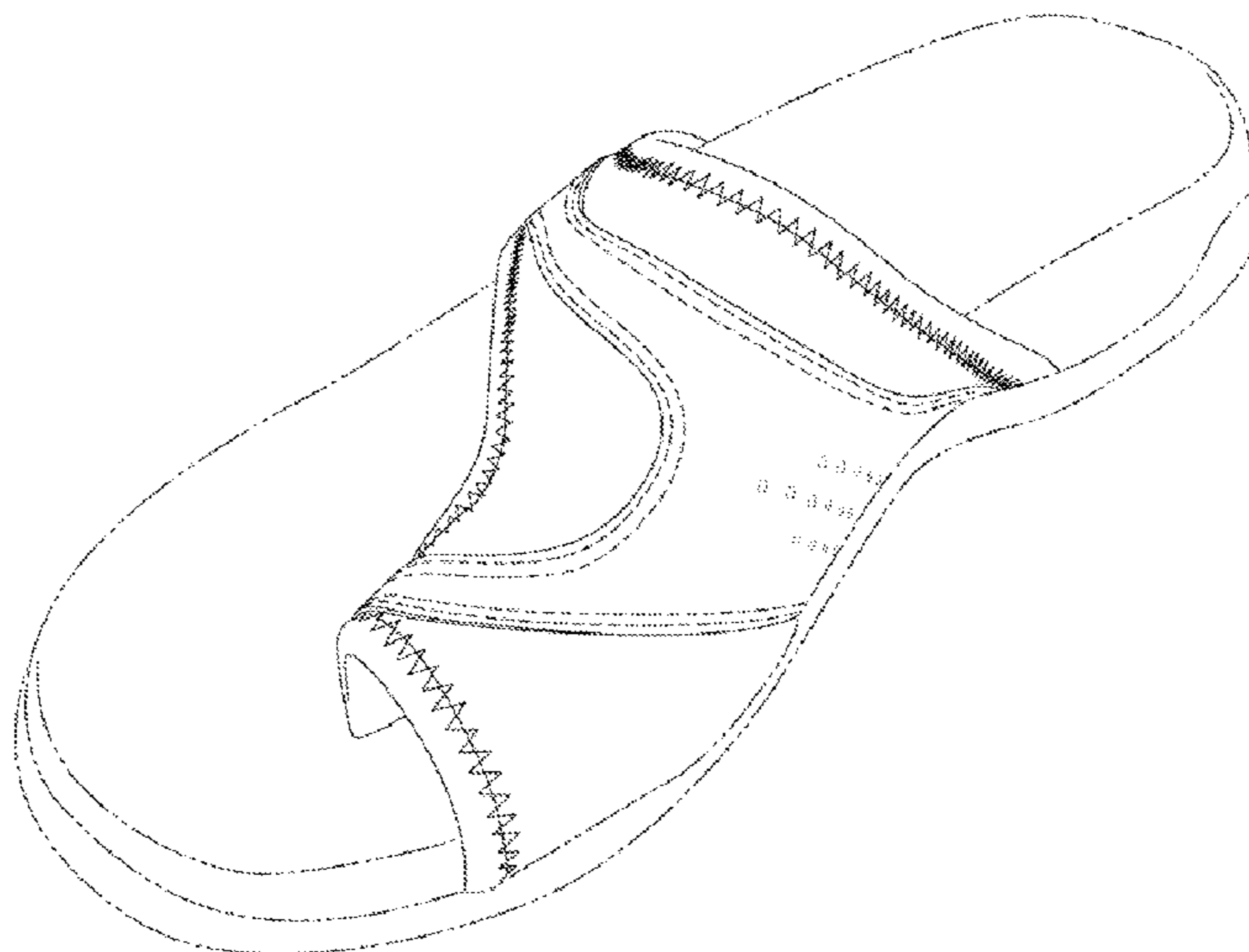
(57) **CLAIM**

The ornamental design for footwear upper, as shown and described.

DESCRIPTION

FIG. 1 is a perspective view of the footwear upper embodying the new design;
 FIG. 2 is an enlarged top plan view thereof;
 FIG. 3 is a reduced right view thereof;
 FIG. 4 is a reduced left view thereof;
 FIG. 5 is a front view thereof; and,
 FIG. 6 is a rear view thereof.
 FIGS. 1–6 show features of an article of footwear in phantom lines. These features are shown for environmental purposes and do not form any part of the claimed design. Further, the phantom lines immediately adjacent the solid-line portions of the design form the boundary of the design, with the phantom lines forming no part of the claimed design.

1 Claim, 4 Drawing Sheets



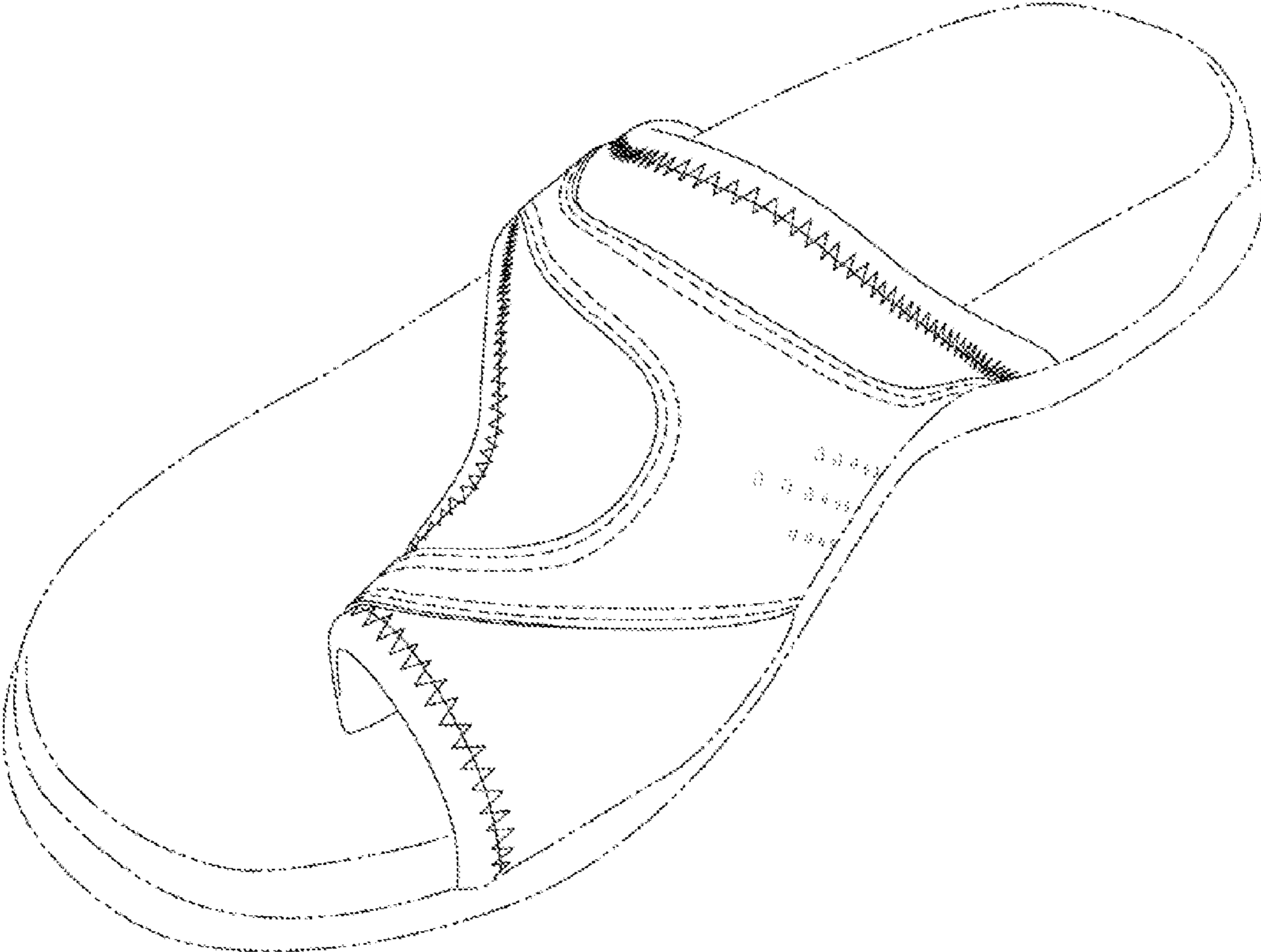


Fig. 1

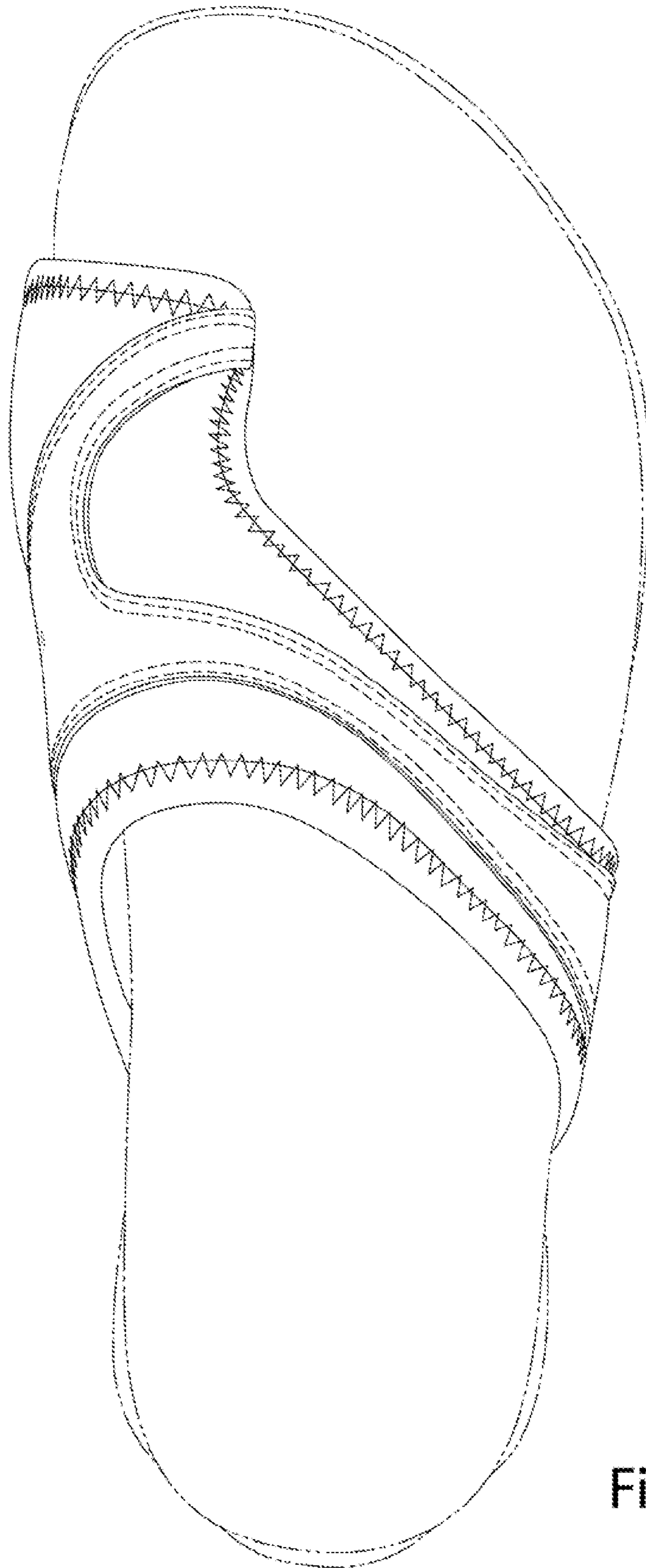


Fig. 2

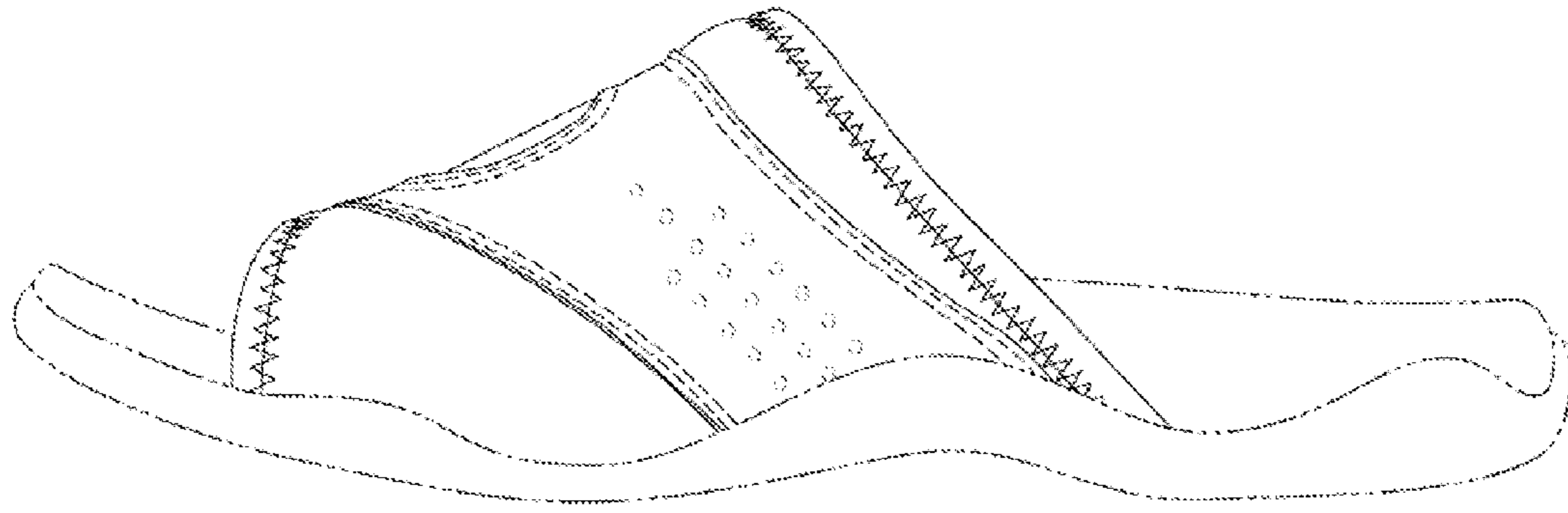


Fig. 3

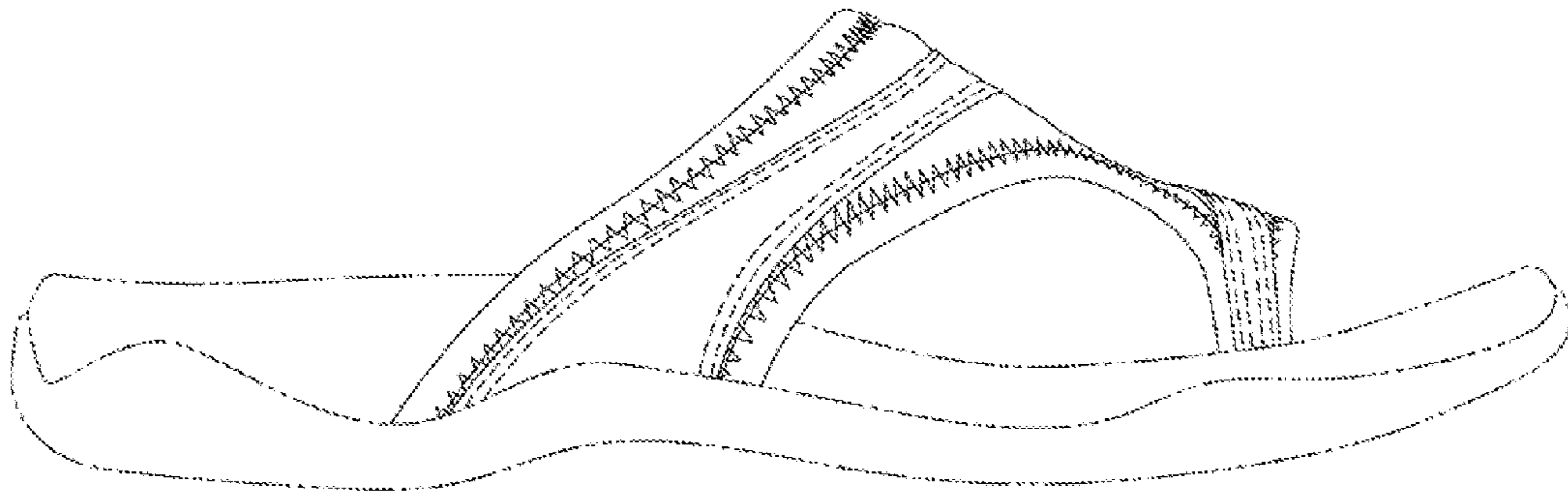


Fig. 4

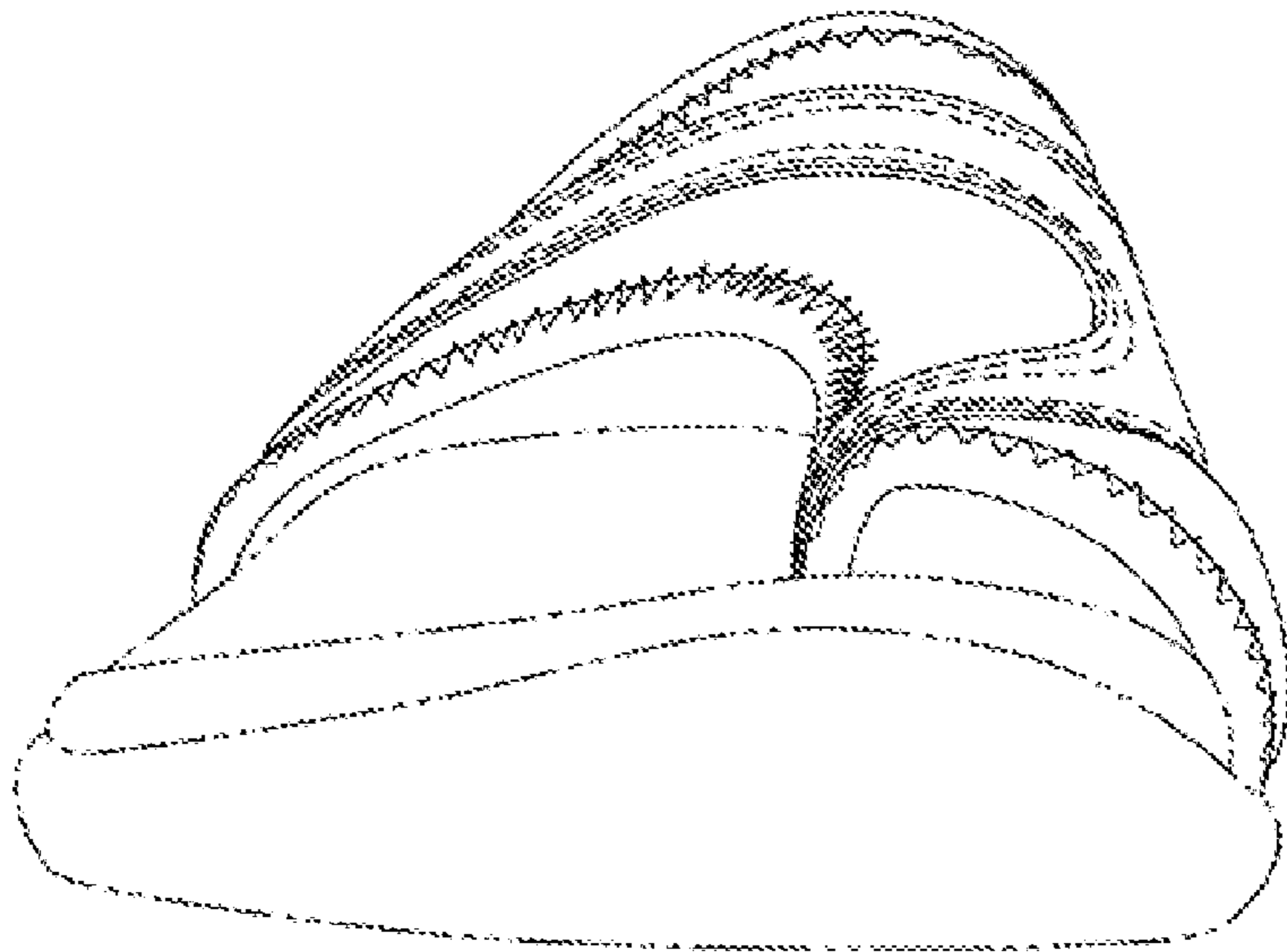


Fig. 5

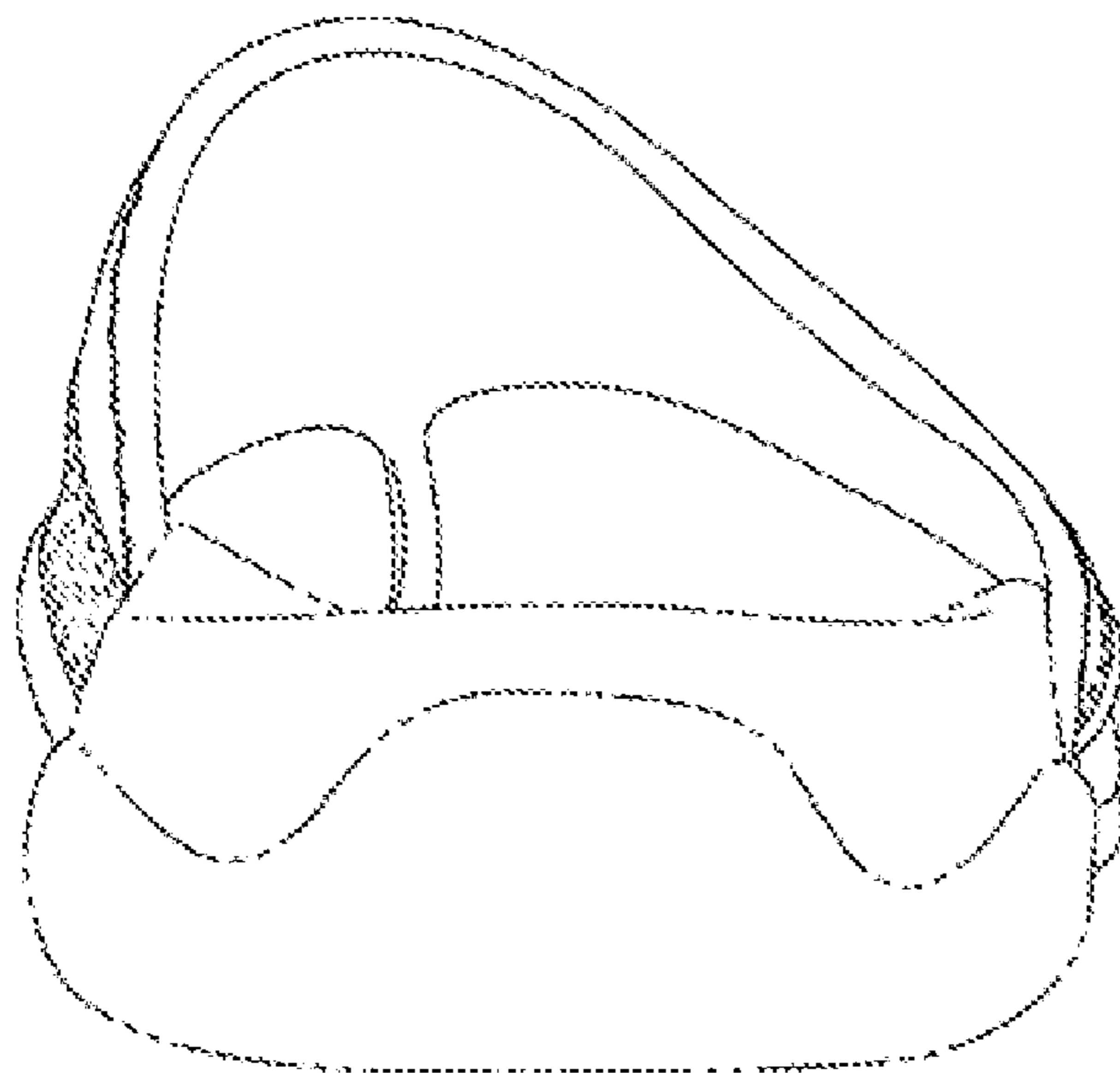


Fig. 6