



US00D560344S

(12) **United States Design Patent**  
**Belley et al.**

(10) **Patent No.:** **US D560,344 S**  
(45) **Date of Patent:** **\*\* Jan. 29, 2008**

(54) **FOOTWEAR UPPER**

(75) Inventors: **Manon Belley**, Laval (CA); **Julie St-Louis**, Montreal (CA); **Cristian Ardissono**, Venegazzù del Montello (IT)

(73) Assignee: **Wolverine World Wide, Inc.**, Rockford, MI (US)

(\*\*) Term: **14 Years**

(21) Appl. No.: **29/286,709**

(22) Filed: **May 17, 2007**

(51) **LOC (8) Cl.** ..... **02-99**

(52) **U.S. Cl.** ..... **D2/969; D2/916**

(58) **Field of Classification Search** ..... D2/969,  
D2/916, 917, 918, 919, 943, 946, 972, 977;  
36/3 A, 8.1, 11.5, 45

See application file for complete search history.

(56) **References Cited**

U.S. PATENT DOCUMENTS

D142,506 S	*	10/1945	Wolock	.....	D2/916
2,590,648 A	*	3/1952	Pitz	.....	36/11.5
D360,973 S	*	8/1995	Bailey	.....	D2/969
D417,947 S		12/1999	Lavertue et al.		
D435,335 S	*	12/2000	Dean	.....	D2/969
D461,042 S	*	8/2002	Urie et al.	.....	D2/969
D461,301 S		8/2002	Urie		
D461,949 S		8/2002	Urie et al.		
D479,038 S		9/2003	Belley et al.		
D481,857 S		11/2003	Robbins		
D481,861 S		11/2003	Robbins		
D486,628 S		2/2004	Le et al.		
D504,010 S		4/2005	Le et al.		
D504,211 S		4/2005	Matis		
D504,213 S		4/2005	Matis		
D504,556 S		5/2005	Robbins et al.		

D504,557 S	5/2005	Bandini et al.
D504,558 S	5/2005	Le et al.
D505,001 S	5/2005	Robbins et al.
D506,600 S	6/2005	Robbins et al.
D516,789 S	3/2006	Le et al.
D528,746 S	9/2006	Belley et al.
D534,340 S	1/2007	Belley et al.
D534,715 S	1/2007	Belley et al.
D535,090 S	1/2007	Belley et al.
D535,464 S	1/2007	Belley et al.

\* cited by examiner

*Primary Examiner*—Stella M. Reid

*Assistant Examiner*—Rashida C. McCoy

(74) *Attorney, Agent, or Firm*—Warner Norcross & Judd LLP

(57) **CLAIM**

The ornamental design for footwear upper, as shown and described.

**DESCRIPTION**

FIG. 1 is a perspective view of the footwear upper embodying the new design;

FIG. 2 is an enlarged top plan view thereof;

FIG. 3 is a reduced left side view thereof;


FIG. 4 is a reduced right side view thereof;

FIG. 5 is an enlarged front view thereof; and,

FIG. 6 is an enlarged back view thereof.

FIGS. 1–6 show features of an article of footwear in phantom lines. These features are shown for environmental purposes and do not form any part of the claimed design. Further, the phantom lines immediately adjacent the solid-line portions of the design form the boundary of the design with the phantom lines forming no part of the claimed design.

**1 Claim, 4 Drawing Sheets**






Fig. 1

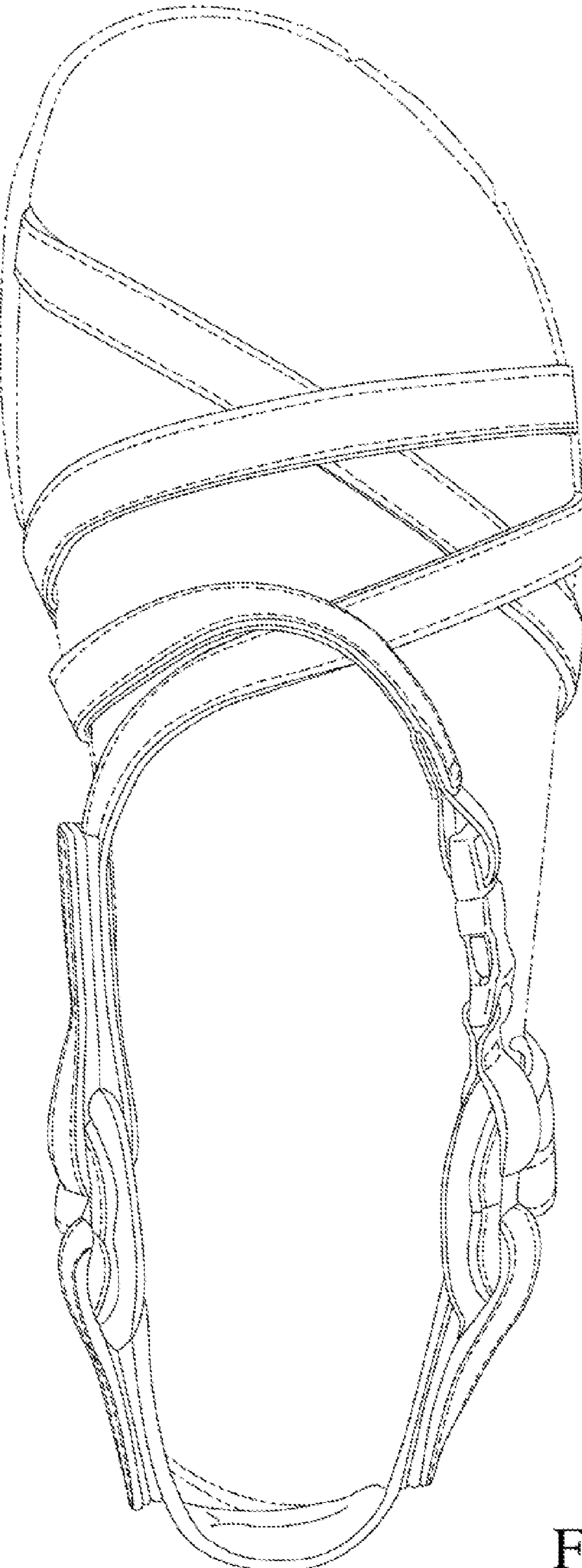


Fig.2

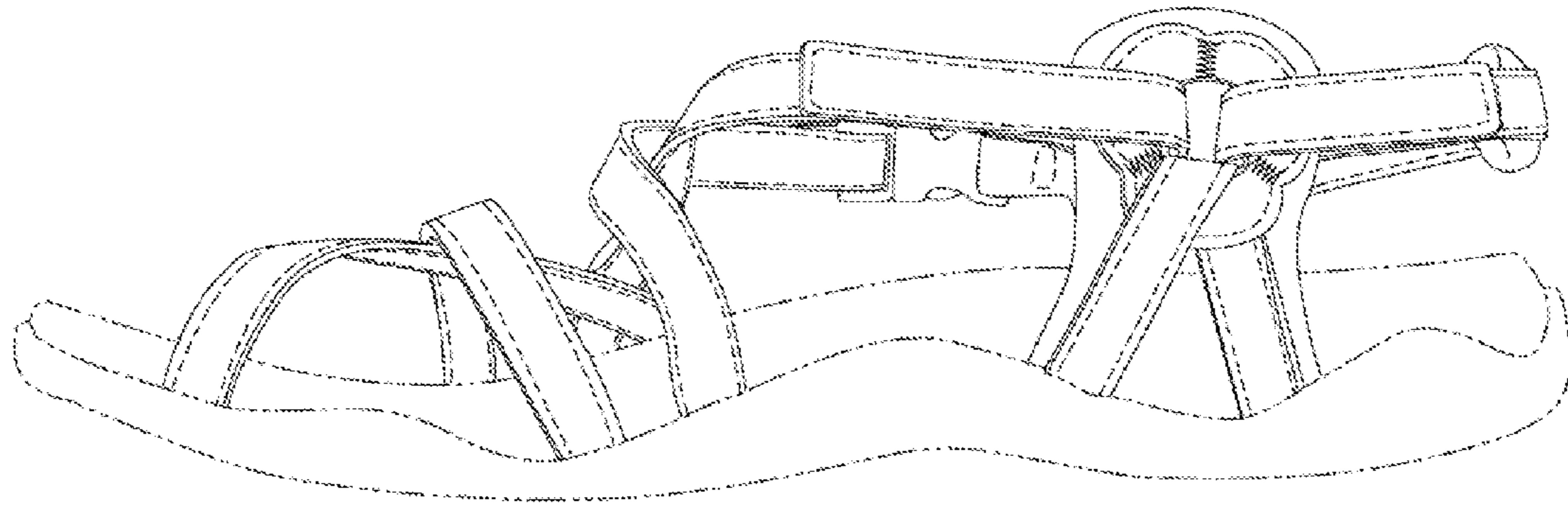


Fig.3

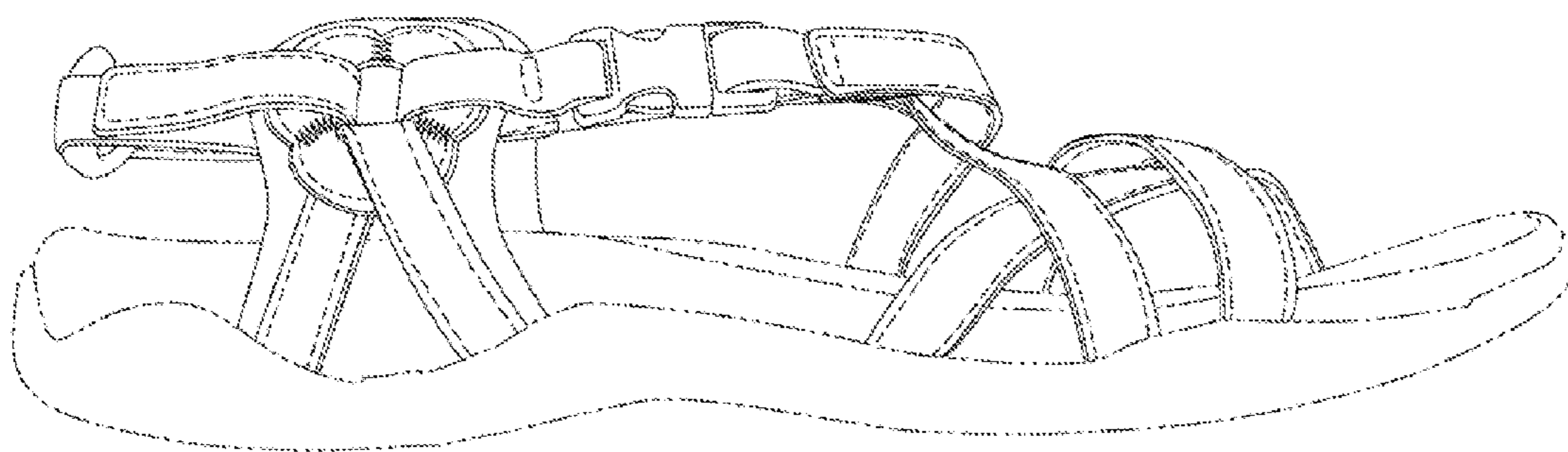


Fig.4

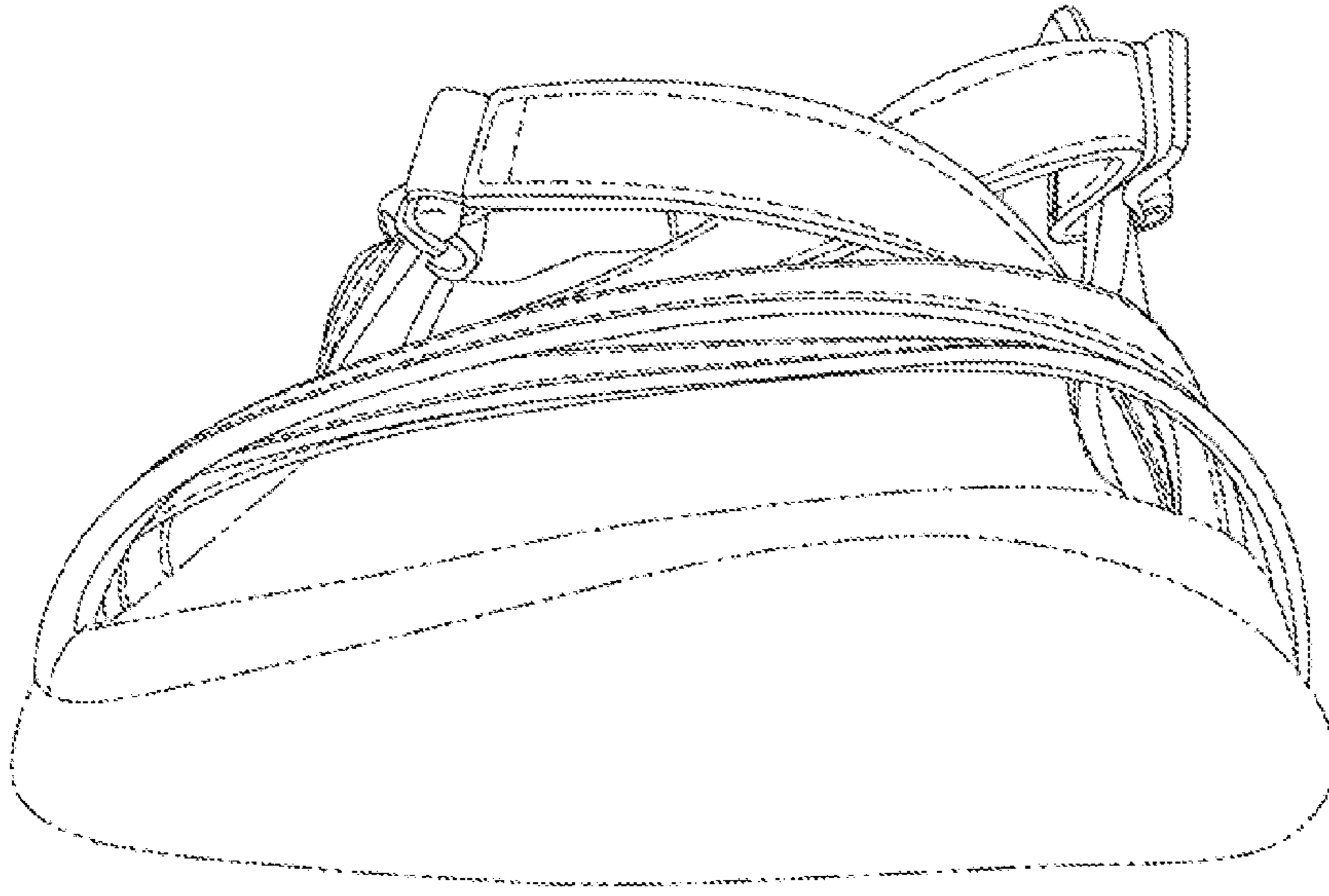


Fig.5

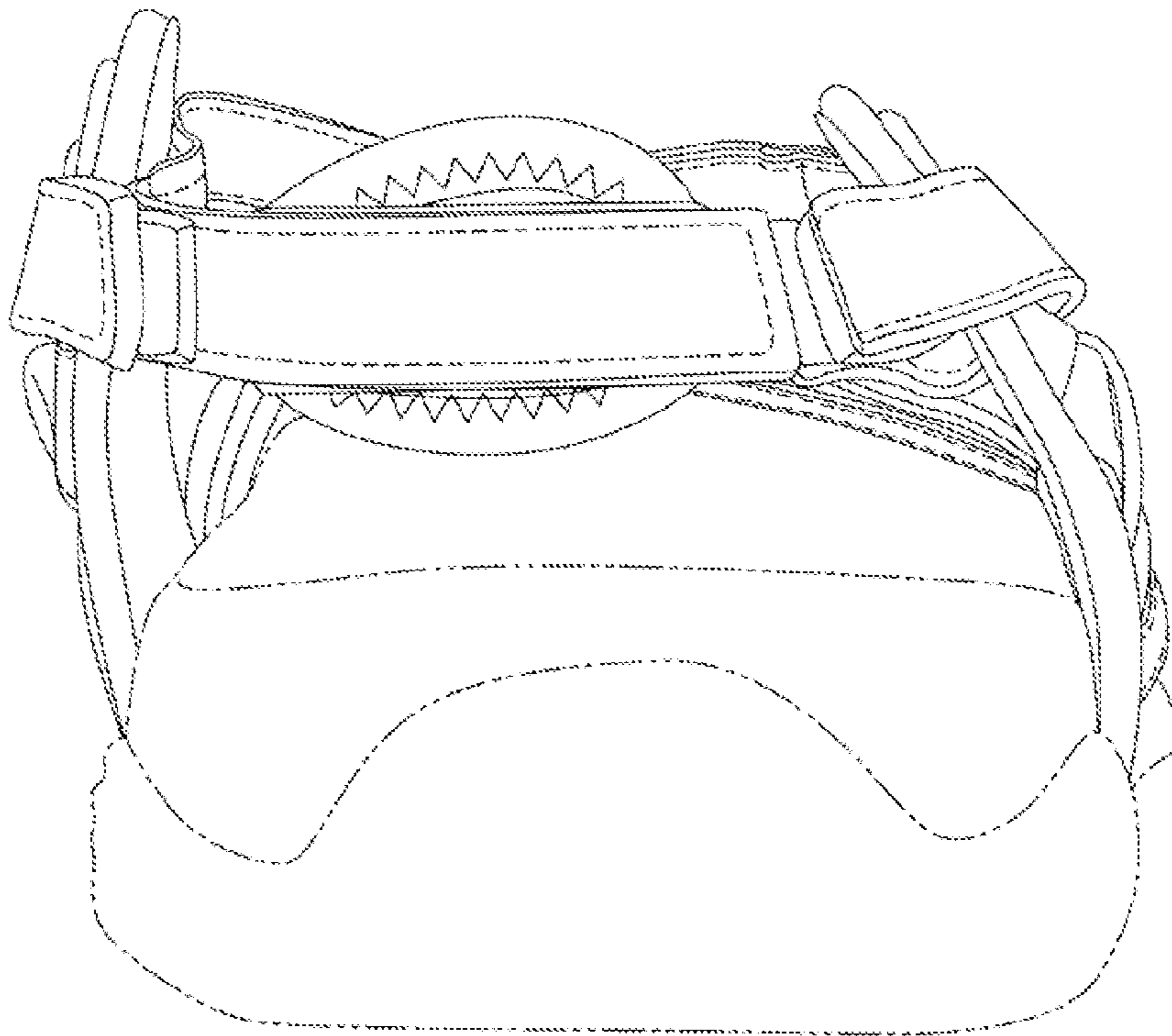


Fig.6