



US00D560343S

(12) **United States Design Patent**
Mochen

(10) **Patent No.:** **US D560,343 S**

(45) **Date of Patent:** **** Jan. 29, 2008**

(54) **GOLF SHOE UPPER**

(75) Inventor: **Richard A. Mochen**, Milton, MA (US)

(73) Assignee: **Acushnet Company**, Fairhaven, MA (US)

(**) Term: **14 Years**

(21) Appl. No.: **29/273,992**

(22) Filed: **Mar. 19, 2007**

(51) **LOC (8) Cl.** **02-99**

(52) **U.S. Cl.** **D2/969**

(58) **Field of Classification Search** D2/902,
D2/906-908, 943-945, 969, 972-974; 36/45,
36/50.1, 77 M, 77 R, 83, 88, 113, 114, 126-129
See application file for complete search history.

(56) **References Cited**

U.S. PATENT DOCUMENTS

D130,849 S *	12/1941	Pick	D2/945
D173,699 S *	12/1954	Hosker	D2/907
D295,686 S *	5/1988	Selbiger et al.	D2/969
D298,083 S *	10/1988	Tong	D2/969
D299,885 S *	2/1989	Brown	D2/973
D305,476 S *	1/1990	Yung-Mao	D2/969
D441,179 S *	5/2001	Erickson et al.	D2/969
D441,519 S *	5/2001	Erickson et al.	D2/969
D441,520 S *	5/2001	Lane et al.	D2/969
D449,434 S *	10/2001	Erickson et al.	D2/969
D475,519 S *	6/2003	Morris	D2/972
D478,414 S *	8/2003	Robinson et al.	D2/969
D511,882 S *	11/2005	Robinson et al.	D2/969
D512,556 S *	12/2005	Lane et al.	D2/969
D512,822 S *	12/2005	Robinson et al.	D2/969
D512,823 S *	12/2005	Robinson et al.	D2/969
D512,824 S *	12/2005	Lane et al.	D2/969
D513,663 S *	1/2006	Lane et al.	D2/969
D513,844 S *	1/2006	Robinson et al.	D2/969
D514,292 S *	2/2006	Robinson et al.	D2/969
D514,293 S *	2/2006	Feeney	D2/969
D514,296 S *	2/2006	Erickson et al.	D2/969
D524,016 S *	7/2006	Robinson et al.	D2/902
D525,768 S *	8/2006	Robinson et al.	D2/906

D527,885 S *	9/2006	Young	D2/972
D528,283 S *	9/2006	Holmes	D2/972
D530,903 S *	10/2006	Wilken	D2/972
D532,592 S *	11/2006	Chang	D2/972
D533,706 S *	12/2006	Lane et al.	D2/906
D539,519 S *	4/2007	Mochen	D2/969
D539,520 S *	4/2007	Mochen	D2/972
D540,020 S *	4/2007	Lane, III	D2/969
D541,025 S *	4/2007	Mochen	D2/969
D541,514 S *	5/2007	Lane, III	D2/969
D541,516 S *	5/2007	Lane, III	D2/969
D545,552 S *	7/2007	Petrie	D2/972
D551,842 S *	10/2007	Kuerbis et al.	D2/972
D551,843 S *	10/2007	Fullum	D2/972
D551,844 S *	10/2007	Hlavacs	D2/972

OTHER PUBLICATIONS

2006/2007 FootJoy catalog.

* cited by examiner

Primary Examiner—Dominic Simone

(74) *Attorney, Agent, or Firm*—D. Michael Burns

(57) **CLAIM**

The ornamental design for a golf shoe upper, as shown and described.

DESCRIPTION

FIG. 1 is a perspective view of a golf shoe upper showing my new design;

FIG. 2 is a front elevational view thereof;

FIG. 3 is a rear elevational view thereof;

FIG. 4 is a left side elevational view thereof;

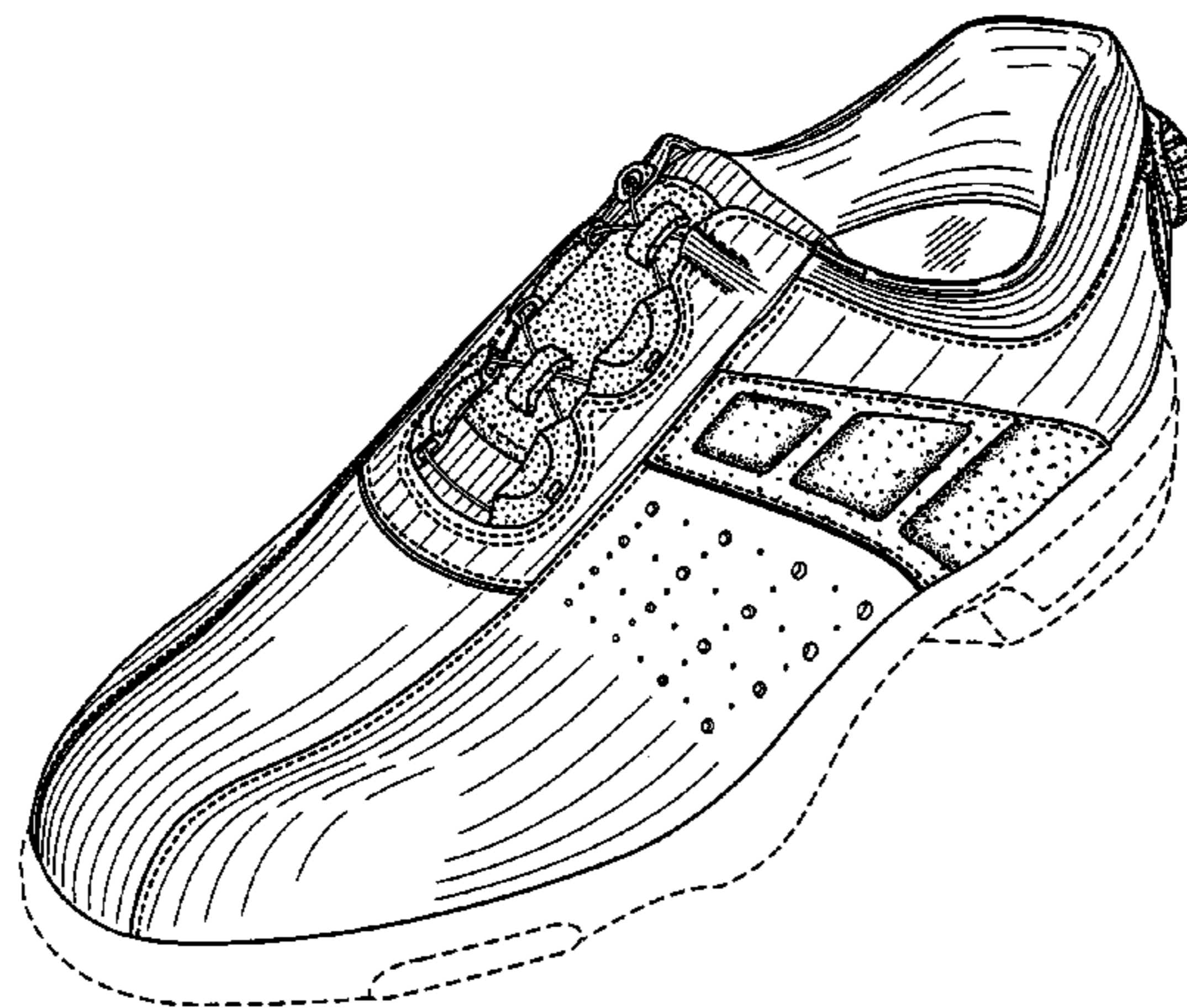
FIG. 5 is a bottom plan view thereof;

FIG. 6 is a top plan view thereof; and,

FIG. 7 is a right side elevational view thereof.

The broken lines showing a shoe outsole, including cleats, in FIGS. 1-7 is for illustrative purposes only and represent the portions of the design that form no part of the claim.

1 Claim, 3 Drawing Sheets



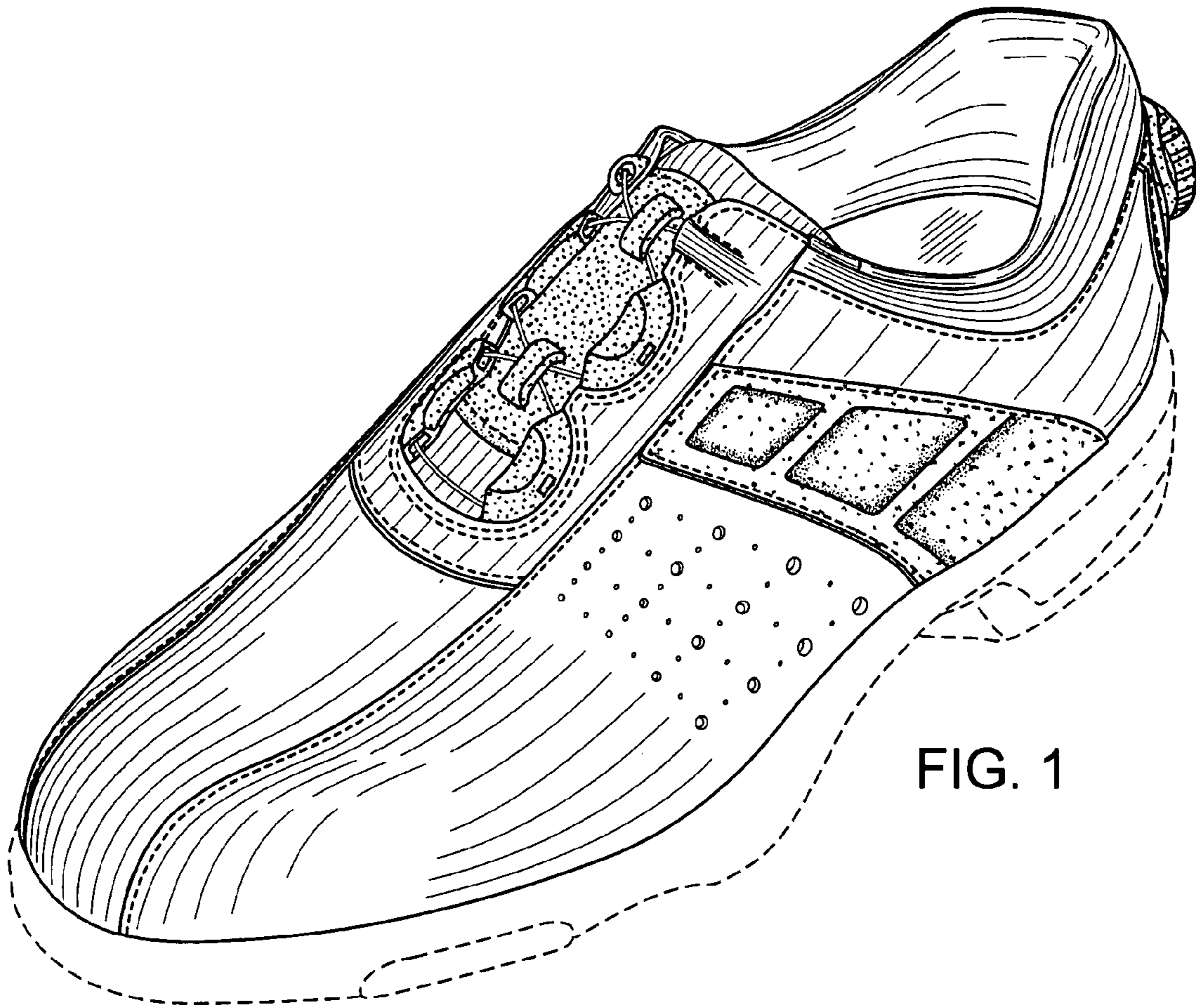


FIG. 1

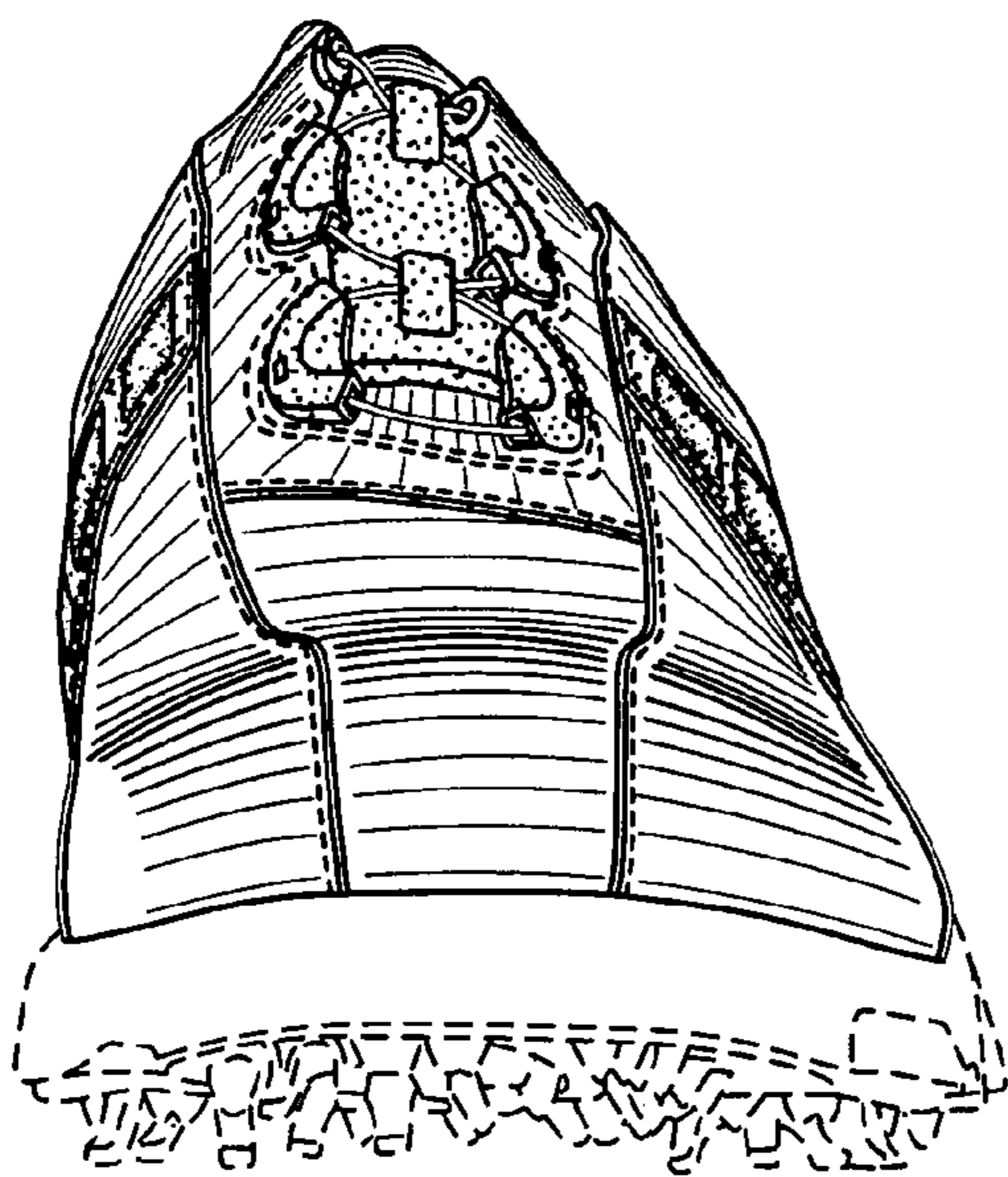


FIG. 2

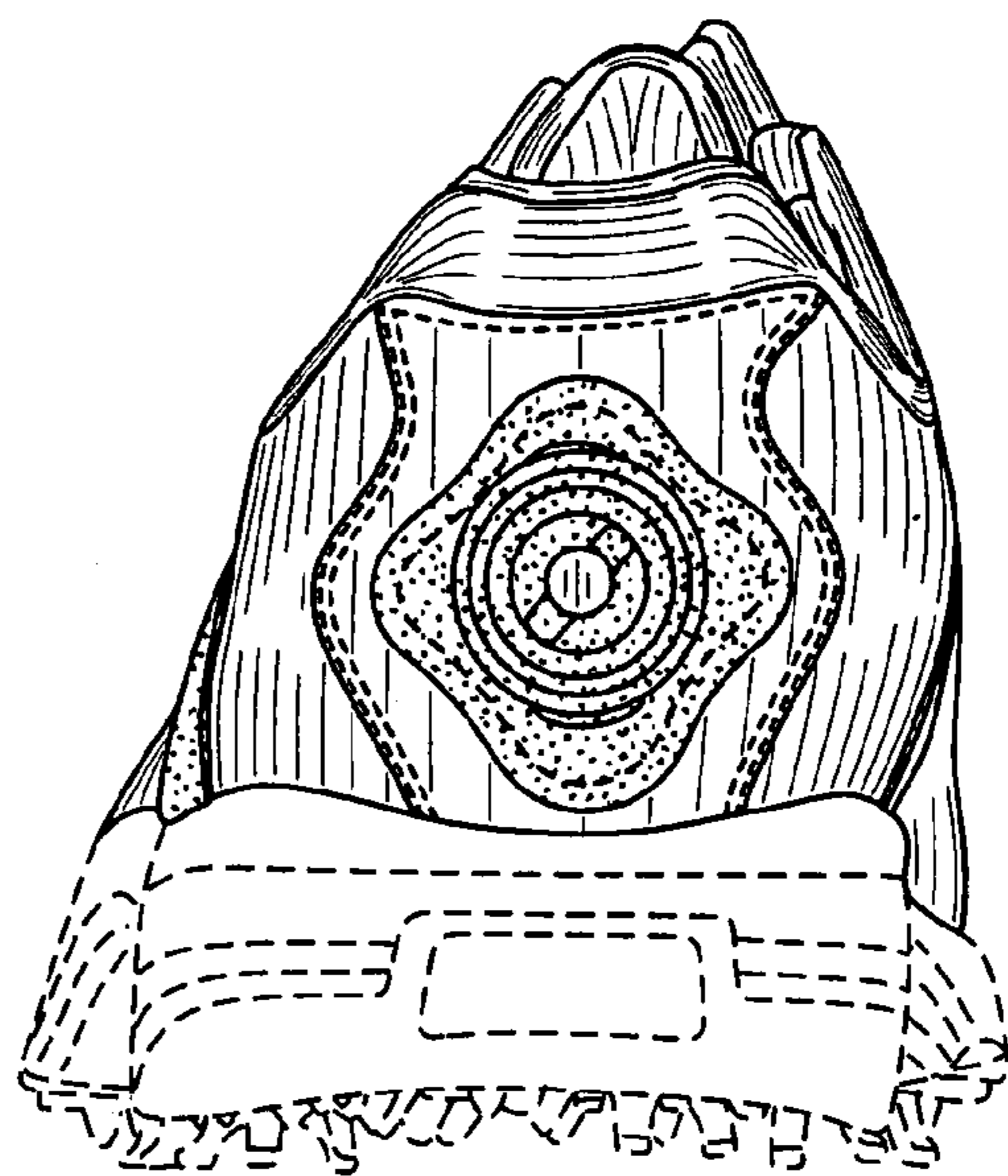


FIG. 3

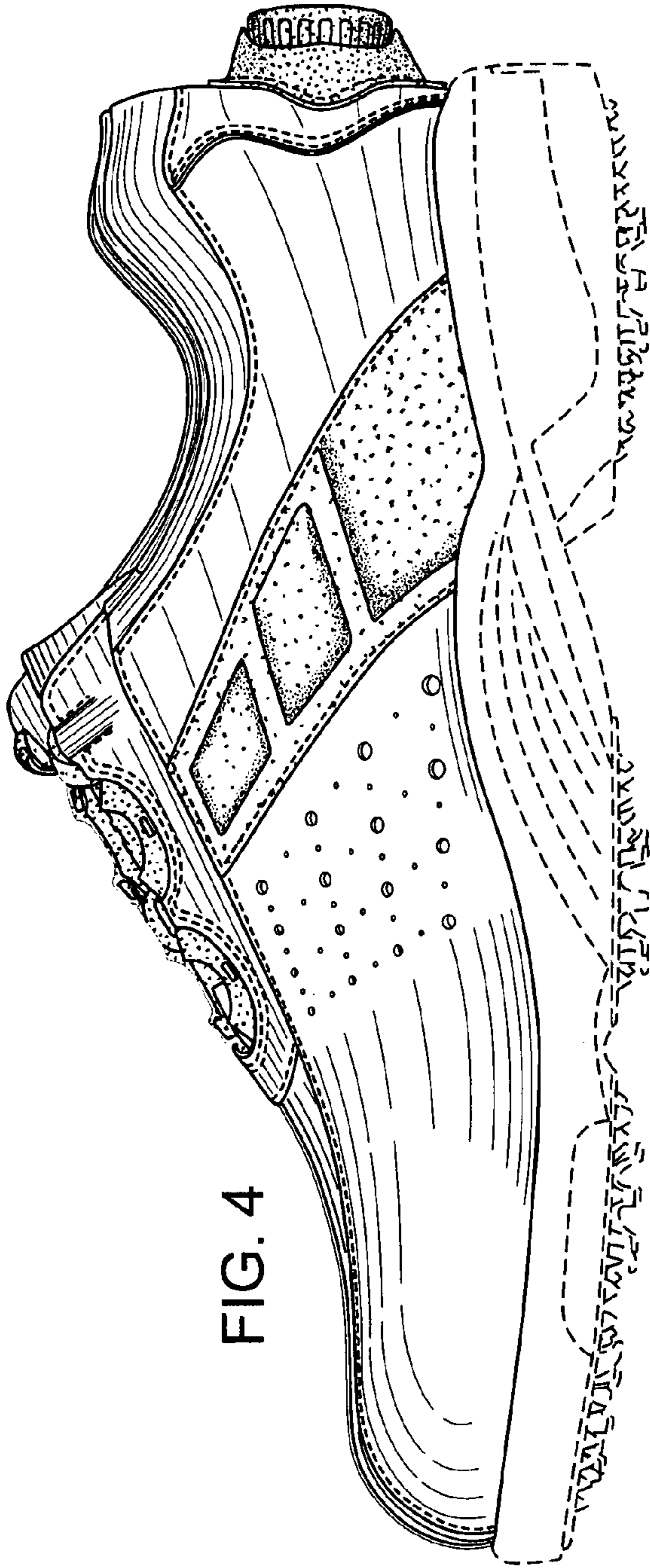


FIG. 4

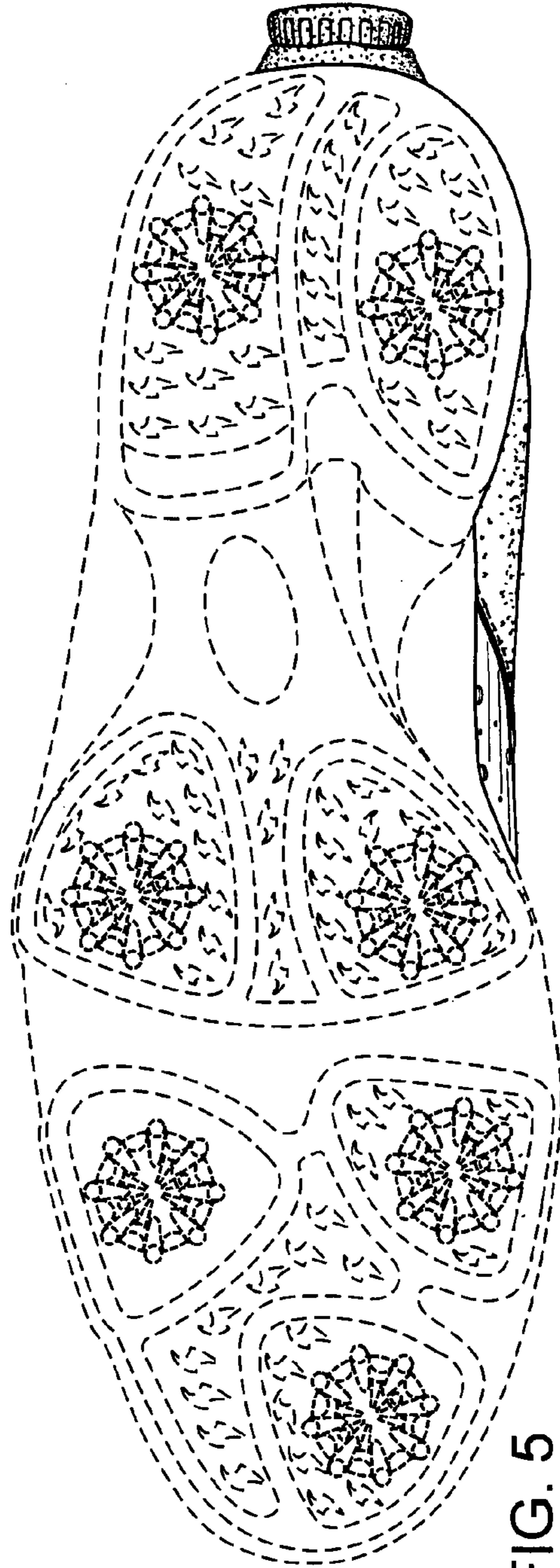


FIG. 5

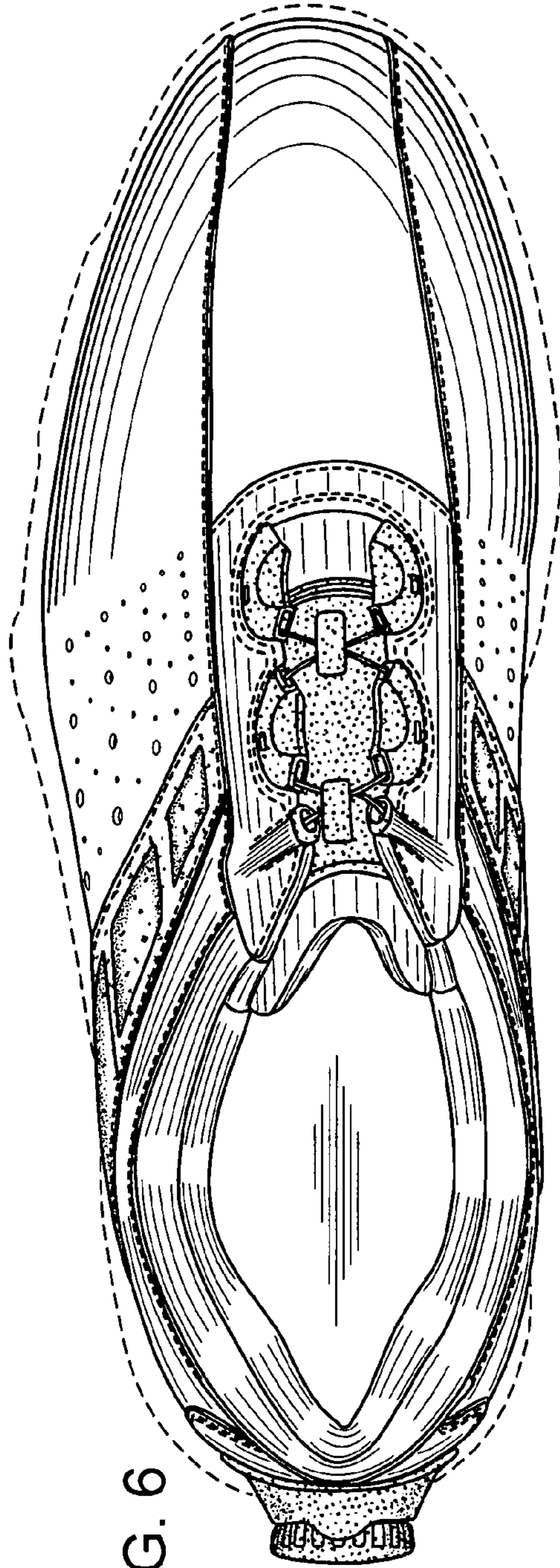


FIG. 6

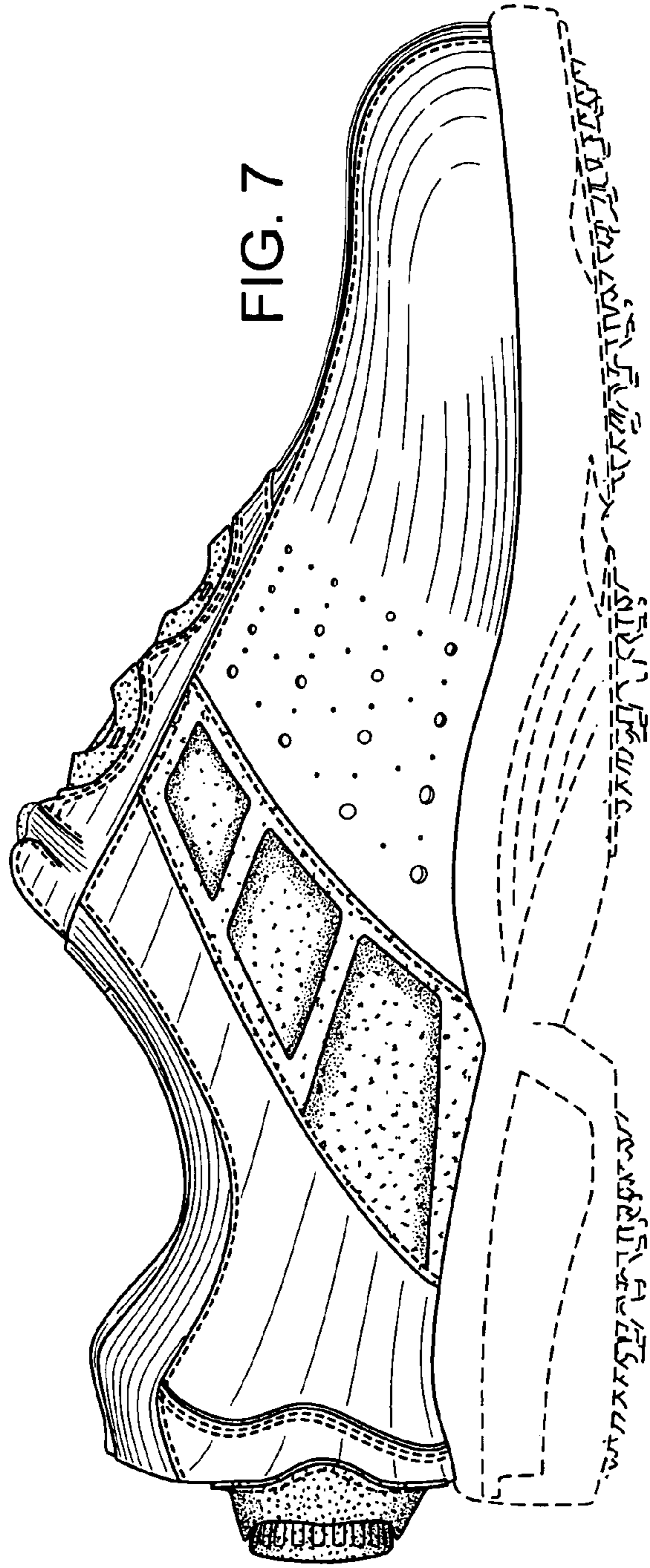


FIG. 7