



US00D560337S

(12) **United States Design Patent**
Hulbert

(10) **Patent No.:** **US D560,337 S**
(45) **Date of Patent:** **** Jan. 29, 2008**

(54) **FOOTWEAR**

(75) Inventor: **Emily Hulbert**, Bucks (GB)
(73) Assignee: **Lacoste Alligator S.A.**, Geneva (CH)
(**) Term: **14 Years**
(21) Appl. No.: **29/265,509**
(22) Filed: **Sep. 1, 2006**

(30) **Foreign Application Priority Data**

Mar. 3, 2006 (EM) 000488895

(51) **LOC (8) Cl.** **02-99**
(52) **U.S. Cl.** **D2/969**
(58) **Field of Classification Search** D2/896,
D2/900, 902, 903, 905, 907, 908, 916, 919-921,
D2/923-925, 943, 944, 969, 972-974, 977;
36/8.1, 9 R, 10, 45, 50.1, 77 M, 77 R, 78,
36/83, 88, 112-114, 126-131
See application file for complete search history.

(56) **References Cited**

U.S. PATENT DOCUMENTS

D178,551 S * 8/1956 Sherman D2/900
3,589,038 A * 6/1971 Sailer 36/50.1
D273,628 S * 5/1984 Huberman et al. D2/907
D411,760 S * 7/1999 Marvin et al. D2/969
D460,609 S * 7/2002 Belley D2/971
D490,221 S * 5/2004 Edauw D2/908
D499,868 S * 12/2004 Belley et al. D2/969
D499,869 S * 12/2004 Belley et al. D2/969
D500,191 S * 12/2004 Belley et al. D2/969
D500,403 S * 1/2005 Belley et al. D2/969
D502,798 S * 3/2005 Belley et al. D2/969
D513,836 S * 1/2006 Magro et al. D2/896
D514,295 S * 2/2006 Belley et al. D2/969

D517,294 S * 3/2006 Belley et al. D2/969
D532,962 S * 12/2006 Teteriatnikov D2/971
D538,520 S * 3/2007 Belley et al. D2/969
D539,020 S * 3/2007 Belley et al. D2/969
D539,021 S * 3/2007 Belley et al. D2/969
D544,681 S * 6/2007 Clark D2/969
D546,534 S * 7/2007 Belley et al. D2/969
D547,536 S * 7/2007 Hulbert D2/969
D547,935 S * 8/2007 Clark D2/969
D548,940 S * 8/2007 Hulbert D2/969

* cited by examiner

Primary Examiner—Dominic Simone

(74) *Attorney, Agent, or Firm*—Fross Zelnick Lehrman & Zissu, P.C.; Charles T. J. Weigell, Esq.

(57) **CLAIM**

The ornamental design for footwear, as shown and described.

DESCRIPTION

FIG. 1 is a front perspective view of a shoe showing my new footwear design;

FIG. 2 is a front view of the footwear shown in FIG. 1;

FIG. 3 is a left side view of the footwear shown in FIG. 1;

FIG. 4 is a right side view of the footwear shown in FIG. 1;

FIG. 5 is a rear view of the footwear shown in FIG. 1;

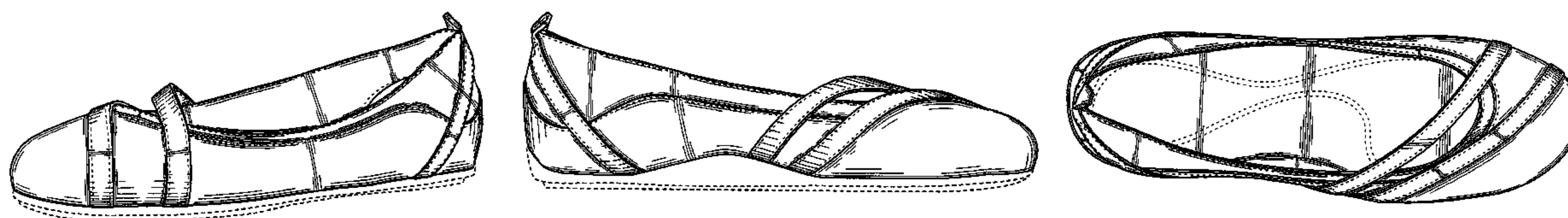
FIG. 6 is a top view of the footwear shown in FIG. 1; and,

FIG. 7 is a bottom view of the footwear shown in FIG. 1.

The broken line showing of the sole is for illustrative purposes only and forms no part of the claimed design.

The dotted lines other than those representing the sole are understood to represent stitching.

1 Claim, 7 Drawing Sheets



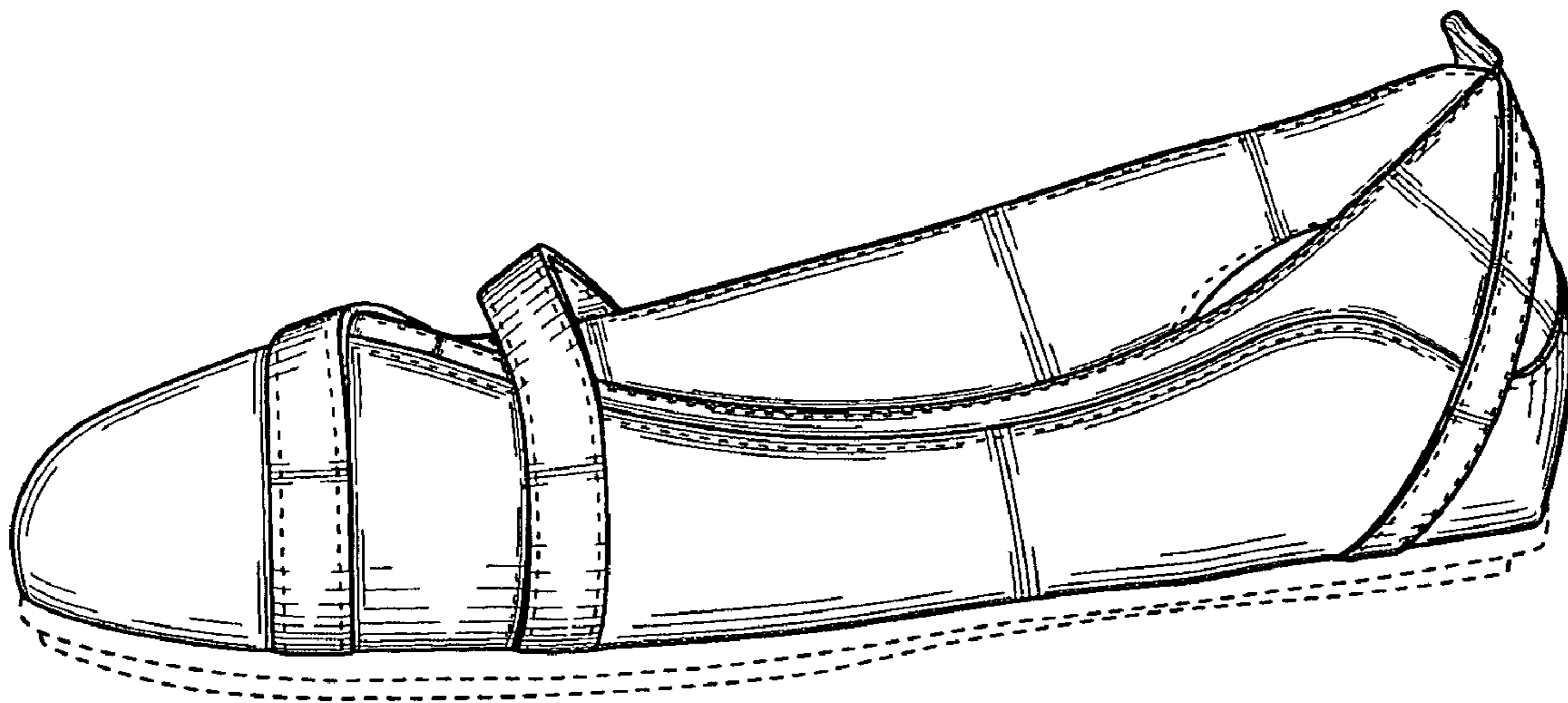


FIG. 1

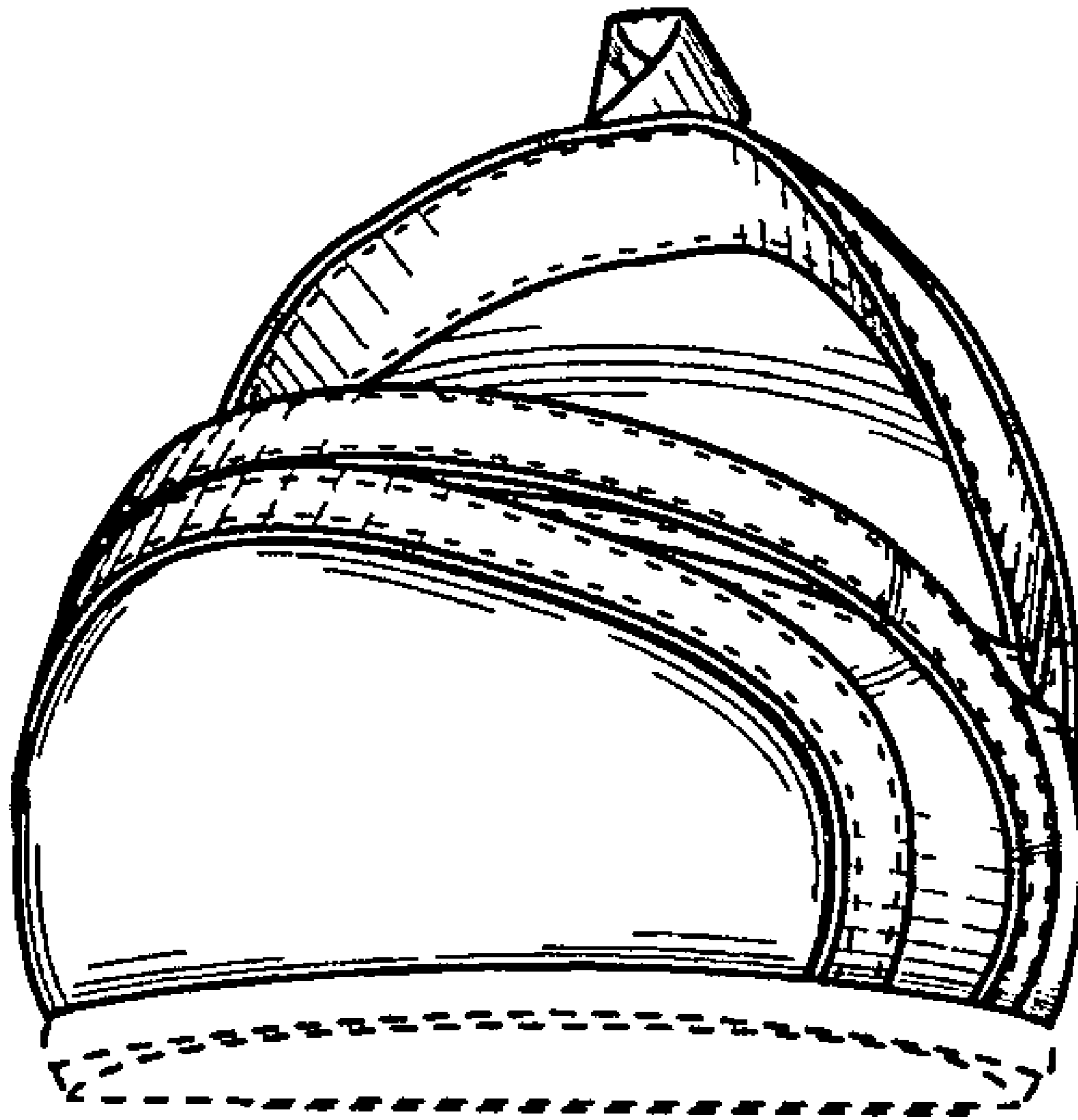


FIG. 2

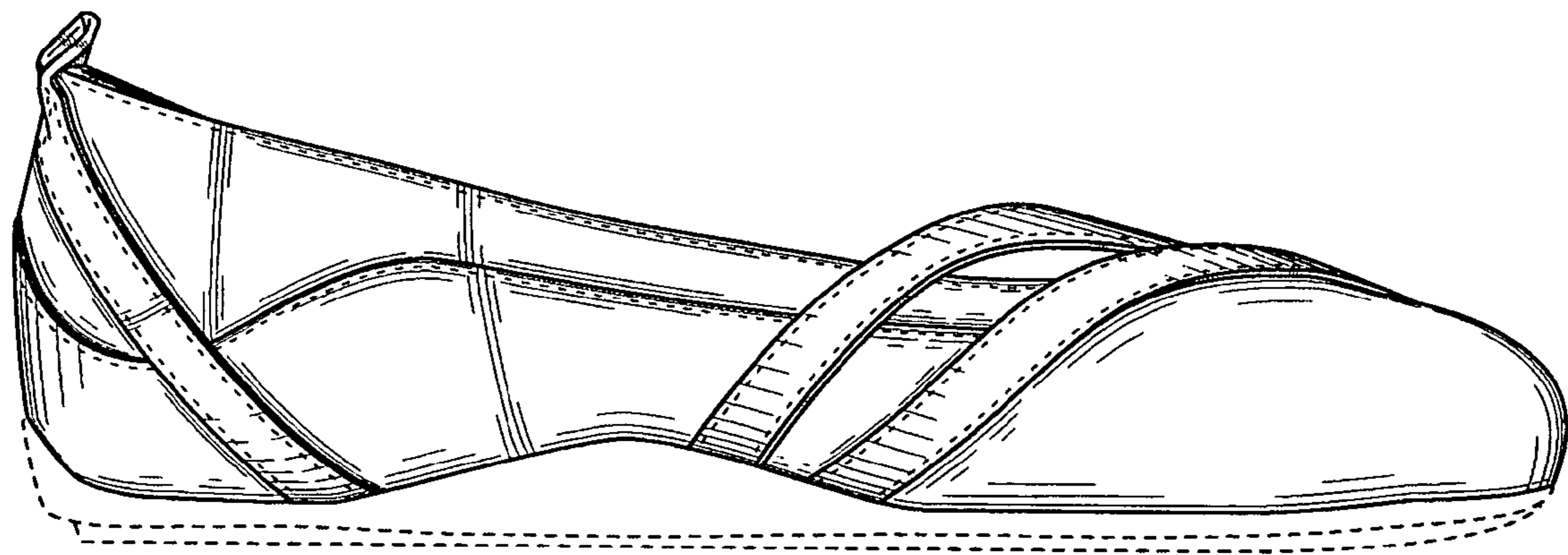


FIG. 3

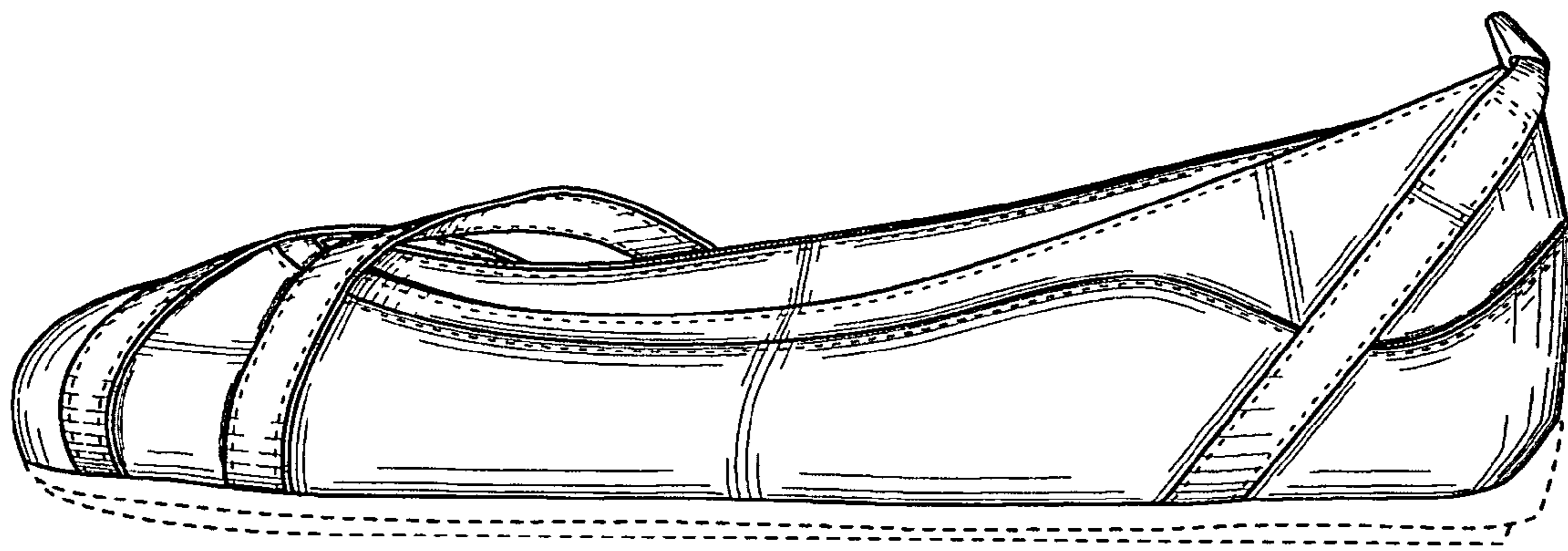


FIG. 4

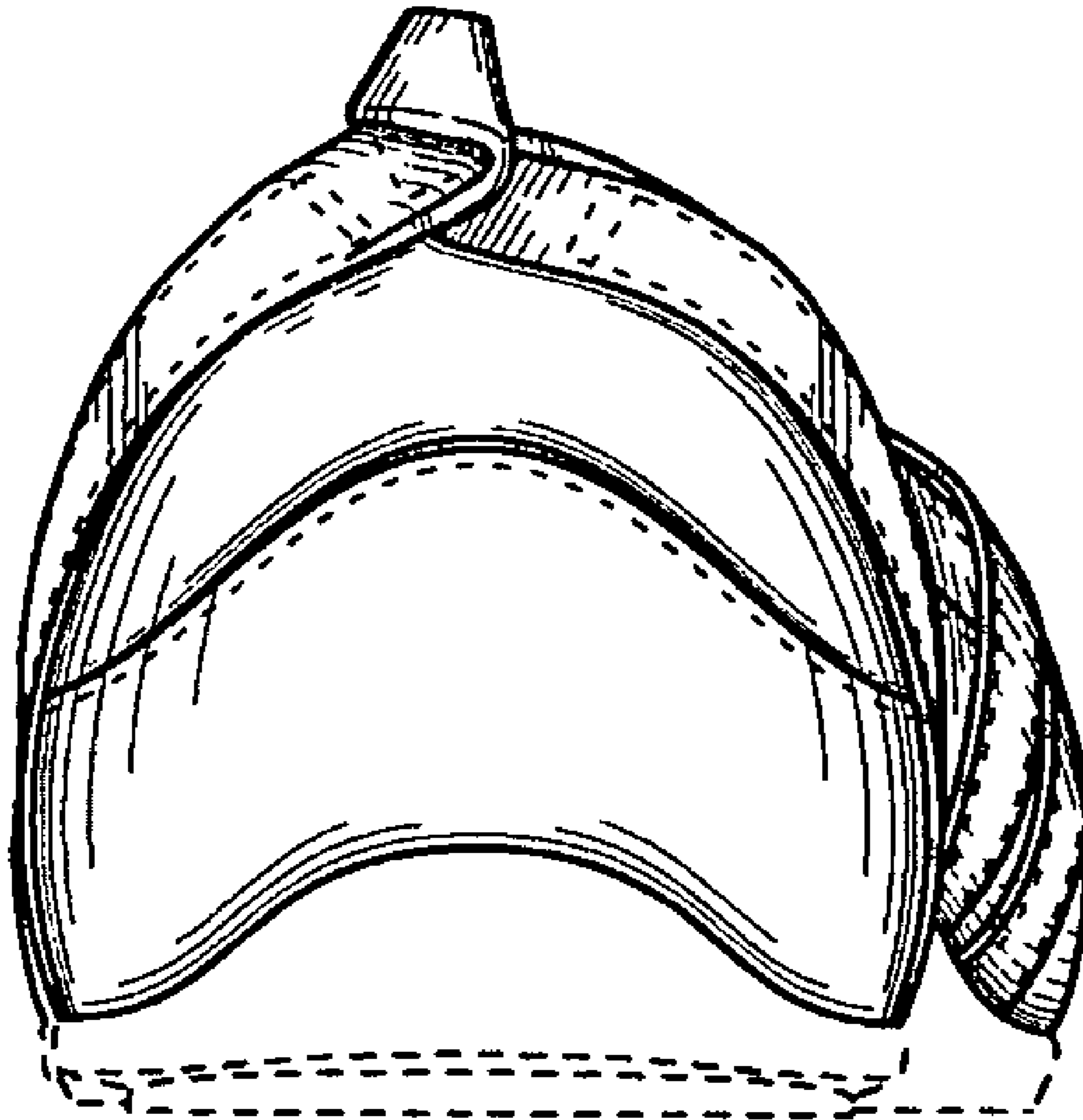


FIG. 5

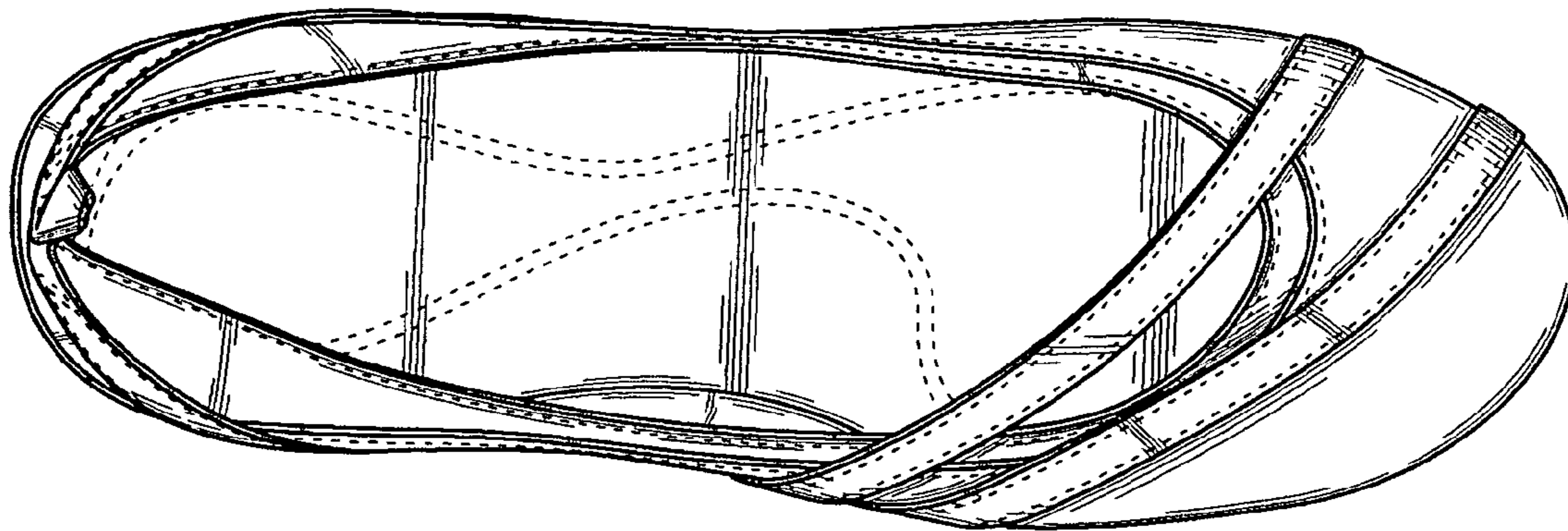


FIG. 6

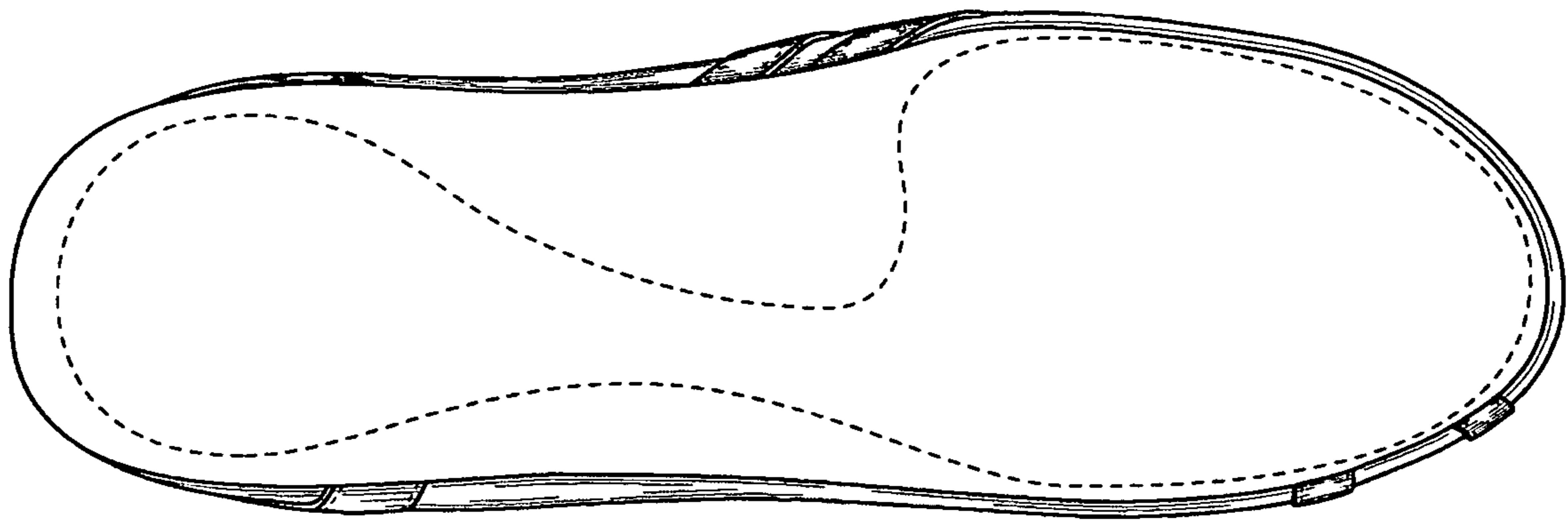


FIG. 7