



US00D560317S

(12) **United States Design Patent**
Townshend

(10) **Patent No.:** **US D560,317 S**
(45) **Date of Patent:** **** Jan. 22, 2008**

(54) **COVER FOR AN ANIMAL EXTREMITY**

(75) Inventor: **Erica L. Townshend**, Longmont, CO
(US)

(73) Assignee: **Best Buddy Pet Products, Inc.**,
Longmont, CO (US)

(**) Term: **14 Years**

(21) Appl. No.: **29/247,775**

(22) Filed: **Jul. 11, 2006**

(51) **LOC (8) Cl.** **30-01**

(52) **U.S. Cl.** **D30/146**

(58) **Field of Classification Search** D30/144-146,
D30/199; 119/850, 817, 851, 856, 818, 852-854;
54/82, 80.1, 79.3, 79.2, 79.1, 65, 68, 79.4,
54/80.4, 78; 36/3 A, 6.3, 7.5, 7.6, 4, 2 R,
36/111; 128/881, 882, 888, 892, 844; D24/189;
600/38-41

See application file for complete search history.

(56) **References Cited**

U.S. PATENT DOCUMENTS

D31,285 S *	7/1899	McClellan	D30/145
2,446,371 A	8/1948	Jones		
3,747,565 A *	7/1973	Kellam	54/82
3,791,383 A *	2/1974	Friedman	128/888
D236,512 S *	8/1975	Kelton	D30/144
4,382,301 A *	5/1983	Hightower, Jr.	2/22
4,457,261 A	7/1984	Marshall		
4,633,817 A	1/1987	Taylor		
D295,559 S *	5/1988	Kristensen et al.	D24/189
4,744,333 A	5/1988	Taylor		
5,046,489 A *	9/1991	Gibson	600/39
5,360,390 A *	11/1994	Maanum	600/39
5,408,812 A	4/1995	Stark		
5,452,685 A	9/1995	Thomas		
5,495,828 A	3/1996	Solomon et al.		

D375,586 S *	11/1996	Caditz	D30/146
D376,448 S *	12/1996	Caditz	D30/146
D379,251 S	5/1997	Mezey		
D380,085 S *	6/1997	Ramsey	D3/215
D382,378 S	8/1997	Stark		
5,667,471 A *	9/1997	Weller et al.	600/39
5,676,095 A	10/1997	Ralls		
D387,511 S	12/1997	Caditz		
6,186,097 B1 *	2/2001	Brockmann et al.	119/850
6,561,136 B2 *	5/2003	Kuntz	119/712
6,851,394 B1 *	2/2005	Young	119/850
2003/0164145 A1 *	9/2003	St. John	119/850
2004/0199092 A1 *	10/2004	Biewend et al.	602/3

* cited by examiner

Primary Examiner—Melanie Tung

Assistant Examiner—Susan Moon Lee

(74) *Attorney, Agent, or Firm*—Margaret Polson; Patent
Law Offices of Rick Martin, PC

(57) **CLAIM**

The ornamental design for a cover for an animal extremity,
as shown and described.

DESCRIPTION

FIG. 1 is a front elevation view of a cover for an animal
extremity showing my new design.

FIG. 2 is a rear elevation view of FIG. 1.

FIG. 3 is a right side elevation view of FIG. 1, the left side
elevation view being a mirror image thereof;

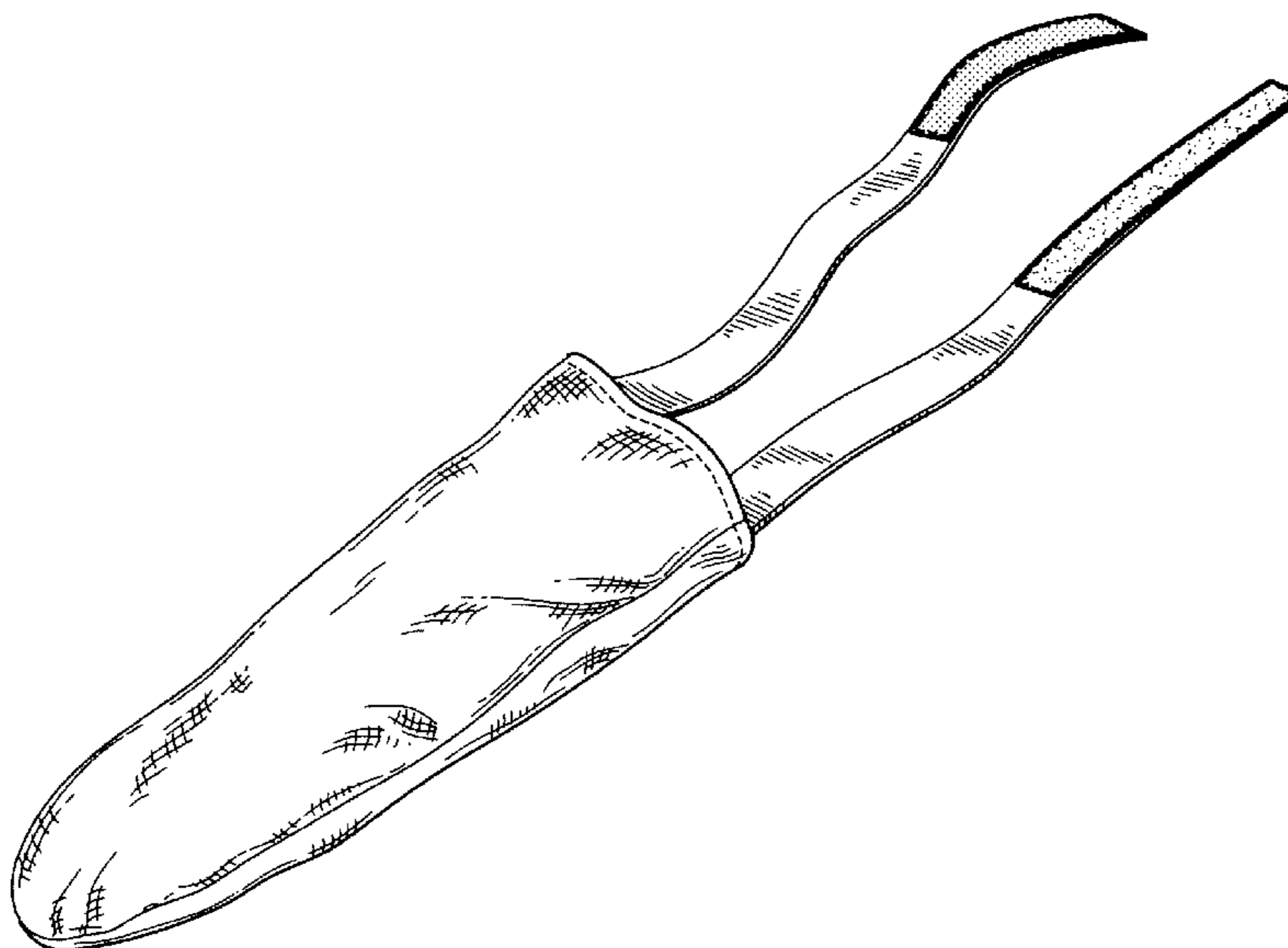
FIG. 4 is a top plan view of FIG. 1.

FIG. 5 is a bottom plan view of FIG. 1.

FIG. 6 is a side perspective view of the cover for an animal
extremity, shown in an open position; and,

FIG. 7 is a side perspective view thereof, with the straps of
the cover for an animal extremity shown in a closed position.

1 Claim, 2 Drawing Sheets



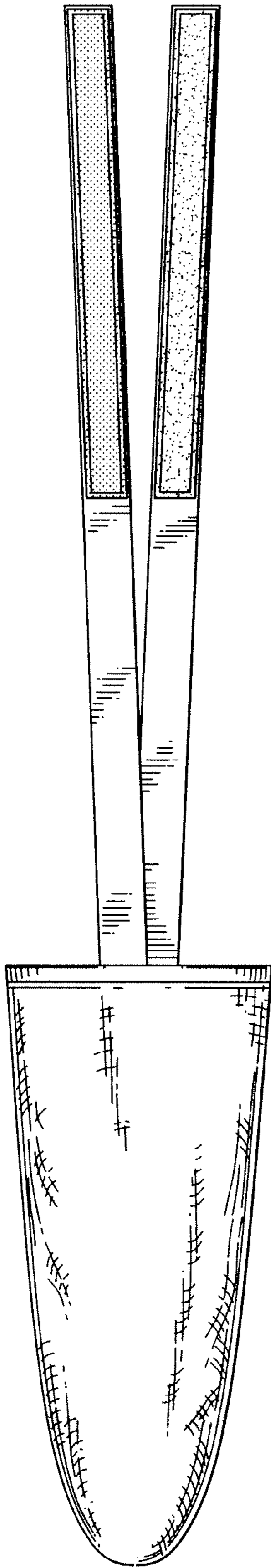


FIG. 1

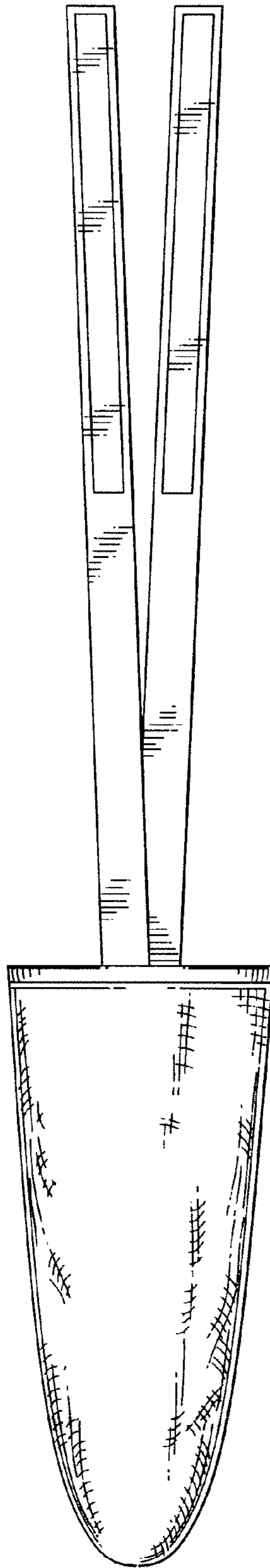


FIG. 2




FIG. 3

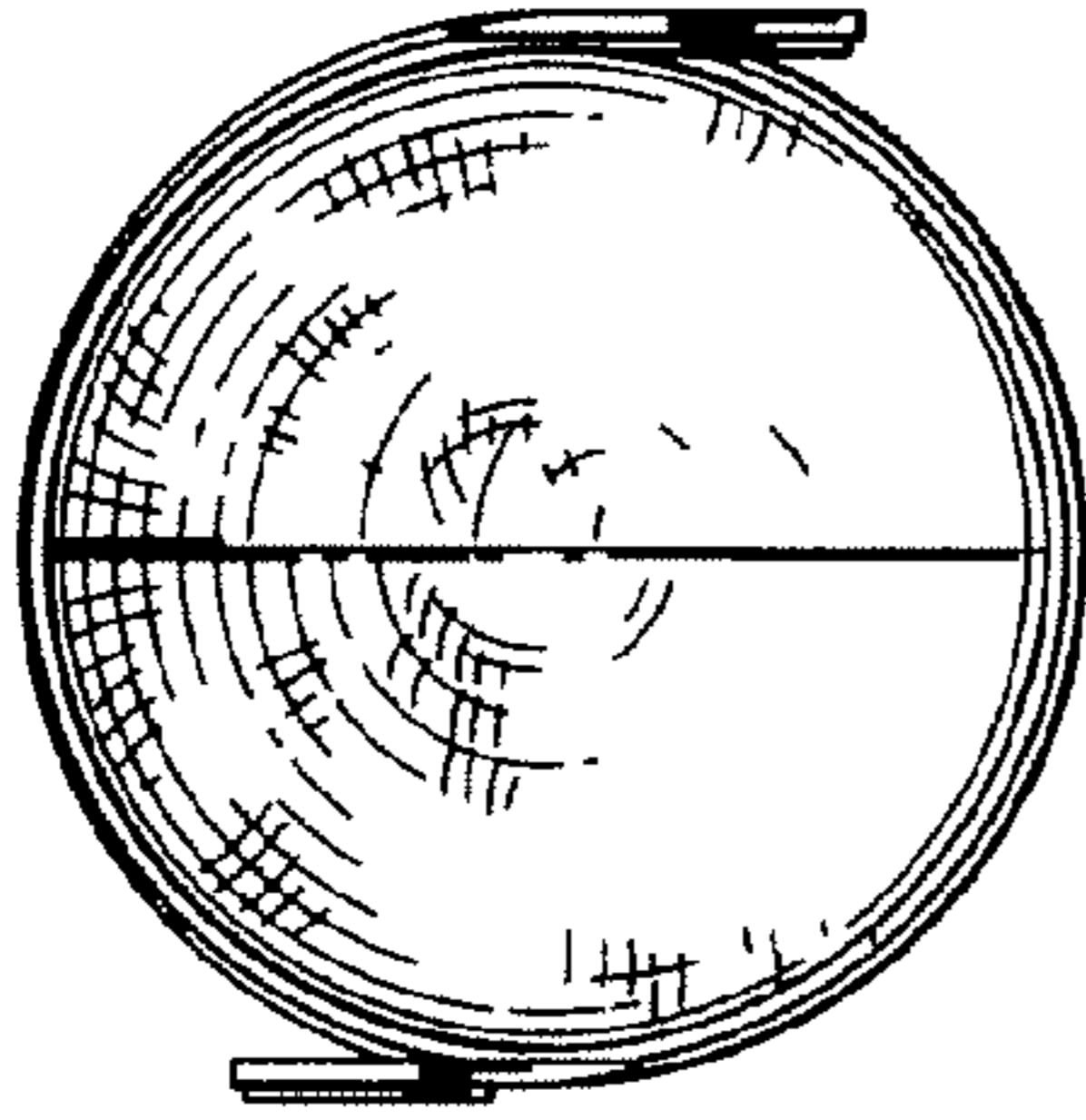


FIG. 4

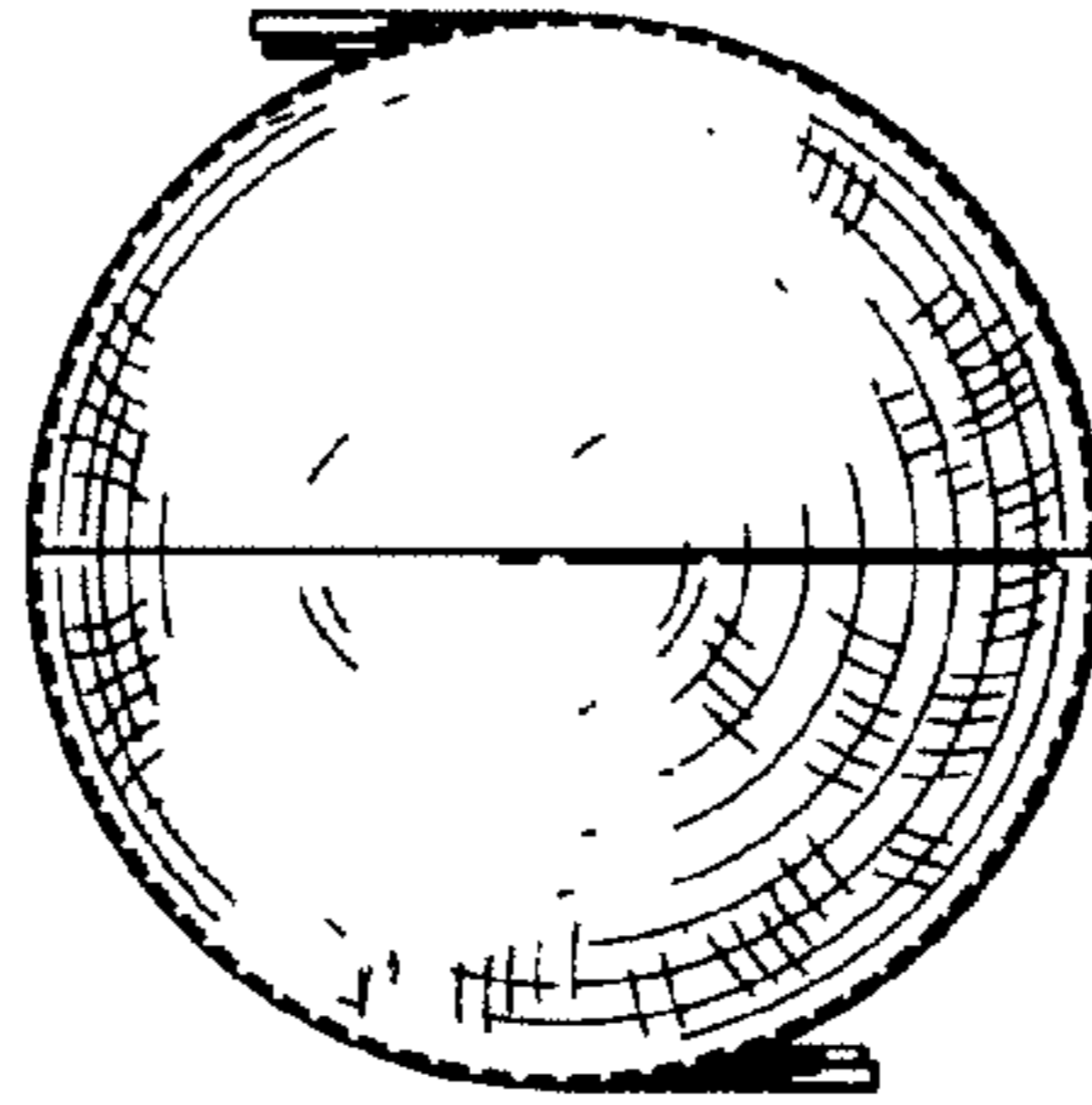


FIG. 5

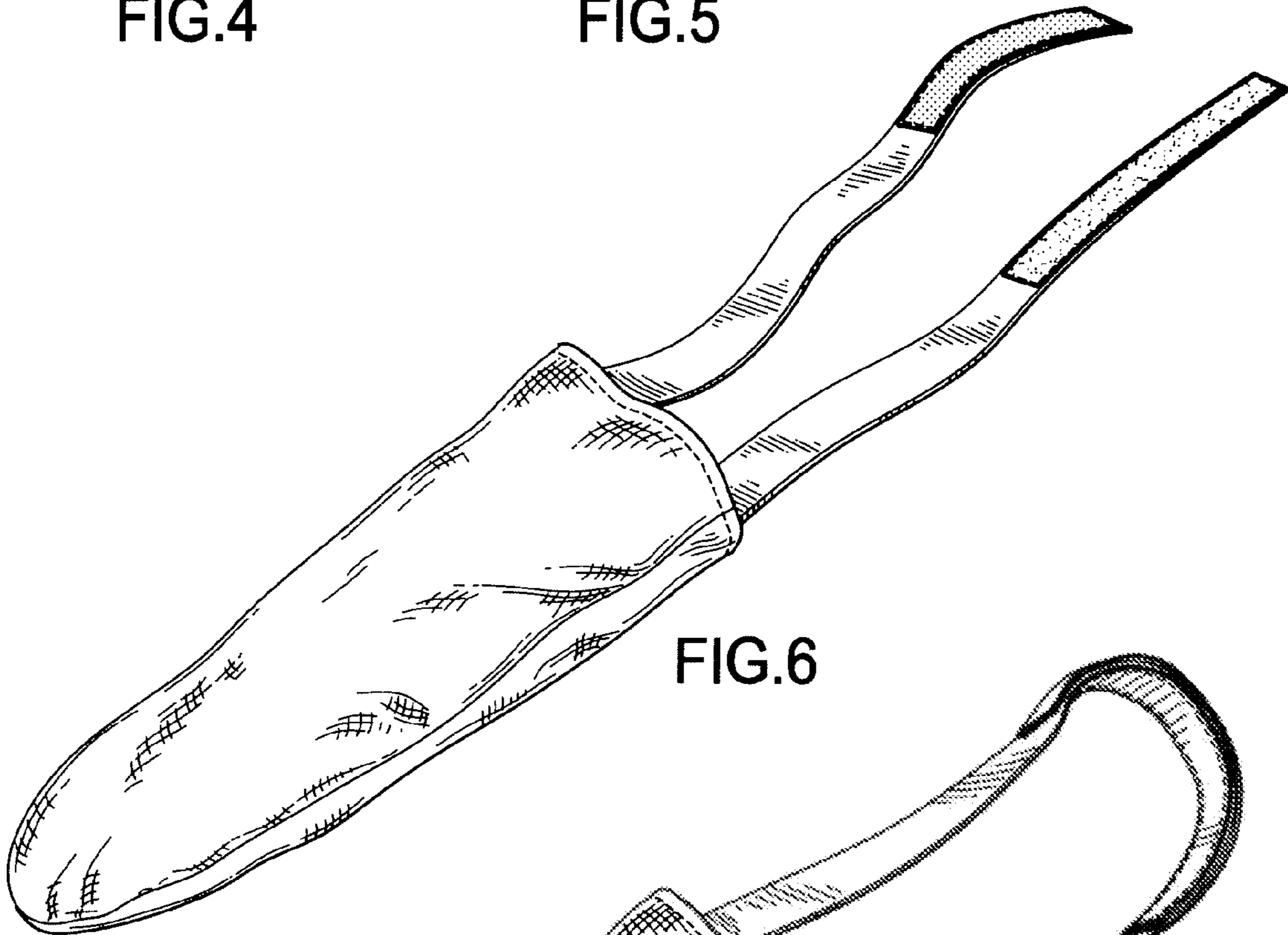


FIG. 6

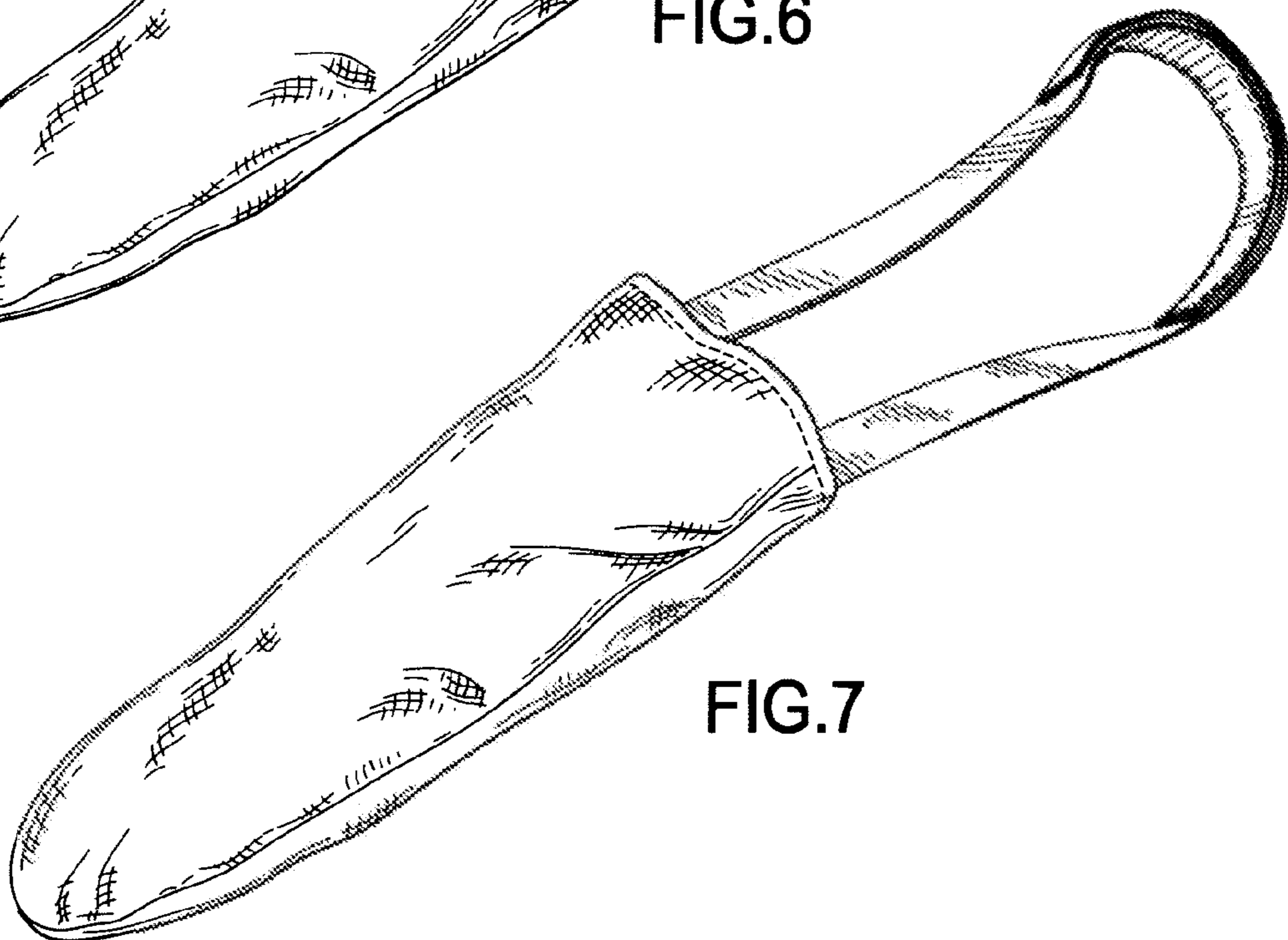


FIG. 7