



US00D560315S

(12) **United States Design Patent**
Wong

(10) **Patent No.:** **US D560,315 S**

(45) **Date of Patent:** **** *Jan. 22, 2008**

(54) **CHIN CUP**

(75) Inventor: **John G. Wong**, Long Beach, CA (US)

(73) Assignee: **EZ Gard Industries, Inc.**, Plymouth, MN (US)

(*) Notice: This patent is subject to a terminal disclaimer.

(**) Term: **14 Years**

(21) Appl. No.: **29/246,690**

(22) Filed: **May 3, 2006**

Related U.S. Application Data

(63) Continuation-in-part of application No. 29/221,208, filed on Jan. 12, 2005, now Pat. No. Des. 526,746.

(51) **LOC (8) Cl.** **29-02**

(52) **U.S. Cl.** **D29/122**

(58) **Field of Classification Search** D29/102–108, D29/112, 122, 101.5; D2/711; D24/189, D24/191; 2/455, 466, 410–411, 414, 421, 2/423–425, 9, 206, 209, 909, 174; 128/889, 128/891, 894, 857, 864, 866–867; D6/601
See application file for complete search history.

(56) **References Cited**

U.S. PATENT DOCUMENTS

1,830,572 A	11/1931	Taylor	
D132,184 S *	4/1942	Lyon	D29/108
3,176,686 A	4/1965	Barnes	
3,229,692 A	1/1966	Creed	
3,619,813 A *	11/1971	Marchello	2/421
3,916,446 A *	11/1975	Gooding	2/421
4,134,400 A	1/1979	DiMatteo	
4,257,414 A	3/1981	Gamm et al.	
4,453,541 A	6/1984	Castelli et al.	
4,646,368 A *	3/1987	Infusino et al.	2/421
4,651,356 A *	3/1987	Zide	2/421
4,660,554 A	4/1987	Wright	

4,967,768 A	11/1990	Tatro	
4,989,594 A	2/1991	Doherty et al.	
D335,195 S *	4/1993	Choi et al.	D29/102
5,274,854 A	1/1994	Wenner et al.	
5,479,942 A	1/1996	DiMatteo	
5,500,951 A *	3/1996	Marchello	2/455
5,819,323 A	10/1998	Edenfield	
5,920,914 A	7/1999	Dempsey	
D417,755 S *	12/1999	Mitrakos	D29/102
6,041,441 A	3/2000	Counts et al.	
6,048,327 A	4/2000	Kieffer	
6,081,932 A *	7/2000	Kraemer	2/421
6,319,219 B1	11/2001	Landi	
6,324,701 B1 *	12/2001	Alexander	2/421
6,481,024 B1 *	11/2002	Grant	2/421
D526,449 S *	8/2006	Dawson et al.	D29/122
D526,746 S *	8/2006	Wong	D29/122
2003/0163076 A1	8/2003	Lukens	
2004/0024341 A1	2/2004	Jacobs	

* cited by examiner

Primary Examiner—Ruth McInroy

(74) *Attorney, Agent, or Firm*—Faegre & Benson LLP

(57) **CLAIM**

The ornamental design for a chin cup, as shown and described.

DESCRIPTION

FIG. 1 is a perspective view of a chin cup showing my new design;

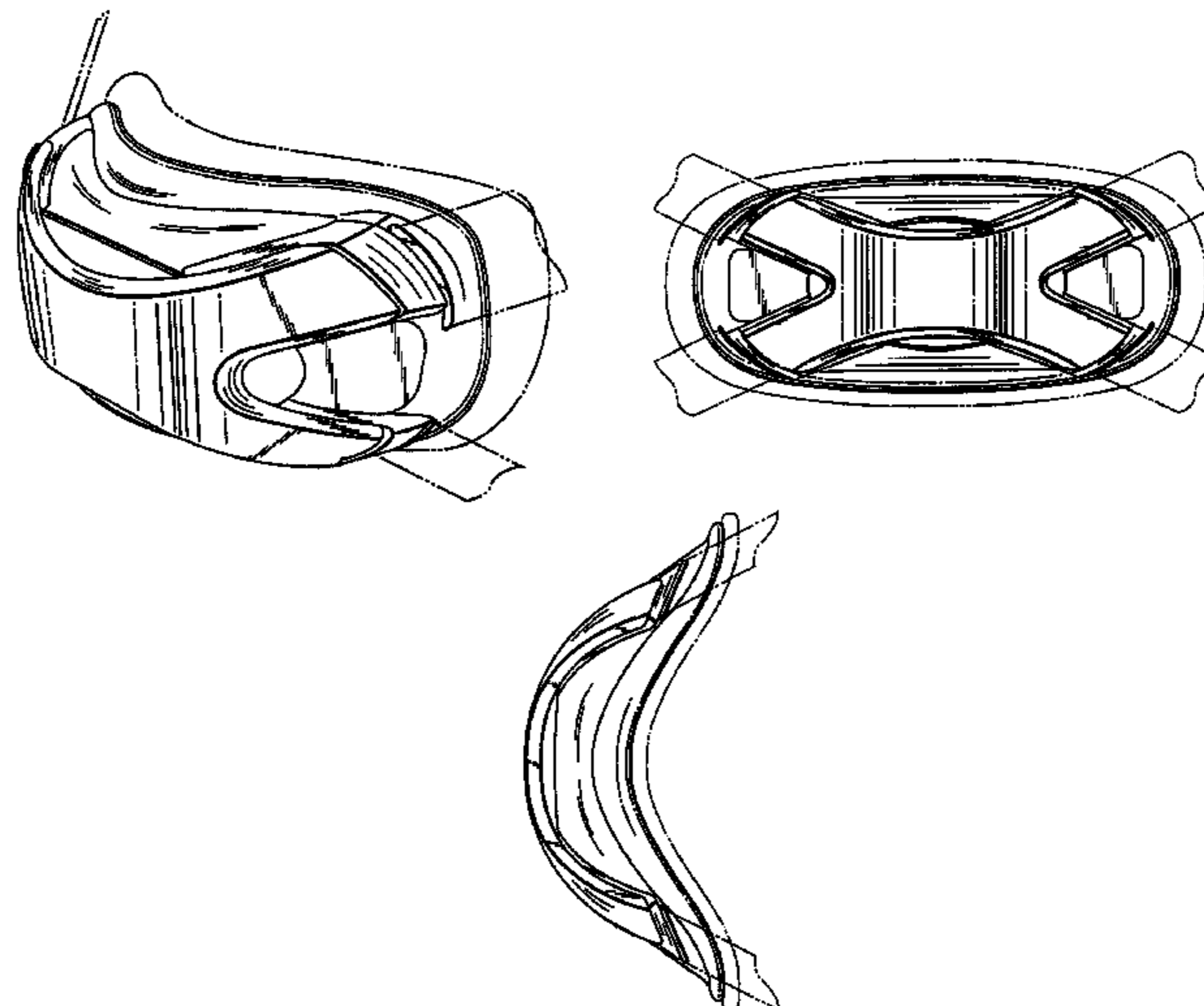
FIG. 2 is a front view thereof;

FIG. 3 is a rear view thereof; and,

FIG. 4 is a side view thereof, the opposite side being a mirror image.

The chin cup and straps shown in broken lines in FIGS. 1–4, form no part of the claimed design. The chin cup shown in broken lines in FIGS. 1, 2 and 4 has been removed in FIG. 3 in order to show the inside of the chin cup.

1 Claim, 3 Drawing Sheets



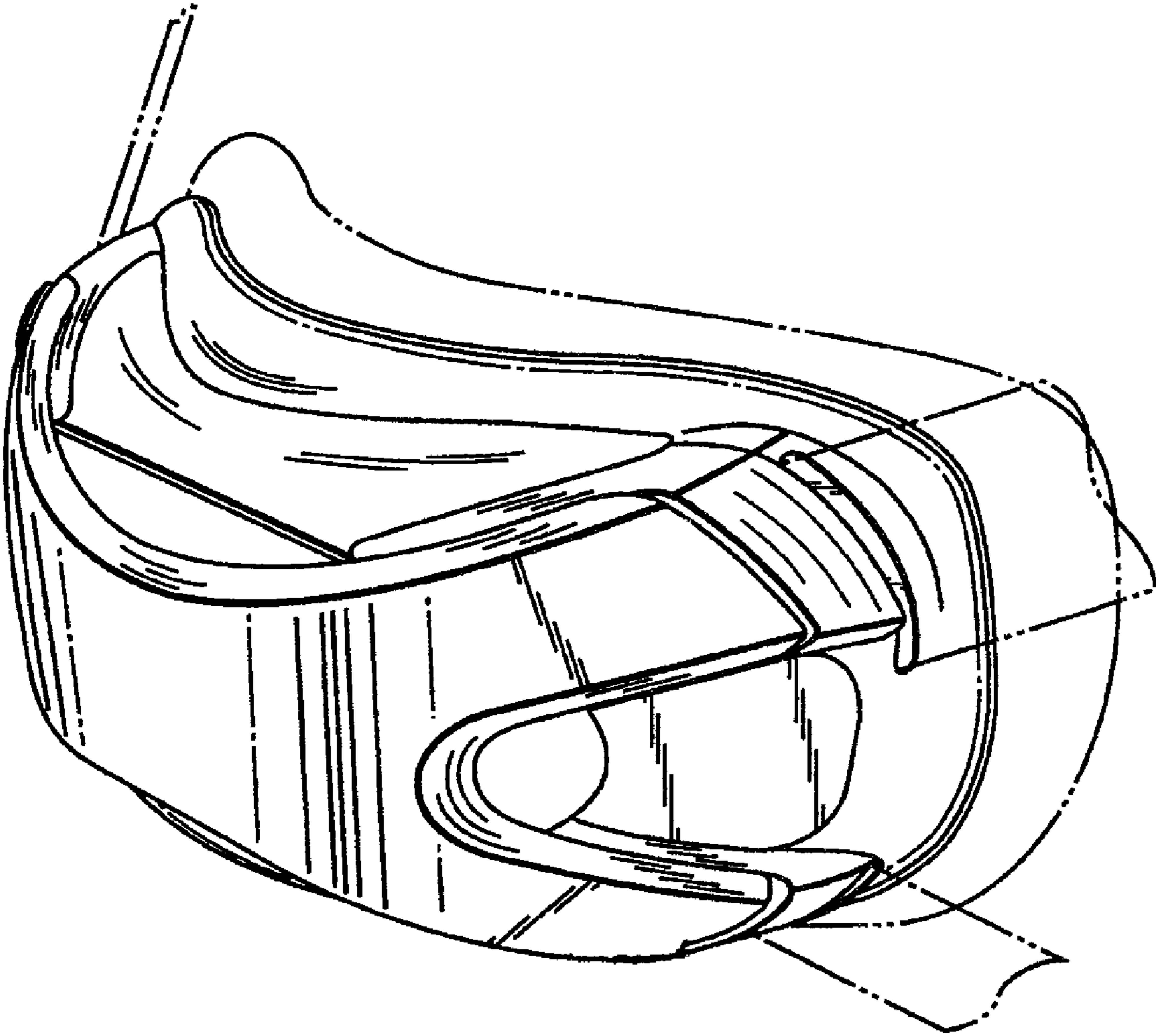


Fig. 1

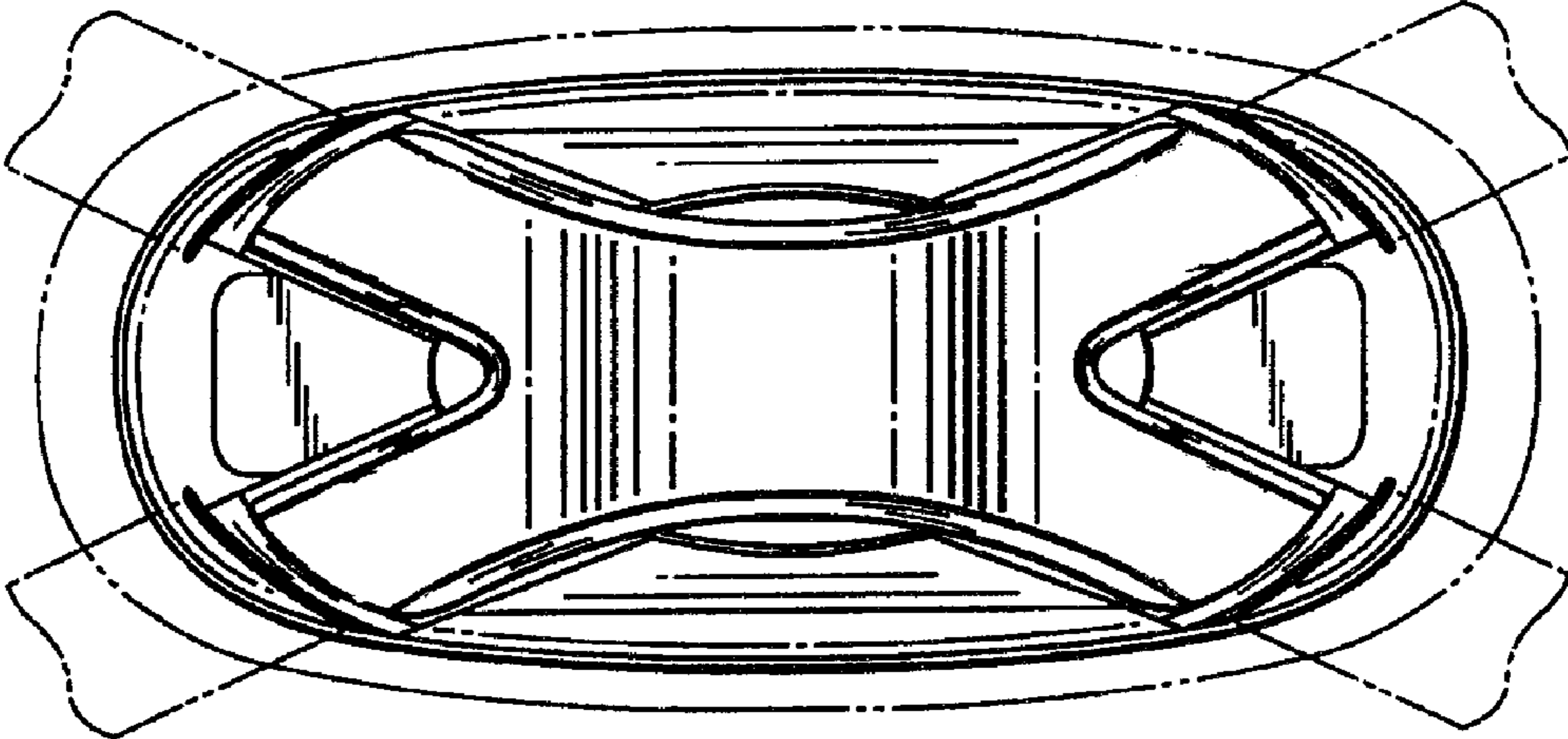


Fig. 2




Fig. 3




Fig. 4