

US00D560307S

(12) **United States Design Patent**  
**Huang**

(10) **Patent No.:** **US D560,307 S**

(45) **Date of Patent:** **\*\* Jan. 22, 2008**

(54) **GAS LIGHTER**

D537,197 S \* 2/2007 Liu ..... D27/142  
D542,465 S \* 5/2007 Luo ..... D27/157

(76) Inventor: **Xinhua Huang**, No. 239, Northern The  
Third Circular Road, East, Cixi,  
Ningbo, Zhejiang Province (CN)  
315600

\* cited by examiner

*Primary Examiner*—Jennifer Rivard

(\*\*) Term: **14 Years**

(57) **CLAIM**

(21) Appl. No.: **29/271,503**

The ornamental design for the gas lighter, as shown and described.

(22) Filed: **Jan. 22, 2007**

**DESCRIPTION**

(51) **LOC (8) Cl.** ..... **27-05**

FIG. 1 is a side view of a gas lighter showing my new design;

(52) **U.S. Cl.** ..... **D27/154**

(58) **Field of Classification Search** ..... 431/129,  
431/143, 152–153, 253–256, 273–277; D27/139–161  
See application file for complete search history.

FIG. 2 is another side view opposite to the view shown in FIG. 1;

FIG. 3 is a left side view thereof;

FIG. 4 is a right view thereof;

FIG. 5 is a top view thereof; and,


FIG. 6 is a bottom view thereof.


(56) **References Cited**

**U.S. PATENT DOCUMENTS**

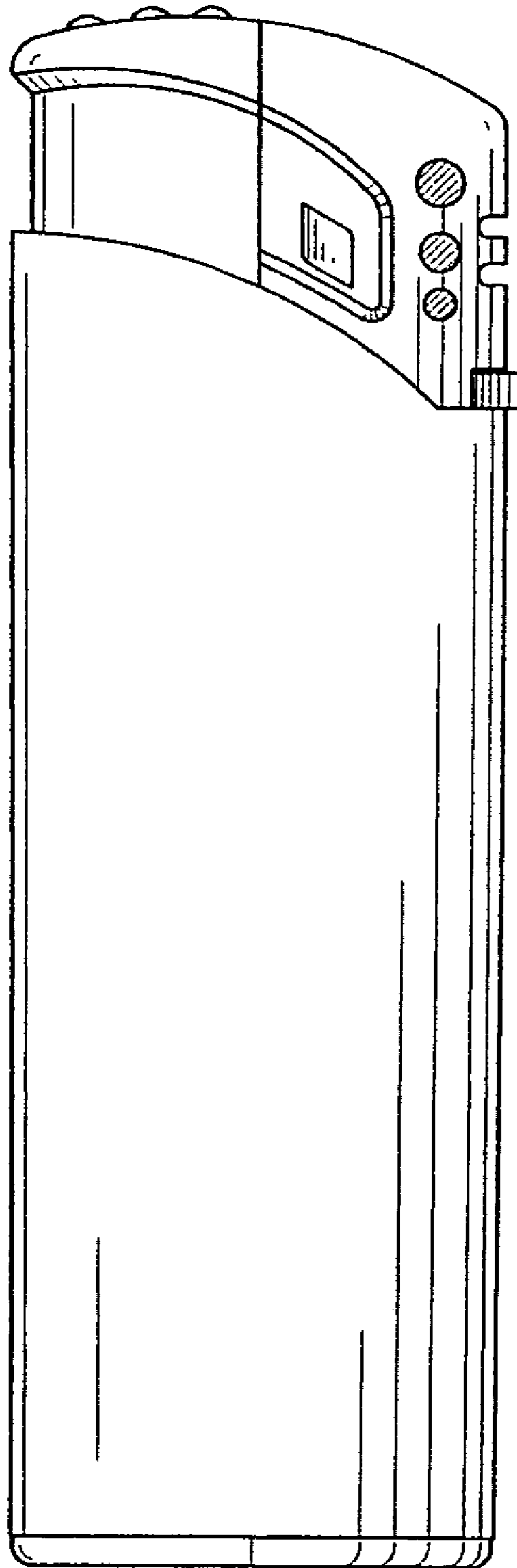
D343,661 S \* 1/1994 Hur ..... D27/156  
D477,109 S \* 7/2003 Nakamura ..... D27/154  
D530,855 S \* 10/2006 Ruan ..... D27/154

**1 Claim, 5 Drawing Sheets**







*FIG. 1*



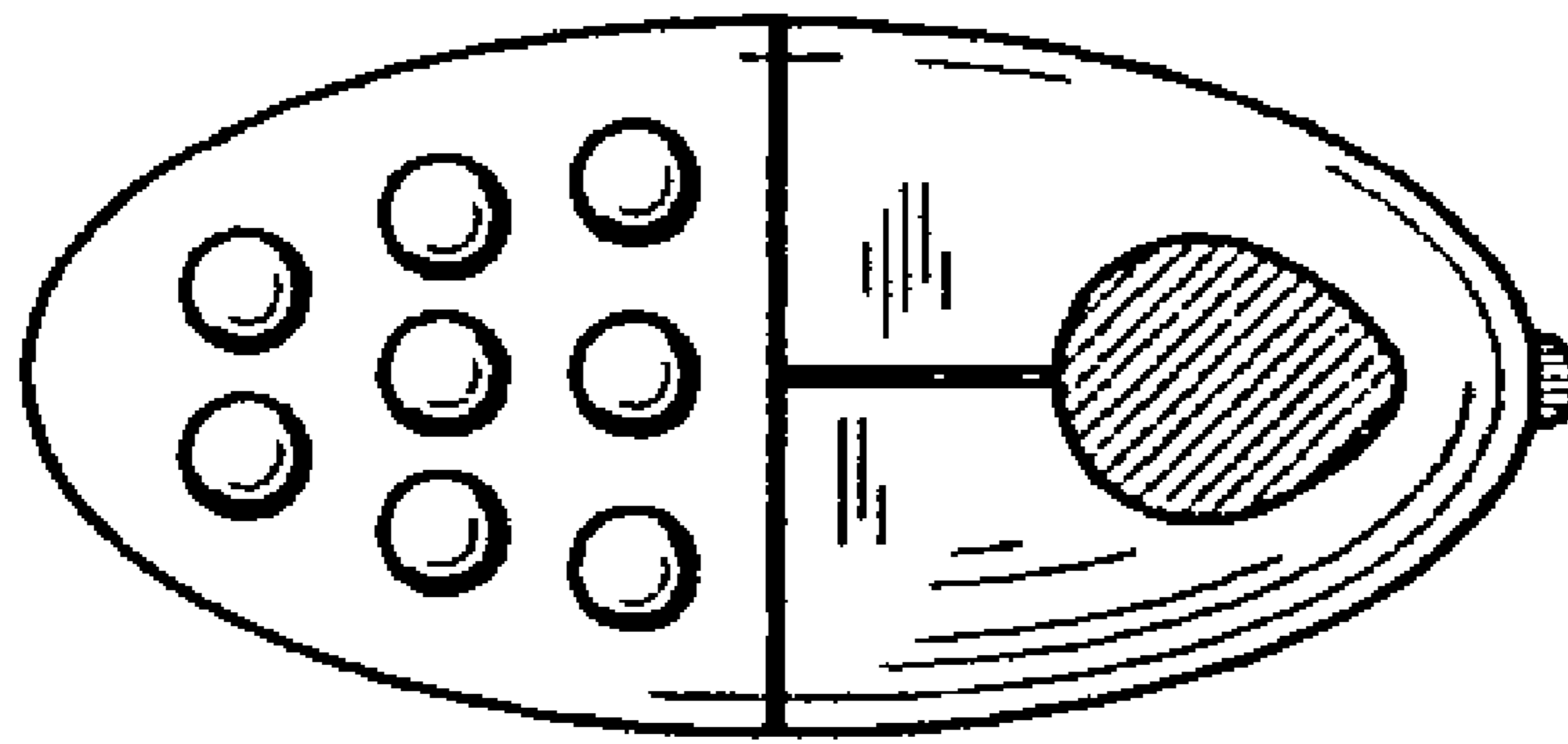
*FIG. 2*



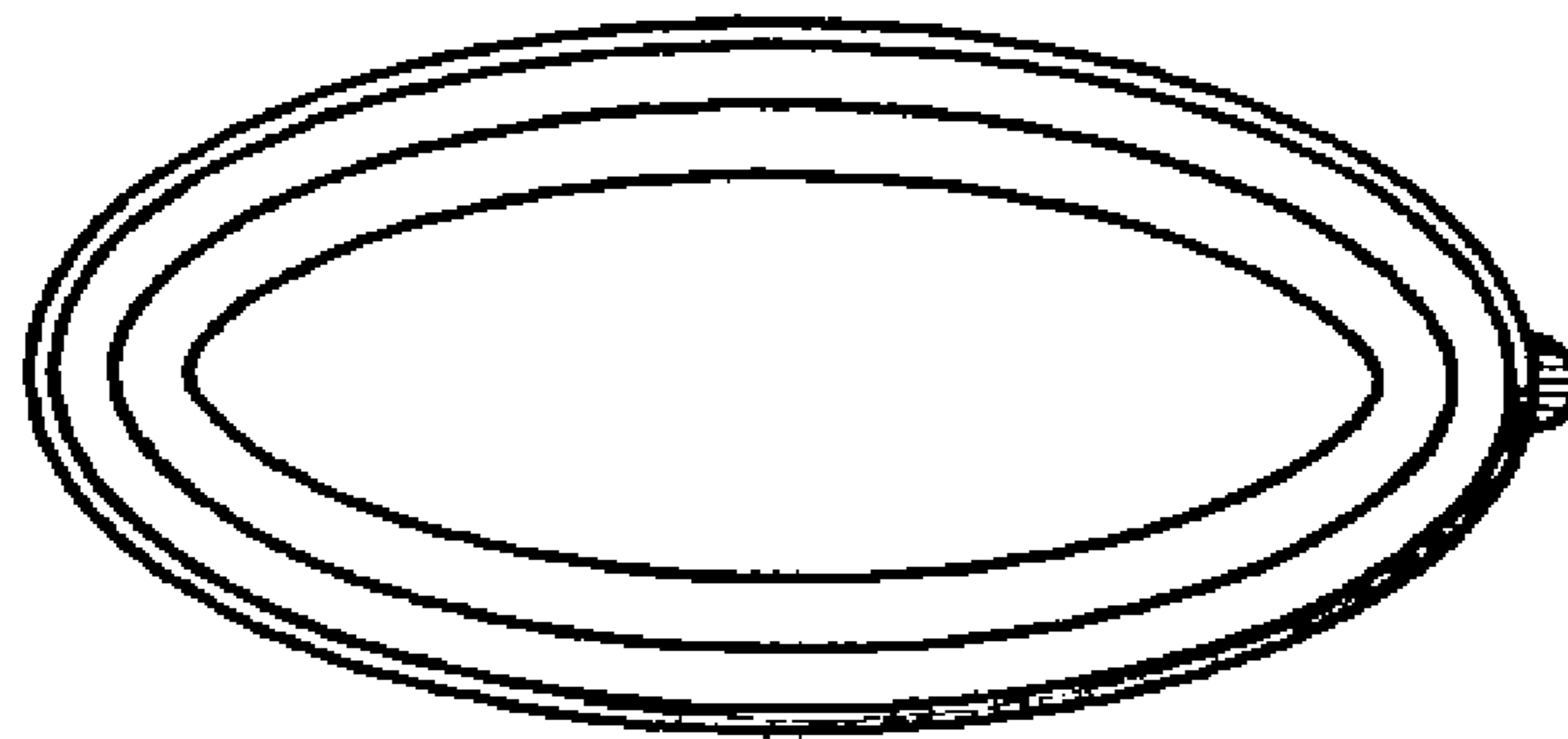
*FIG. 3*



*FIG. 4*



*FIG. 5*



*FIG. 6*