

US00D560252S

(12) **United States Design Patent**
Ingle

(10) **Patent No.:** **US D560,252 S**
(45) **Date of Patent:** **** Jan. 22, 2008**

(54) **VISUAL DISPLAY AID FOR USE IN
PHYSICAL TRAINING INSTRUCTION**

D520,097 S * 5/2006 Walch D21/792
D535,345 S * 1/2007 Davis et al. D21/792
D540,603 S * 4/2007 Stern D6/591

(76) Inventor: **Brendan Ingle**, 26 Newman Road,
Wincobank, Sheffield S9 1LP (GB)

* cited by examiner

(**) Term: **14 Years**

Primary Examiner—Robert A. Delehanty
Assistant Examiner—Mark Cavanna

(21) Appl. No.: **29/245,178**

(74) *Attorney, Agent, or Firm*—Arthur Jacob

(22) Filed: **Dec. 20, 2005**

(57) **CLAIM**

(30) **Foreign Application Priority Data**

The ornamental design for a visual display aid for use in physical training instruction, as shown and described.

Jun. 20, 2005 (EM) 000 378 005

(51) **LOC (8) Cl.** **19-07**

(52) **U.S. Cl.** **D19/59**

(58) **Field of Classification Search** D19/59–64;
D6/583, 588, 691; D21/334, 339, 350, 780,
D21/788, 792, 686; D24/158; 434/247,
434/250, 255, 258, 159, 167, 171, 175; 473/267;
D20/11, 22, 27, 43

See application file for complete search history.

DESCRIPTION

(56) **References Cited**

U.S. PATENT DOCUMENTS

5,131,659 A * 7/1992 Lindberg, Jr. 473/267
D347,062 S * 5/1994 Logan D24/158
D435,186 S * 12/2000 Fulkerson D6/583
D492,532 S * 7/2004 Ellis D6/588
D498,792 S * 11/2004 Toniolo D19/59
D505,705 S * 5/2005 Moriarity D21/780
D518,136 S * 3/2006 Myslinski D21/788

The patent or application file contains at least one drawing executed in color. Copies of this patent or patent application publication with color drawing(s) will be provided by the Office upon request and payment of the necessary fee.

FIG. 1 is a front view of a visual display aid for use in physical training instruction embodying my new design;

FIG. 2 is a side view thereof as viewed from the right of FIG. 1, the side view as viewed from the left of FIG. 1 being a mirror-image thereof;

FIG. 3 is a rear view thereof; and,

FIG. 4 is an end view as viewed from one end of FIG. 1, the end view as viewed from the other end of FIG. 1 being a mirror-image thereof.

1 Claim, 1 Drawing Sheet
(1 of 1 Drawing Sheet(s) Filed in Color)

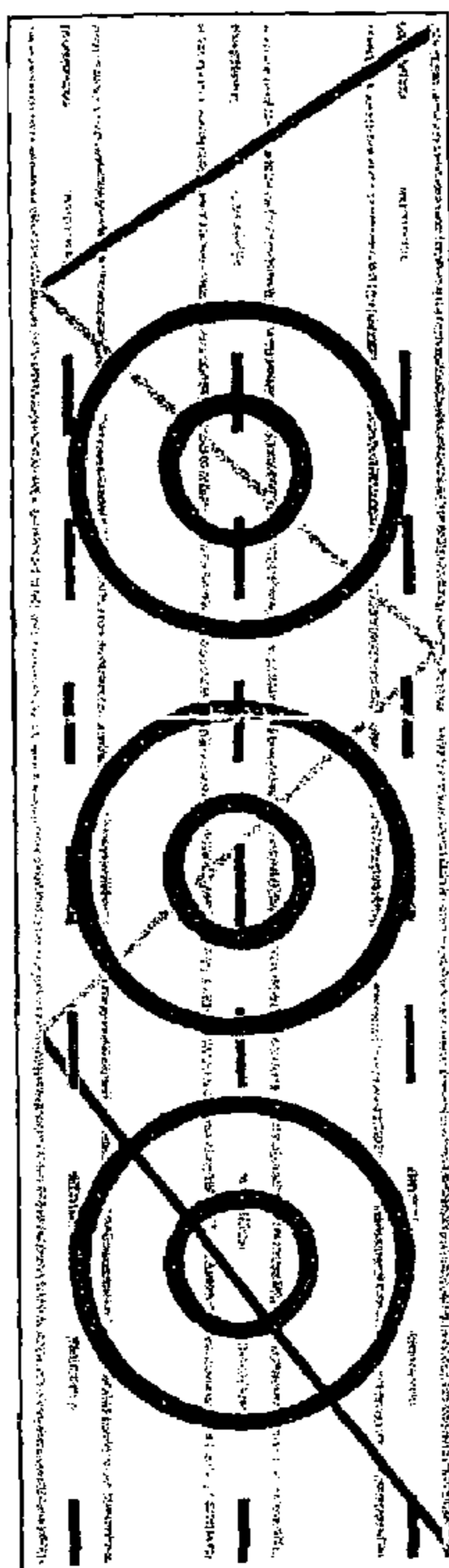


FIG. 1




FIG. 2



FIG. 3




FIG. 4

