



US00D560249S

(12) **United States Design Patent**
Samu

(10) **Patent No.:** **US D560,249 S**
(45) **Date of Patent:** **** Jan. 22, 2008**

(54) **GUITAR HANGAR**

(76) Inventor: **Christopher Samu**, 1185 Solano Ave.,
Suite 115, Albany, CA (US) 94706

(**) Term: **14 Years**

(21) Appl. No.: **29/236,867**

(22) Filed: **Aug. 22, 2005**

(51) **LOC (8) Cl.** **17-99**

(52) **U.S. Cl.** **D17/20**

(58) **Field of Classification Search** D17/20,
D17/99; 84/327, 329; D8/367, 370, 373;
248/443, 153, 175, 176.1, 176.6, 167; 223/85;
984/257; 211/22, 41.4, 85.6, 181.1; D6/315,
D6/317, 320, 328, 552, 554, 566, 462
See application file for complete search history.

(56) **References Cited**

U.S. PATENT DOCUMENTS

1,863,743	A *	6/1932	Burns	452/187
2,294,607	A *	9/1942	Peck et al.	211/34
D150,499	S *	8/1948	Heim	D9/517
D198,960	S *	8/1964	Bertram	D6/315
D283,786	S *	5/1986	Chap	D8/370
5,224,607	A *	7/1993	Koresko	211/34
D368,167	S *	3/1996	Zeri	D6/317
D378,167	S *	2/1997	Jones, Jr.	D6/317
D393,413	S *	4/1998	Brown	D8/370
D422,888	S *	4/2000	Outten	D8/367
D438,022	S *	2/2001	Bunn	D6/317

D488,997	S *	4/2004	Angeletta	D8/373
D489,249	S *	5/2004	Moore	D8/367
2005/0035255	A1	2/2005	Walker		

* cited by examiner

Primary Examiner—Ian Simmons

Assistant Examiner—R. Johnson

(74) *Attorney, Agent, or Firm*—Dergosits & Noah LLP

(57) **CLAIM**

I claim the ornamental design for a guitar hangar, as shown and described.

DESCRIPTION

FIG. 1 is a perspective view of a guitar hangar, according to a preferred embodiment of the present invention;

FIG. 2 is a front view of the guitar hangar illustrated in FIG. 1, according to the preferred embodiment;

FIG. 3 is a top view of the guitar hangar illustrated in FIG. 1, according to the preferred embodiment;

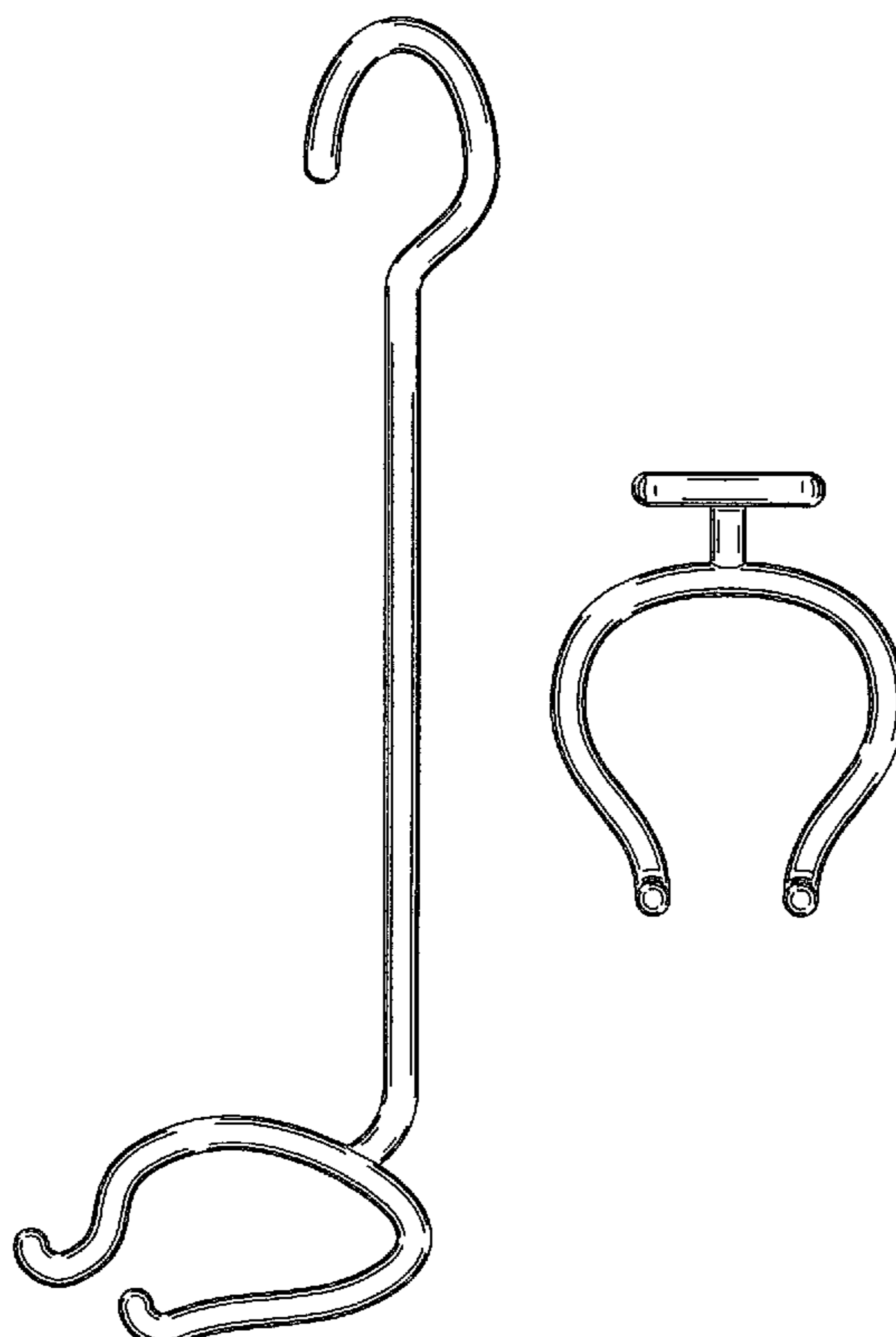
FIG. 4 is a rear view of the guitar hangar illustrated in FIG. 1, according to the preferred embodiment;

FIG. 5 is a bottom view of the guitar hangar illustrated in FIG. 1, according to the preferred embodiment;

FIG. 6 is a left side view of the guitar hangar illustrated in FIG. 1, according to the preferred embodiment; and,

FIG. 7 is a right side view of the guitar hangar illustrated in FIG. 1, according to the preferred embodiment.

1 Claim, 4 Drawing Sheets






FIG. 1

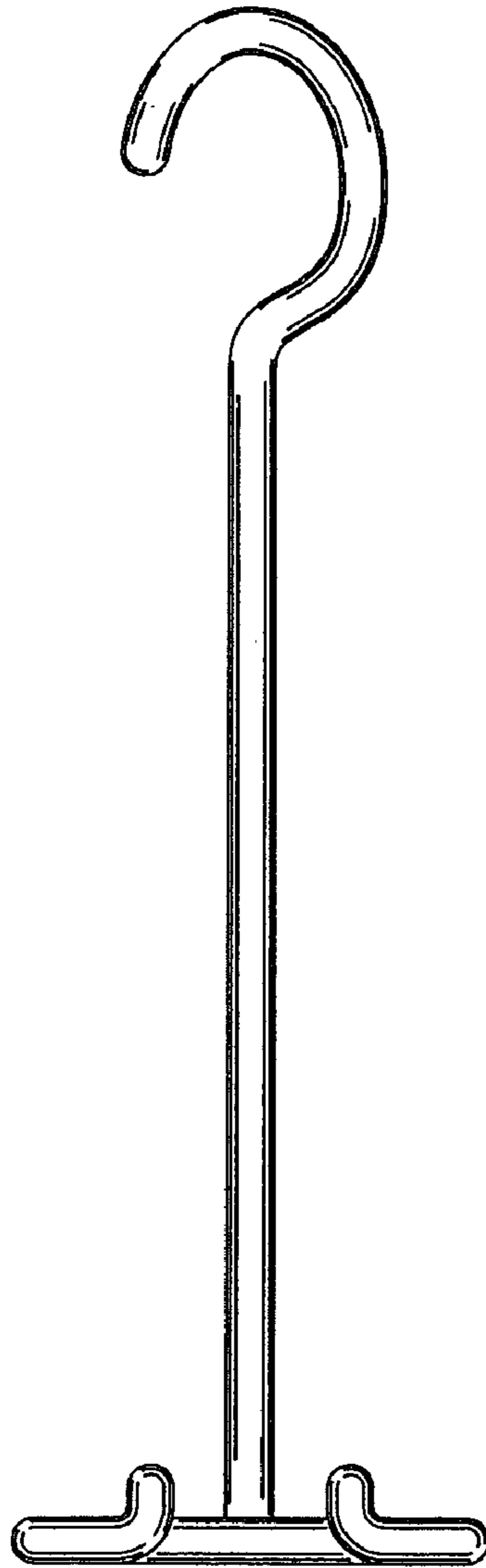


FIG. 2

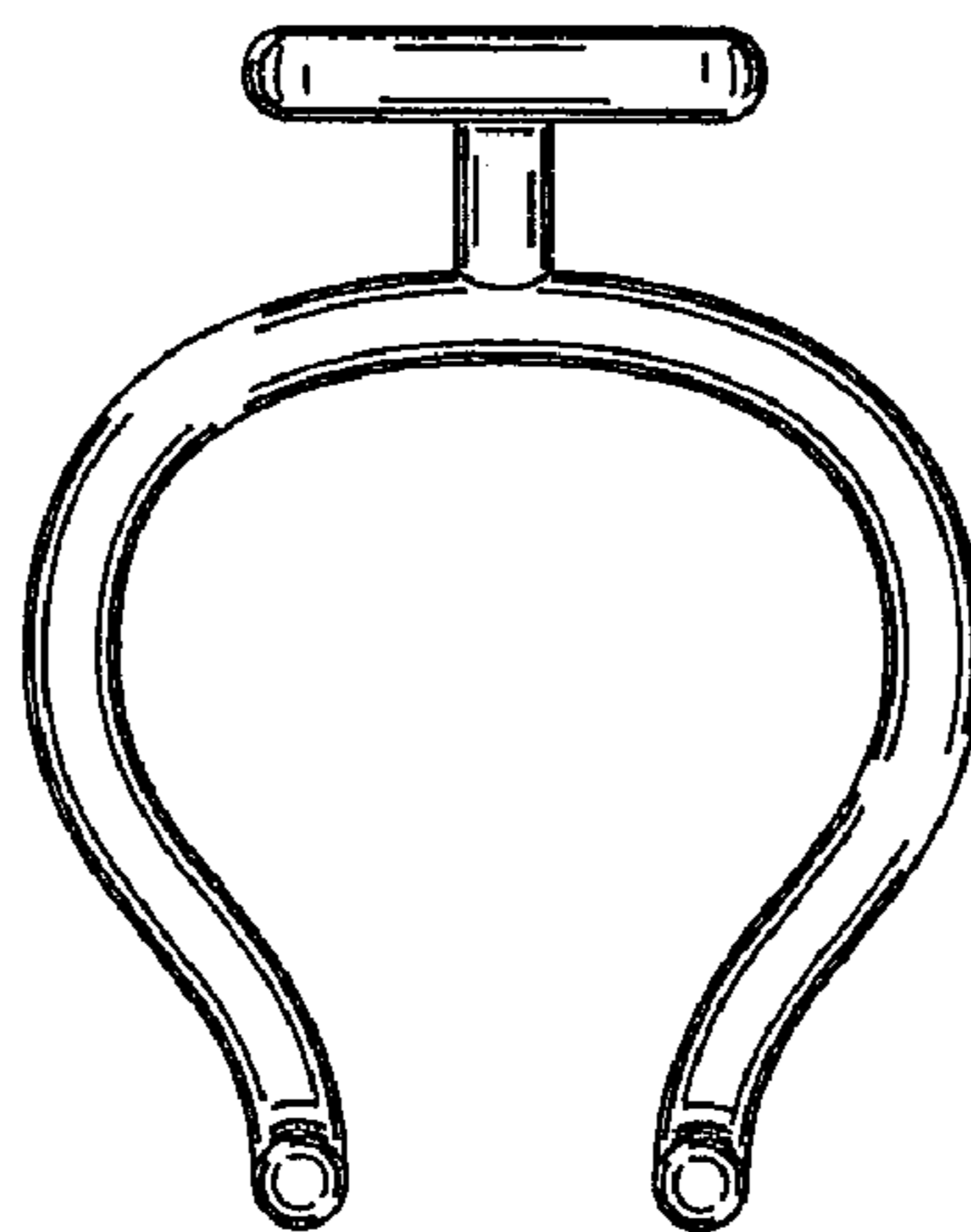


FIG. 3

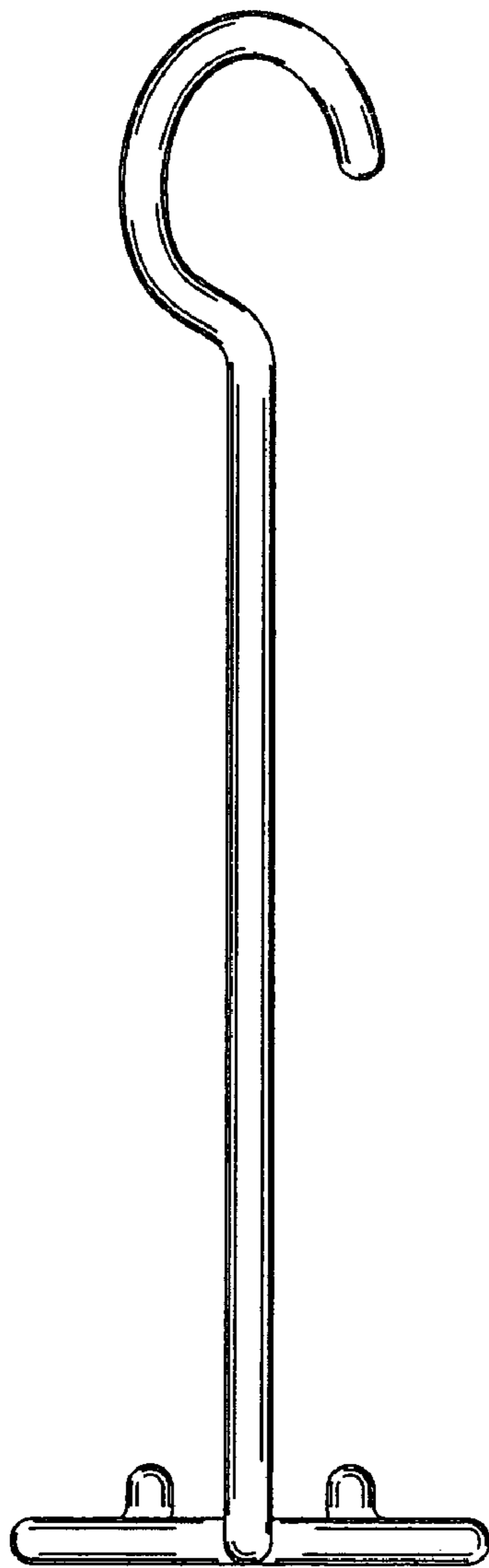


FIG. 4

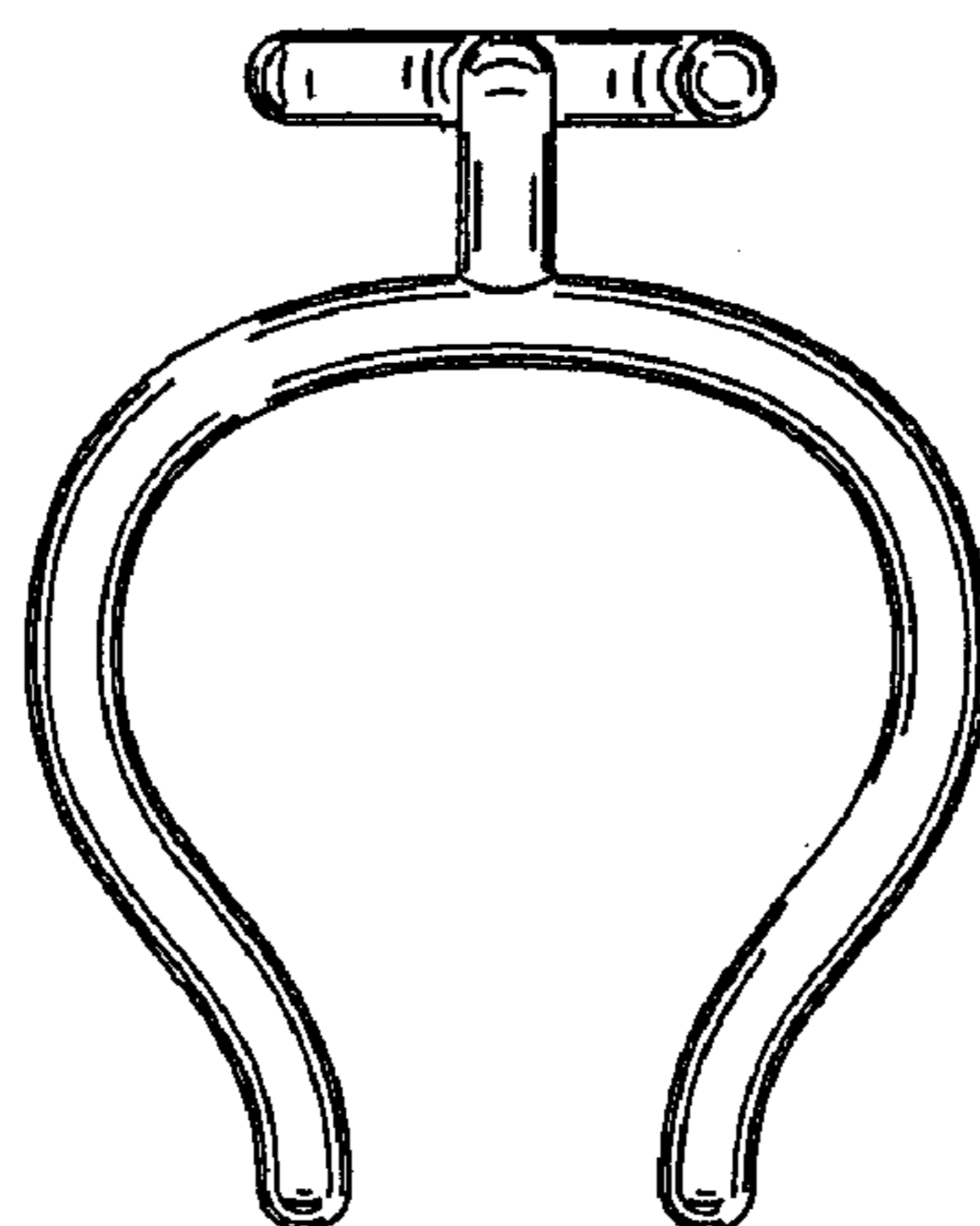


FIG. 5




FIG. 6




FIG. 7