



US00D560226S

(12) **United States Design Patent**  
**Jung et al.**

(10) **Patent No.:** **US D560,226 S**

(45) **Date of Patent:** **\*\* Jan. 22, 2008**

(54) **DISPLAY IMAGE FOR PORTABLE PHONE**

(75) Inventors: **Min-Hwa Jung**, Seoul (KR); **Soon-Ki Hong**, Seoul (KR); **Hee-Soo Byeon**, Goyang-si (KR); **Su-Jung Youn**, Seoul (KR)

(73) Assignee: **Samsung Electronics Co., Ltd.**, Suwon-Si (KR)

(\*\*) Term: **14 Years**

(21) Appl. No.: **29/257,557**

(22) Filed: **Apr. 7, 2006**

(30) **Foreign Application Priority Data**

Oct. 28, 2005 (KR) ..... 30-2005-0036483

(51) **LOC (8) Cl.** ..... **14-04**

(52) **U.S. Cl.** ..... **D14/486; D14/487**

(58) **Field of Classification Search** ..... **D14/485-495; D19/6; D20/11; 715/700-867, 973-977**  
See application file for complete search history.

(56) **References Cited**

**U.S. PATENT DOCUMENTS**

6,121,968	A *	9/2000	Arcuri et al. ....	715/825
6,188,406	B1 *	2/2001	Fong et al. ....	715/810
D445,426	S *	7/2001	Wang et al. ....	D14/486
D450,324	S *	11/2001	Istvan et al. ....	D14/486
D479,531	S *	9/2003	Yanagida ....	D14/486
D519,515	S *	4/2006	Mugura ....	D14/485
2004/0100479	A1 *	5/2004	Nakano et al. ....	345/700
2004/0109013	A1 *	6/2004	Goertz ....	345/702

2004/0119758	A1 *	6/2004	Grossman et al. ....	345/839
2004/0189716	A1 *	9/2004	Paoli et al. ....	345/853
2004/0261040	A1 *	12/2004	Radcliffe et al. ....	715/840
2005/0005249	A1 *	1/2005	Hill et al. ....	715/963
2005/0081155	A1 *	4/2005	Martin et al. ....	715/719
2005/0091609	A1 *	4/2005	Matthews et al. ....	715/804
2006/0053379	A1 *	3/2006	Henderson et al. ....	715/751

\* cited by examiner

*Primary Examiner*—Cathron C. Brooks

*Assistant Examiner*—Deanna Fleugeman

(74) *Attorney, Agent, or Firm*—Staas & Halsey LLP

(57) **CLAIM**

The ornamental design for the display image for portable phone, as shown and described.

**DESCRIPTION**

FIG. 1 is a perspective view of the display image for portable phone showing our design;

FIG. 2 is a front view thereof;

FIG. 3 is a rear view thereof;

FIG. 4 is a left side view thereof;

FIG. 5 is a right side view thereof;

FIG. 6 is a top plan view thereof;

FIG. 7 is a bottom plan view thereof; and,

FIG. 8 is a front enlarged view thereof.

The broken line showing of the portable phone is included for the purpose of illustrating environmental structure and forms no part of the claimed design.

**1 Claim, 7 Drawing Sheets**






FIG. 1

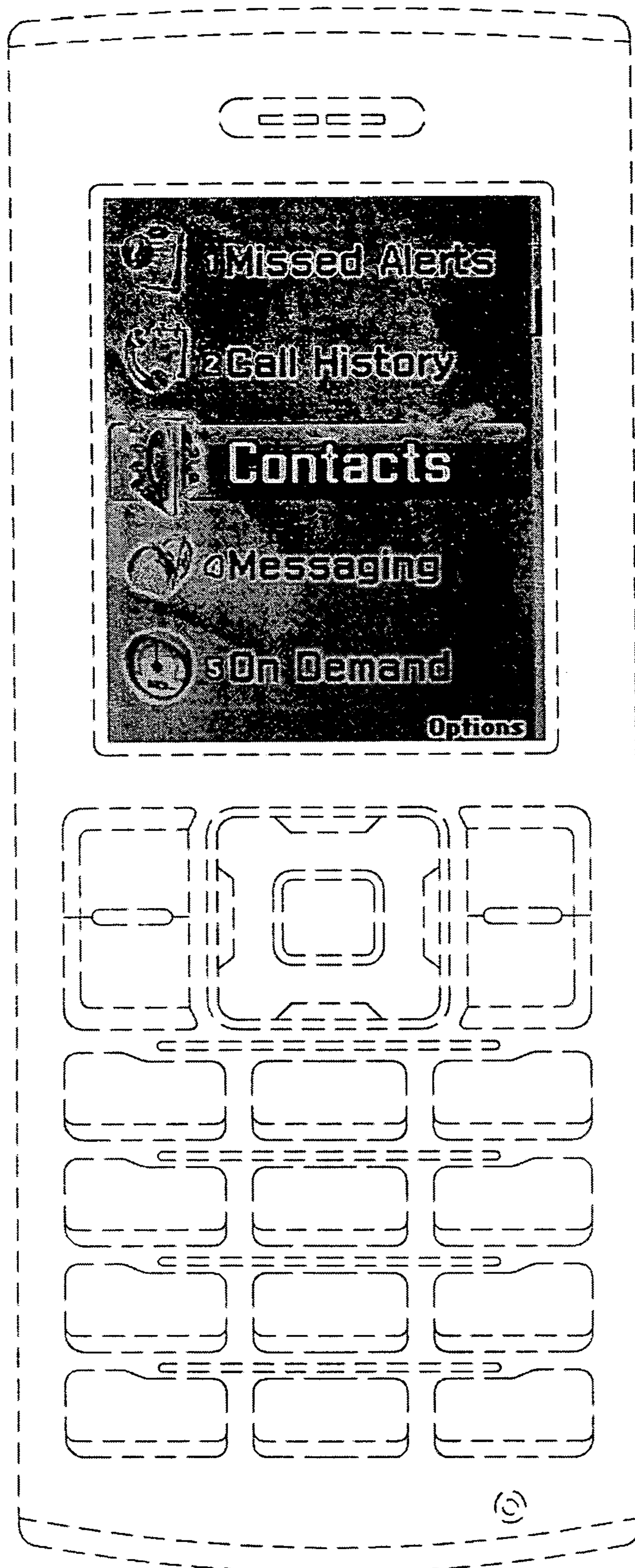


FIG. 2

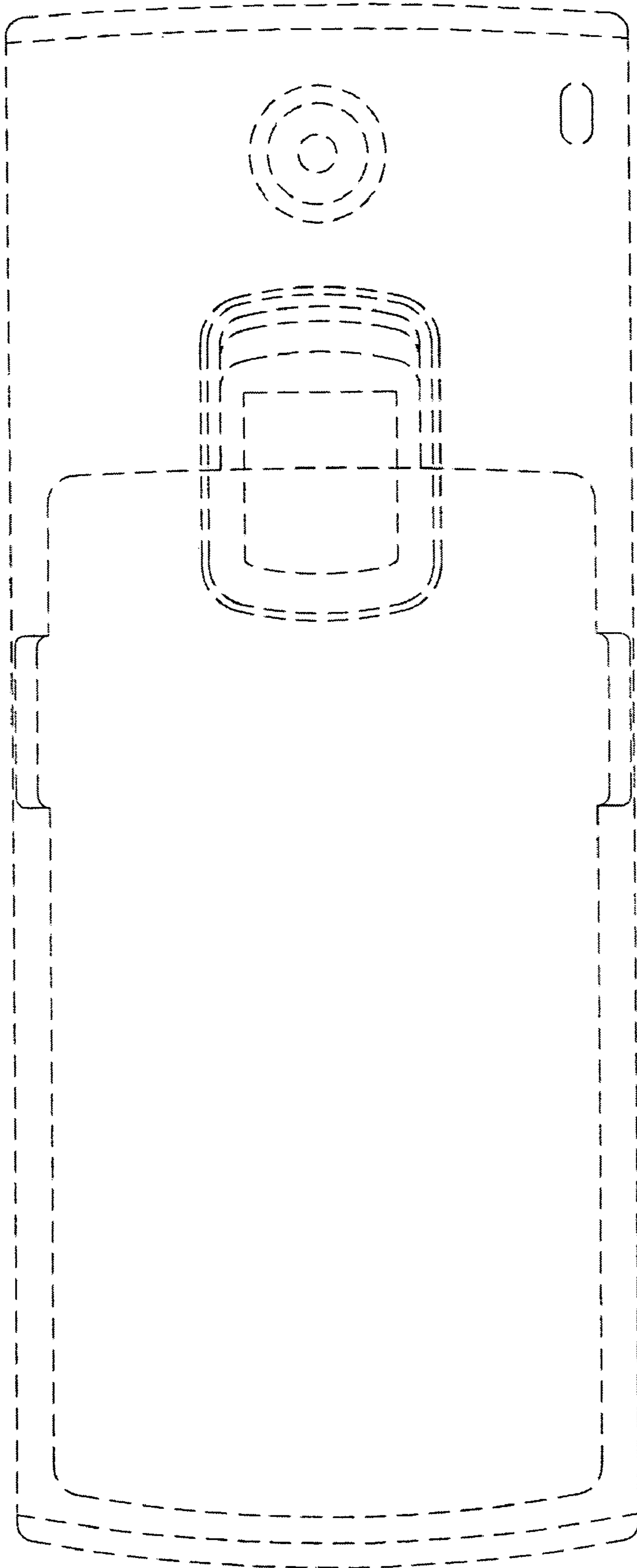


FIG. 3


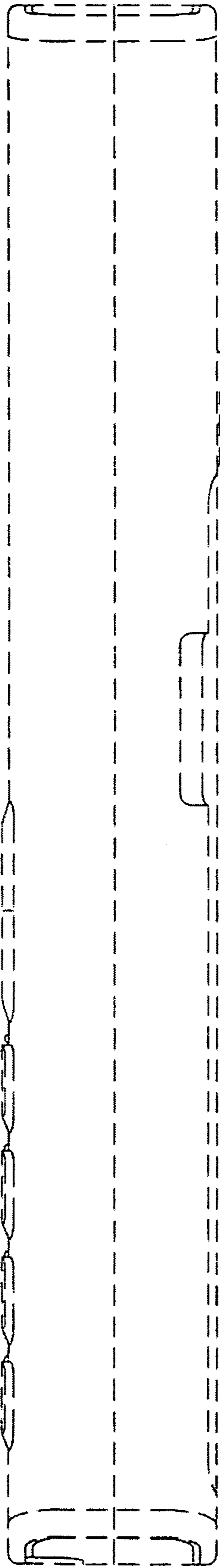




FIG. 4



**FIG. 5**



**FIG. 6**



**FIG. 7**

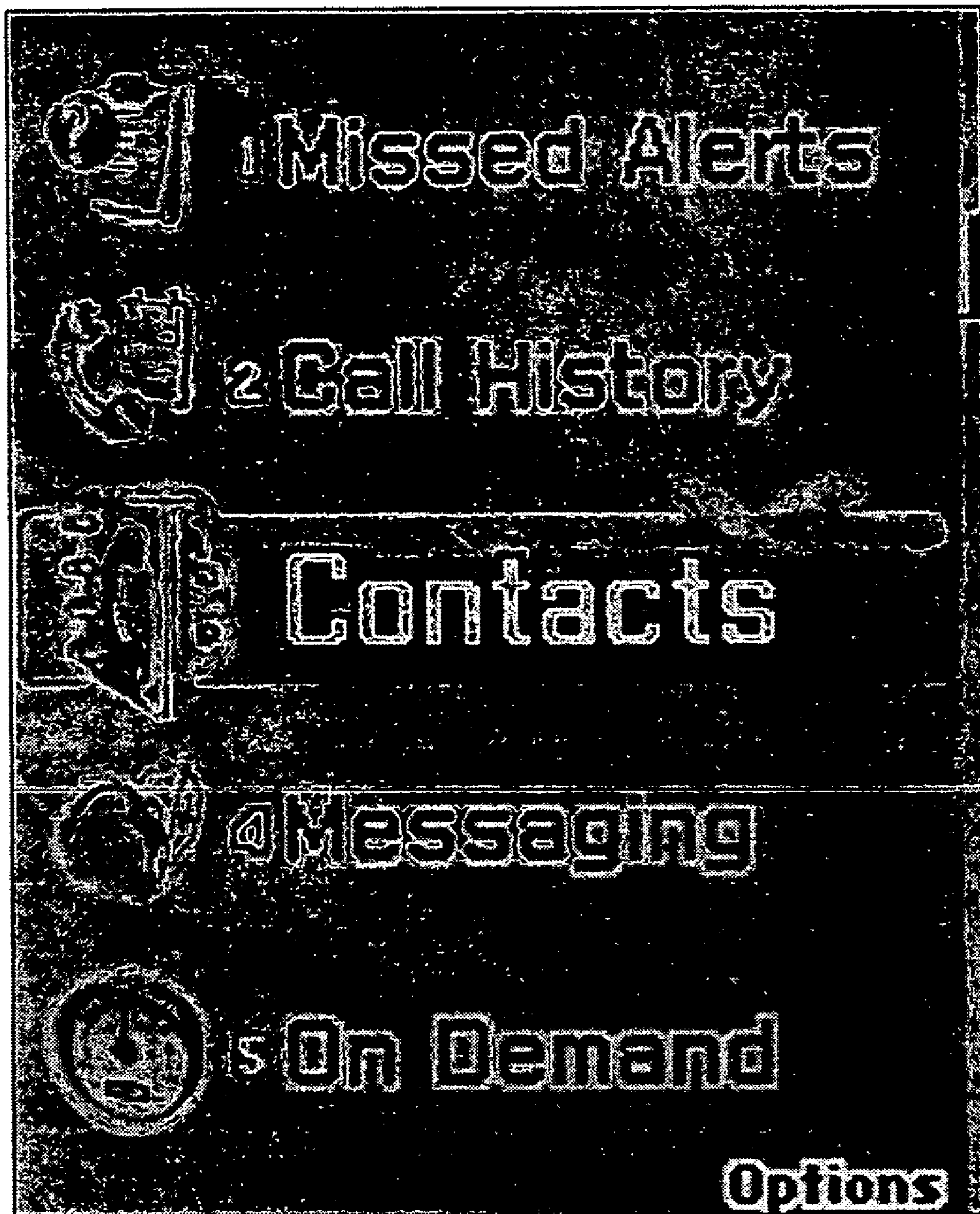


FIG. 8