



US00D560225S

(12) **United States Design Patent**  
**Park et al.**

(10) **Patent No.:** **US D560,225 S**  
(45) **Date of Patent:** **\*\* Jan. 22, 2008**

(54) **TELEPHONE WITH VIDEO DISPLAY**

(75) Inventors: **Yi Sak Park**, Seoul (KR); **Ji Hoon Kim**, Seoul (KR); **Yeon Hee Hong**, Seoul (KR)

(73) Assignee: **Samsung Electronics Co., Ltd.**, Suwon-Si (KR)

(\*\*) Term: **14 Years**

(21) Appl. No.: **29/267,504**

(22) Filed: **Oct. 17, 2006**

(30) **Foreign Application Priority Data**

Apr. 17, 2006 (KR) ..... 30-2006-0014263

(51) **LOC (8) Cl.** ..... **14-04**

(52) **U.S. Cl.** ..... **D14/485**

(58) **Field of Classification Search** ..... D14/485-495;  
715/505, 509, 700, 703, 712, 715, 718, 719,  
715/726, 730, 732, 739, 748, 757, 759, 762,  
715/763, 768, 776, 779, 781, 808, 809, 810,  
715/811, 812, 813, 814, 815, 816, 817, 818,  
715/819, 820, 821, 822, 823, 824, 825, 826,  
715/828, 829, 835, 836, 837, 838, 839, 840,  
715/841, 842, 843, 844, 845, 846, 847, 848,  
715/849, 850, 861, 864, 866, 867, 908, 961;  
715/962, 963, 970.1, 976, 977; 345/420,  
345/426, 427, 628, 646, 902, 949, 953, 955;  
D10/15, 22, 39, 126; 368/15, 16, 17, 18  
See application file for complete search history.

(56) **References Cited**

**U.S. PATENT DOCUMENTS**

508,467 A \* 11/1893 Clark ..... 368/18  
4,684,260 A \* 8/1987 Jackle ..... 368/16  
4,759,002 A \* 7/1988 Cash ..... 368/15

D302,133 S \* 7/1989 Woomer ..... D10/39  
4,881,213 A \* 11/1989 Zaslowsky ..... 368/15  
D324,826 S \* 3/1992 Aulenti ..... D10/30  
5,253,225 A \* 10/1993 Vaucher ..... 368/20  
D343,127 S \* 1/1994 Chen et al. .... D10/39  
D532,017 S \* 11/2006 Gusmorino et al. .... D14/492  
D547,211 S \* 7/2007 Dias ..... D10/39  
2003/0189875 A1 \* 10/2003 Wilmouth ..... 368/17  
2006/0015818 A1 \* 1/2006 Chaudhri et al. .... 715/779

\* cited by examiner

*Primary Examiner*—Cathron Brooks

*Assistant Examiner*—Angela J Lee

(74) *Attorney, Agent, or Firm*—Staas & Halsey LLP

(57) **CLAIM**

The ornamental design for the telephone with video display, as shown and described.

**DESCRIPTION**

FIG. 1 is a perspective view of a first embodiment of a telephone with video display;

FIG. 2 is a front view of the telephone with video display of FIG. 1;

FIG. 3 is a top plan view of the telephone with video display of FIG. 1;

FIG. 4 is an enlarged partial front view thereof; and,

FIG. 5 is an enlarged partial front view of a second embodiment of the telephone with video display, the only difference being that FIG. 5 shows a morning screen, whereas FIG. 4 shows an evening screen, it being understood that all other aspects are the same as those of the first embodiment.

The broken line showing of the telephone is included for the purpose of illustrating portions of the article and forms no part of the claimed design.

**1 Claim, 5 Drawing Sheets**




FIG. 1

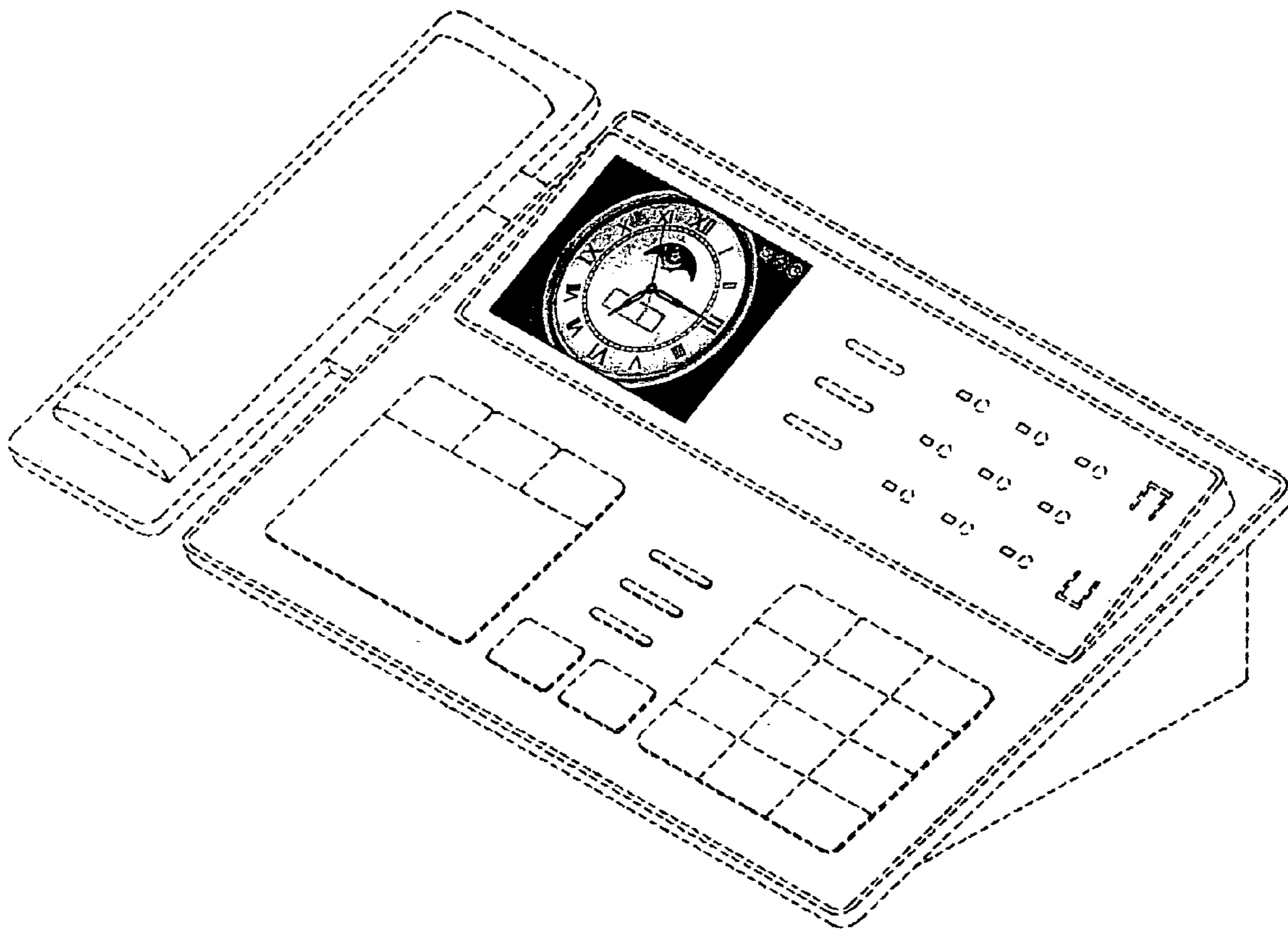


FIG. 2




FIG. 3

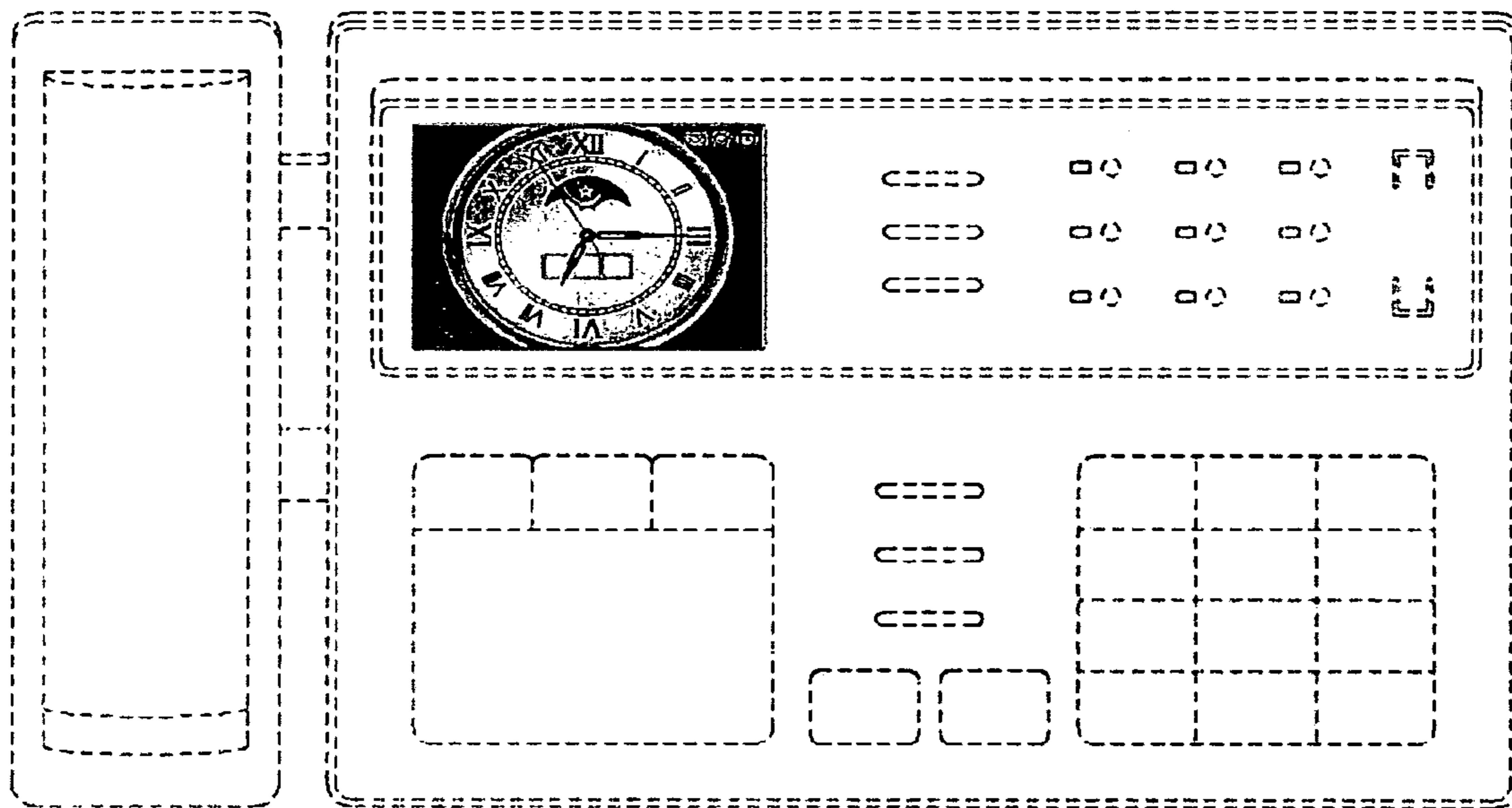


FIG. 4




FIG. 5

