



US00D560224S

(12) **United States Design Patent**  
**Park et al.**

(10) **Patent No.:** **US D560,224 S**  
(45) **Date of Patent:** **\*\* Jan. 22, 2008**

(54) **TELEPHONE WITH VIDEO DISPLAY**

(75) Inventors: **Yi Sak Park**, Seoul (KR); **Ji Hoon Kim**, Seoul (KR); **Yeon Hee Hong**, Seoul (KR)

(73) Assignee: **Samsung Electronics Co., Ltd.**, Suwon-Si (KR)

(\*\*) Term: **14 Years**

(21) Appl. No.: **29/267,444**

(22) Filed: **Oct. 16, 2006**

(30) **Foreign Application Priority Data**

Apr. 17, 2006 (KR) ..... 30-2006-0014264

(51) **LOC (8) Cl.** ..... **14-04**

(52) **U.S. Cl.** ..... **D14/485**

(58) **Field of Classification Search** ..... D14/485-495;  
715/505, 509, 700, 703, 712, 715, 718, 719,  
715/726, 730, 732, 739, 748, 757, 759, 762,  
715/763, 768, 776, 779, 781, 808, 809, 810,  
715/811, 812, 813, 814, 815, 816, 817, 818,  
715/819, 820, 821, 822, 823, 824, 825, 826,  
715/828, 829, 835, 836, 837, 838, 839, 840,  
715/841, 842, 843, 844, 845, 846, 847, 848,  
715/849, 850, 861, 864, 866, 867, 908; 715/961,  
715/962, 963, 970.1, 976, 977; 345/420,  
345/426, 427, 628, 646, 902, 949, 953, 955;  
D10/15, 22, 39, 126

See application file for complete search history.

(56) **References Cited**

**U.S. PATENT DOCUMENTS**

5,634,100 A \* 5/1997 Capps ..... 705/9  
6,414,907 B1 \* 7/2002 Pennington ..... 368/10  
D467,508 S \* 12/2002 Kwok ..... D10/15

6,661,438 B1 \* 12/2003 Shiraishi et al. .... 715/835  
D497,315 S \* 10/2004 Hsu ..... D10/15  
6,903,743 B2 \* 6/2005 Ng ..... 345/473  
D512,723 S \* 12/2005 Wirz ..... D14/485  
7,068,569 B2 \* 6/2006 Dutkiewicz ..... 368/10  
D547,204 S \* 7/2007 Bhavnani ..... D10/15  
2004/0075701 A1 \* 4/2004 Ng ..... 345/867  
2005/0166147 A1 \* 7/2005 Stein ..... 715/700  
2007/0018957 A1 \* 1/2007 Seo ..... 345/156

\* cited by examiner

*Primary Examiner*—Cathron Brooks

*Assistant Examiner*—Angela J Lee

(74) *Attorney, Agent, or Firm*—Staas & Halsey LLP

(57) **CLAIM**

The ornamental design for the telephone with video display, as shown and described.

**DESCRIPTION**

FIG. 1 is a perspective view of a telephone with video display;

FIG. 2 is a front view of the telephone with video display of FIG. 1;

FIG. 3 is a top plan view of the telephone with video display of FIG. 1; and,

FIG. 4 is an enlarged front view of the telephone with video display of FIG. 1.

The broken line showing of the telephone and areas of the image is included for the purpose of illustrating portions of the article and forms no part of the claimed design. The broken line outline of the time “12:35 PM” included in FIGS. 1-3 is too small to be seen, but is shown in the enlarged view FIG. 4. The time “12:35 PM” is shown in FIGS. 1-4 in broken line and forms no part of the claimed design.

**1 Claim, 4 Drawing Sheets**

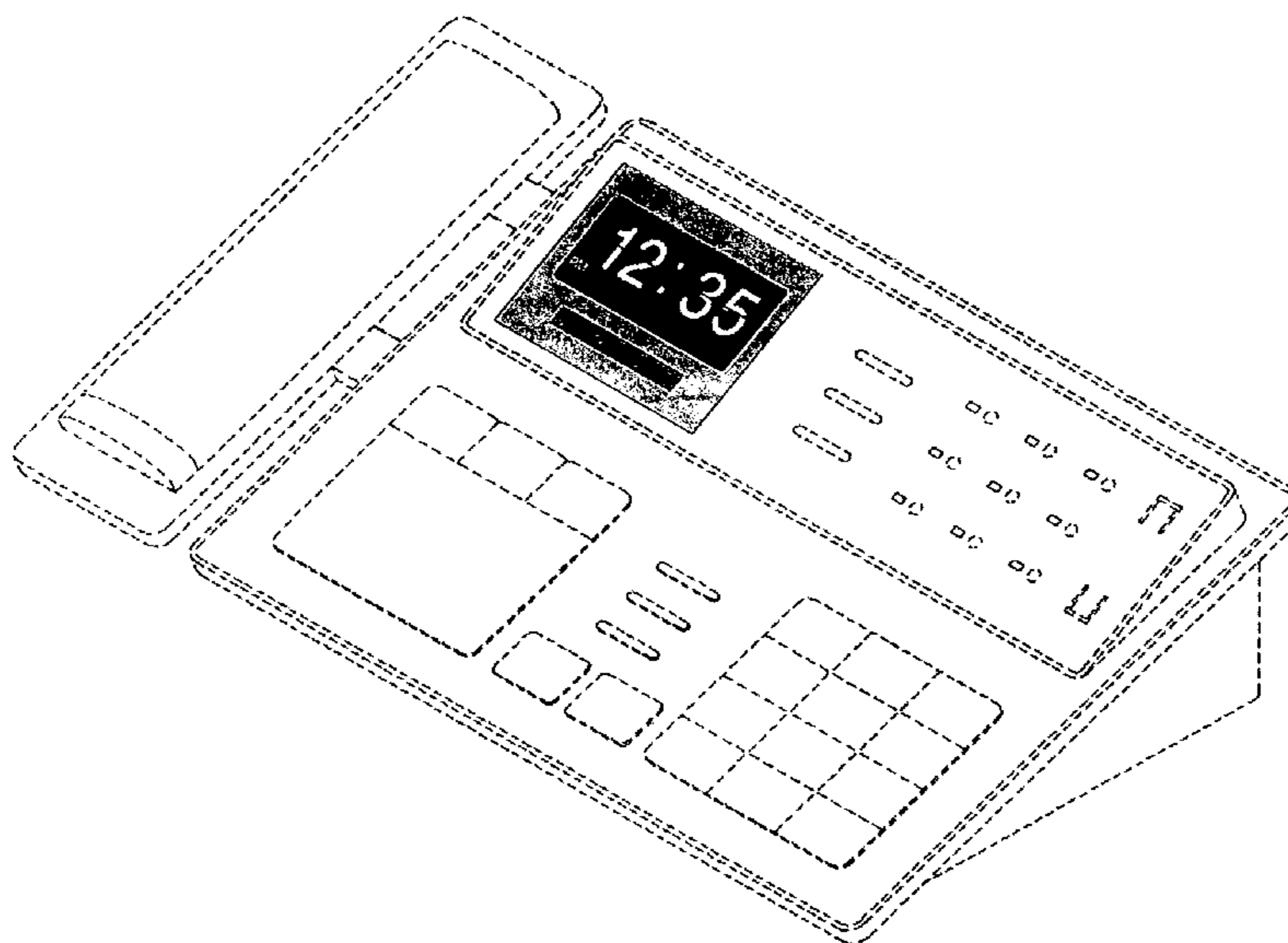


FIG. 1

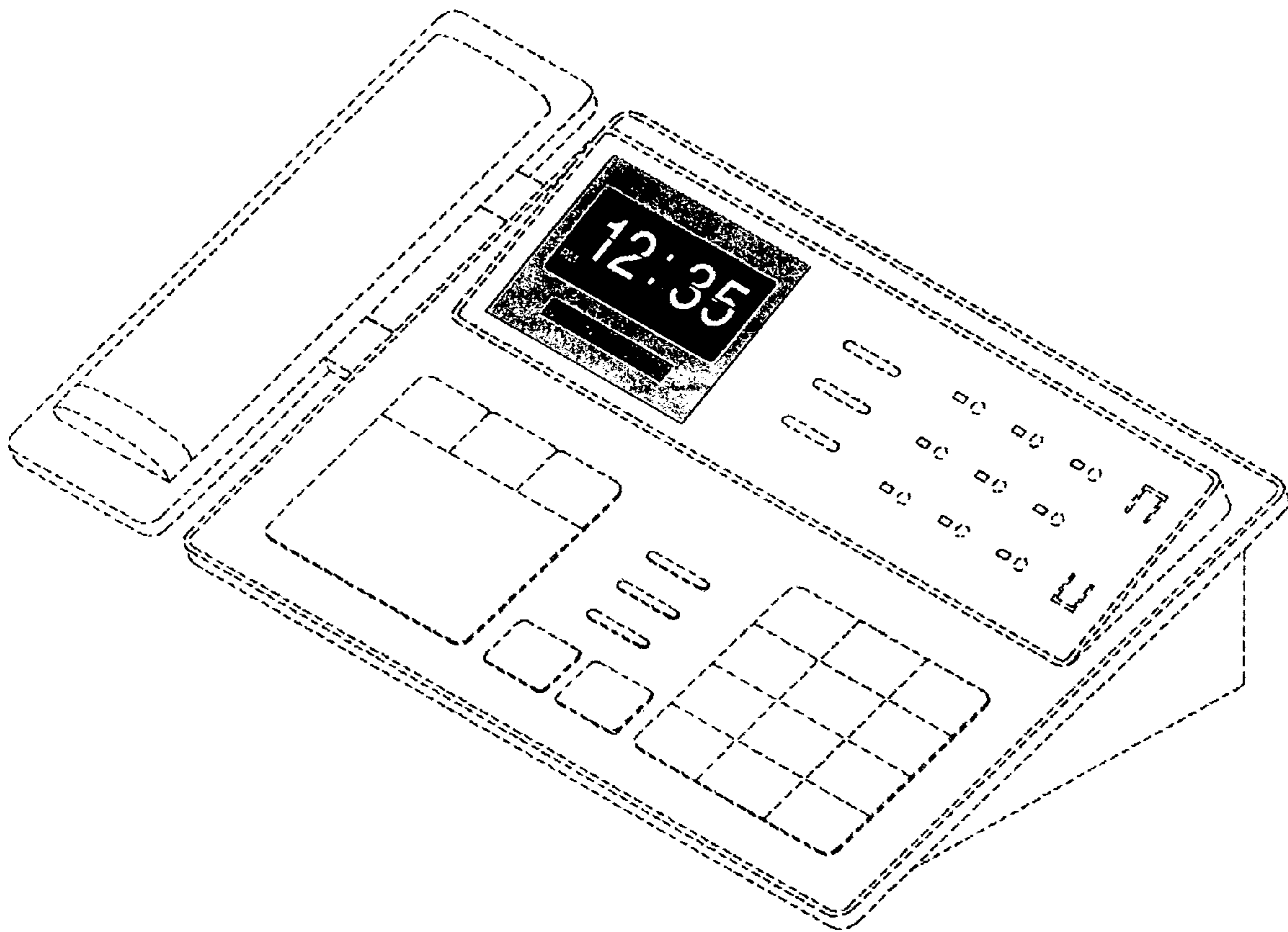


FIG. 2

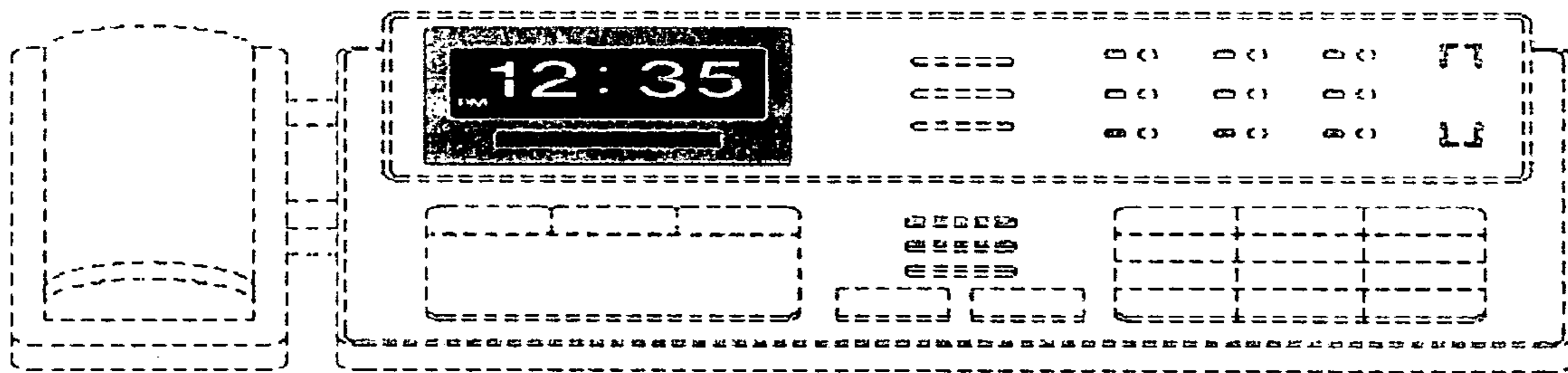


FIG. 3

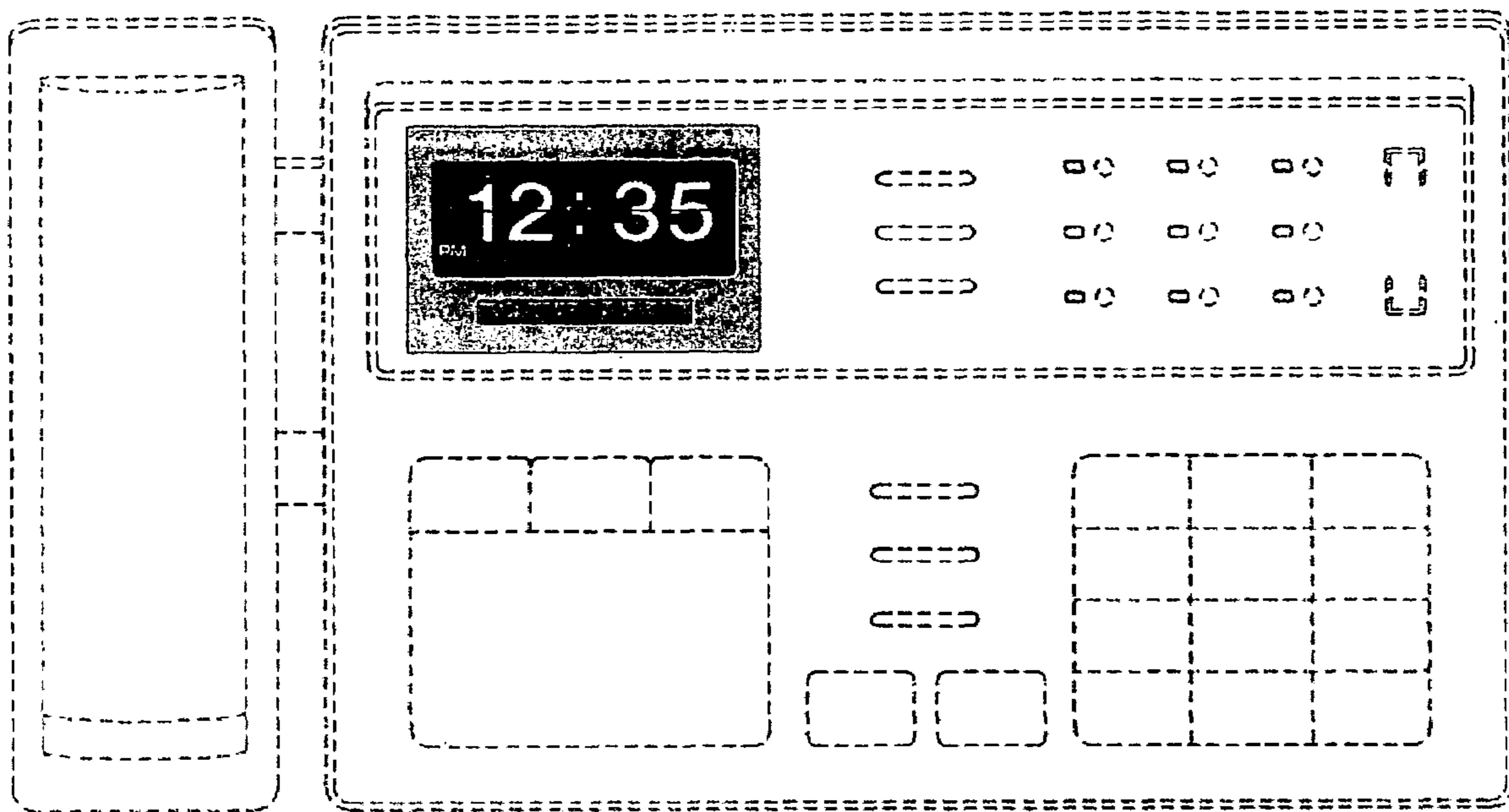




FIG. 4

