

US00D560218S

(12) **United States Design Patent**
Corley

(10) **Patent No.:** **US D560,218 S**
(45) **Date of Patent:** **** Jan. 22, 2008**

(54) **HANDHELD ELECTRONIC DEVICE**

(75) Inventor: **Cortez Corley, Waterloo (CA)**

(73) Assignee: **Research In Motion Limited,**
Waterloo, Ontario (CA)

(**) Term: **14 Years**

(21) Appl. No.: **29/238,278**

(22) Filed: **Sep. 13, 2005**

(51) **LOC (8) Cl.** **14-02**

(52) **U.S. Cl.** **D14/346**

(58) **Field of Classification Search** D14/341-346,
D14/138; D18/1, 2, 7, 11; 235/145 A, 145 R;
341/22, 23; 345/156, 168, 169, 172, 173;
349/12; 361/680-686; 400/485; 434/323
See application file for complete search history.

(56) **References Cited**

U.S. PATENT DOCUMENTS

D432,511 S *	10/2000	Eckholm	D14/138
D490,422 S *	5/2004	Iwama et al.	D14/346
D509,215 S *	9/2005	Han et al.	D14/343

* cited by examiner

Primary Examiner—Freda S Nunn

(74) *Attorney, Agent, or Firm*—Brij K. Agarwal; Eckert
Seamans Cherin & Mellott, LLC

(57) **CLAIM**

The ornamental design for a handheld electronic device, as
shown and described.

DESCRIPTION

FIG. 1 is a perspective view of a handheld electronic device
depicting my new design;

FIG. 2 is another perspective view thereof;

FIG. 3 is a front elevational view thereof;

FIG. 4 is a left side elevational view thereof;

FIG. 5 is a right side elevational view thereof;


FIG. 6 is a rear elevational view thereof;

FIG. 7 is a top plan view thereof; and,

FIG. 8 is a bottom plan view thereof.

The broken lines shown in the drawings are for illustrative
purposes only and form no part of the claimed design.

1 Claim, 6 Drawing Sheets






FIG. 1



FIG. 2




FIG. 3

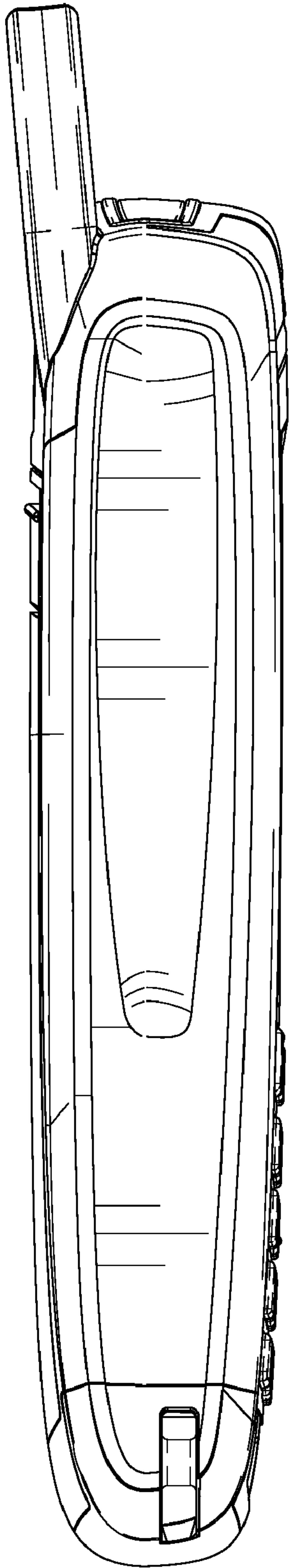


FIG. 4

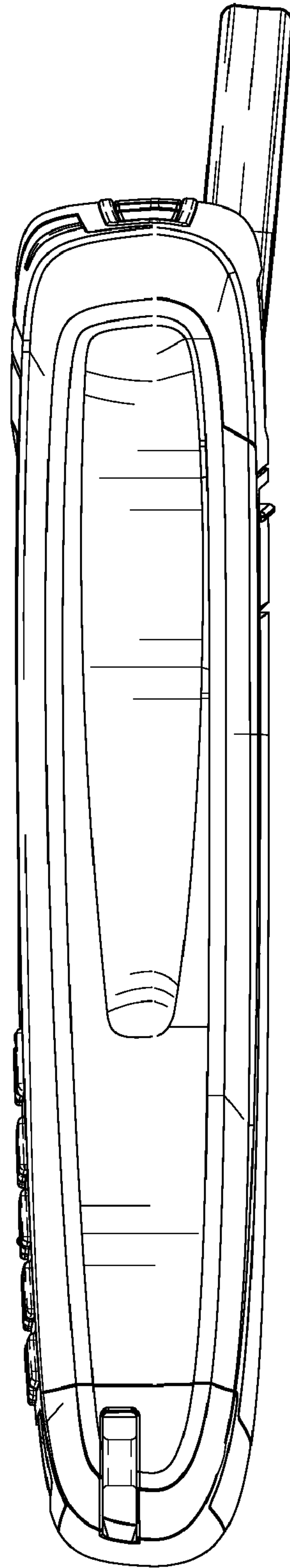


FIG. 5




FIG. 6

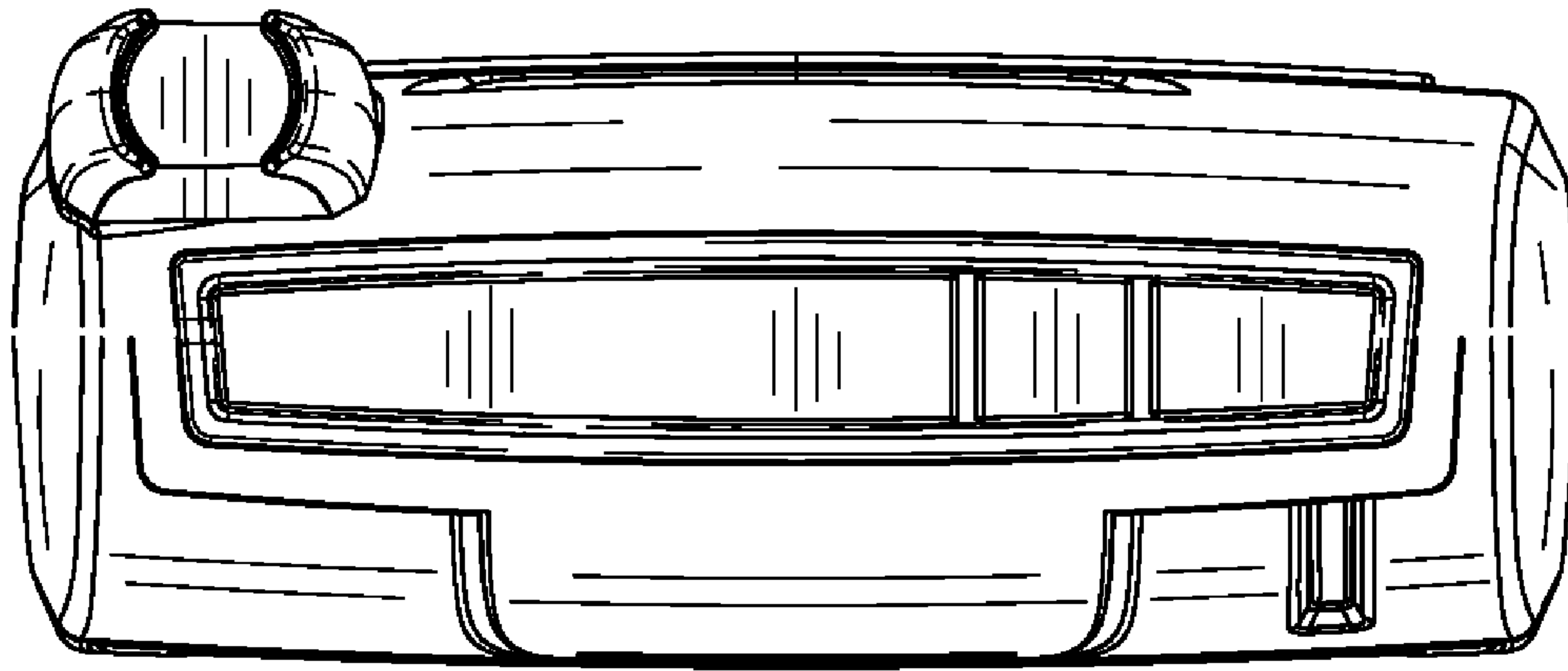


FIG. 7

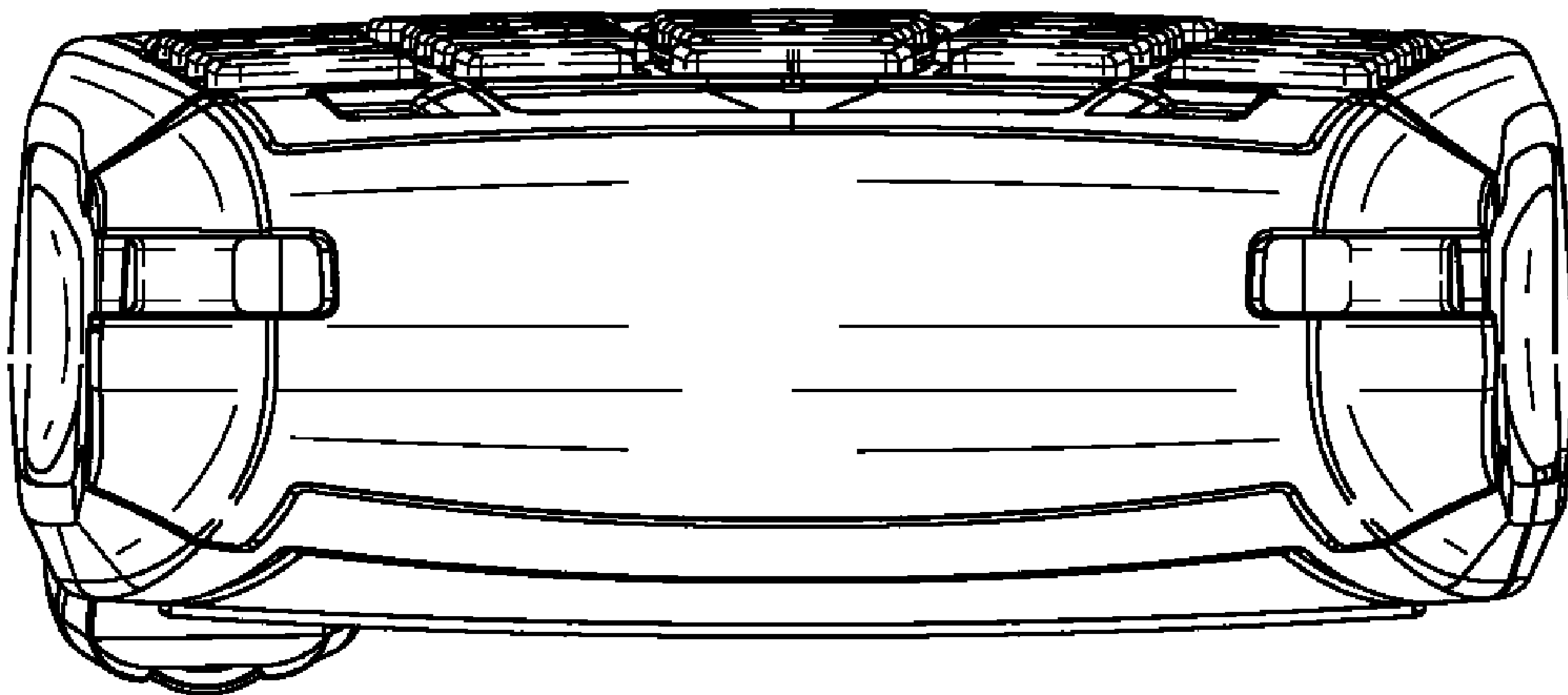


FIG. 8