



US00D560213S

(12) **United States Design Patent**
Inaba et al.

(10) **Patent No.:** **US D560,213 S**
(45) **Date of Patent:** **** Jan. 22, 2008**

(54) **DIAPHRAGM FOR SPEAKER**

FOREIGN PATENT DOCUMENTS

(75) Inventors: **Atsushi Inaba**, Kadoma (JP); **Hiroyuki Takewa**, Kadoma (JP)

JP D1256587 11/2005

* cited by examiner

(73) Assignee: **Matsushita Electric Industrial Co., Ltd.**, Osaka (JP)

Primary Examiner—Nanda Bondade
(74) *Attorney, Agent, or Firm*—Brinks Hofer Gilson & Lione

(**) Term: **14 Years**

(21) Appl. No.: **29/263,525**

(57) **CLAIM**

(22) Filed: **Jul. 25, 2006**

We claim the ornamental design for a diaphragm for speaker, as shown and described.

(30) **Foreign Application Priority Data**

DESCRIPTION

Mar. 14, 2006 (JP) 2006-006409

(51) **LOC (8) Cl.** **14-01**

(52) **U.S. Cl.** **D14/222**

(58) **Field of Classification Search** D14/204,
D14/209–216, 219–222; 181/143–144, 147–148,
181/150, 157, 198–199, 151, 153; 381/300–302,
381/306, 333, 345, 361–364, 386–388, 332,
381/336

See application file for complete search history.

FIG. 1 is a top perspective view of a diaphragm for speaker of the present invention;

FIG. 2 is a rear perspective view thereof;

FIG. 3 is a top view thereof;

FIG. 4 is a front view thereof;

FIG. 5 is a bottom view thereof;

FIG. 6 is a rear view thereof

FIG. 7 is a first side view thereof;

FIG. 8 is a second side view thereof;

FIG. 9 is an enlarged sectional view thereof taken along the line 9—9 of FIG. 4;

FIG. 10 is a cross-section view taken along the line 10—10 of FIG. 4; and,

FIG. 11 is a cross-section view taken along the line 11—11 of FIG. 4.

(56) **References Cited**

U.S. PATENT DOCUMENTS

D137,603 S * 4/1944 Mee et al. D14/215
D276,044 S * 10/1984 Kawachi D14/214
D278,530 S * 4/1985 Takagi D14/214
D425,900 S * 5/2000 Chu D14/219

1 Claim, 4 Drawing Sheets

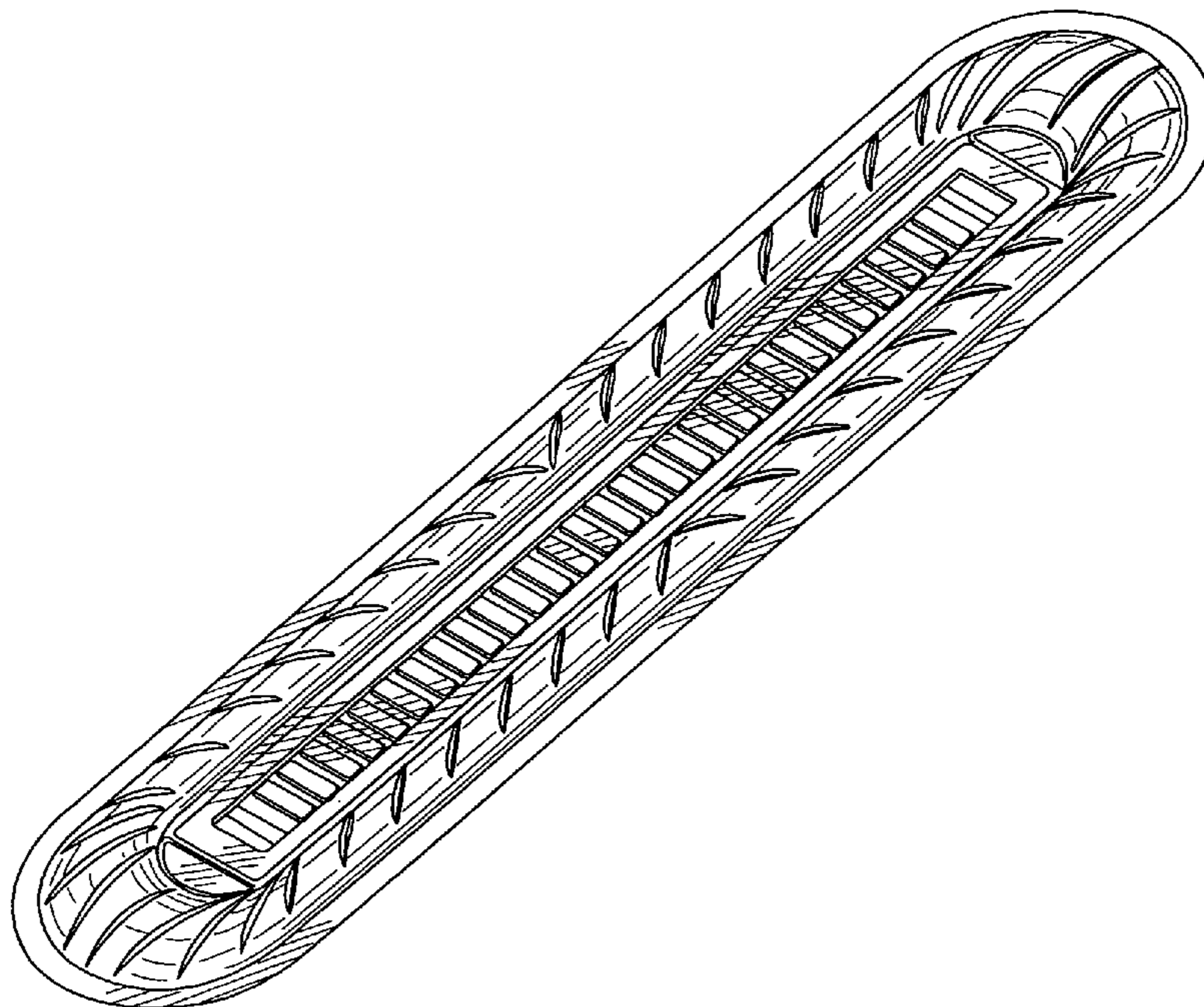


FIG.1

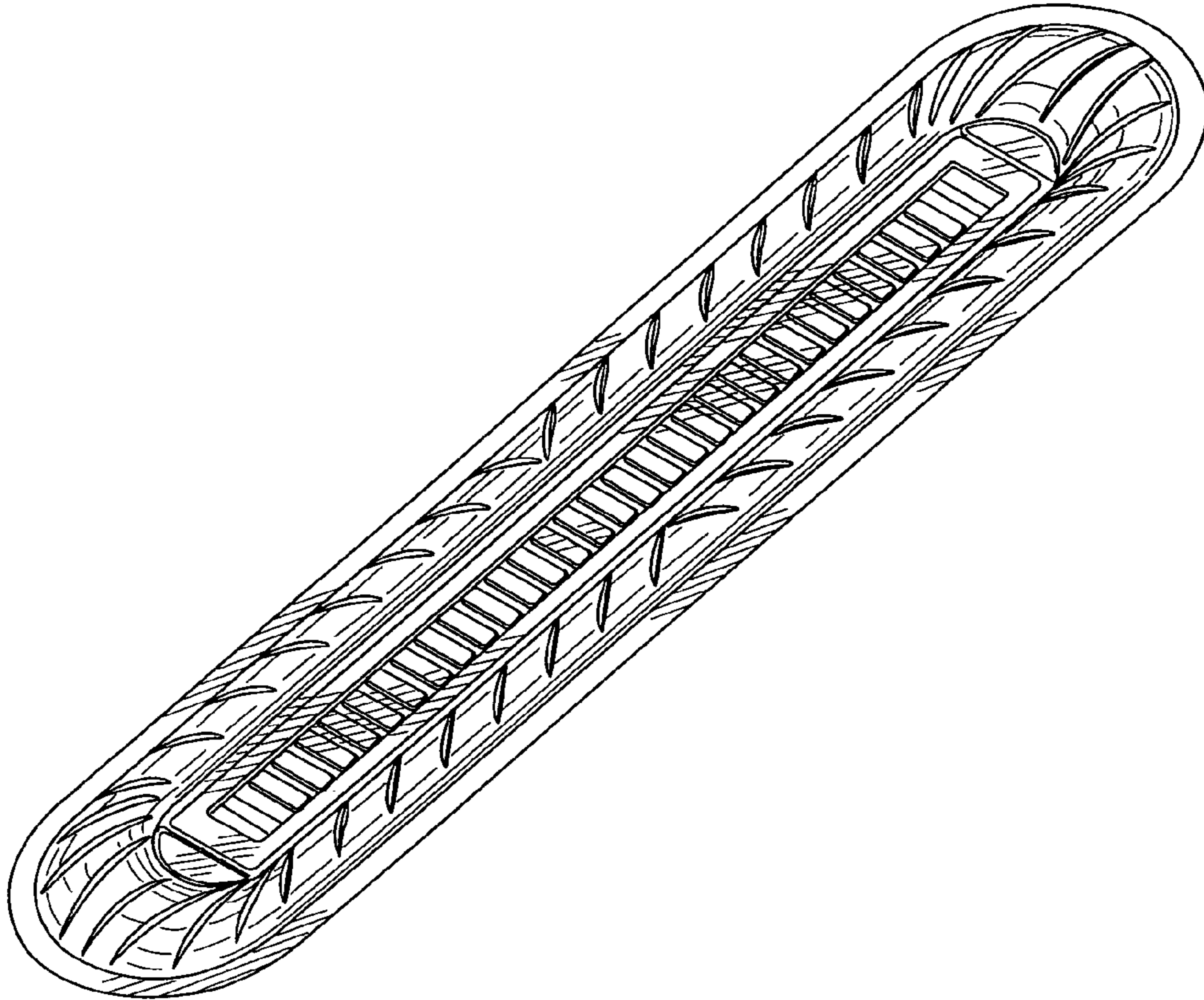


FIG.2

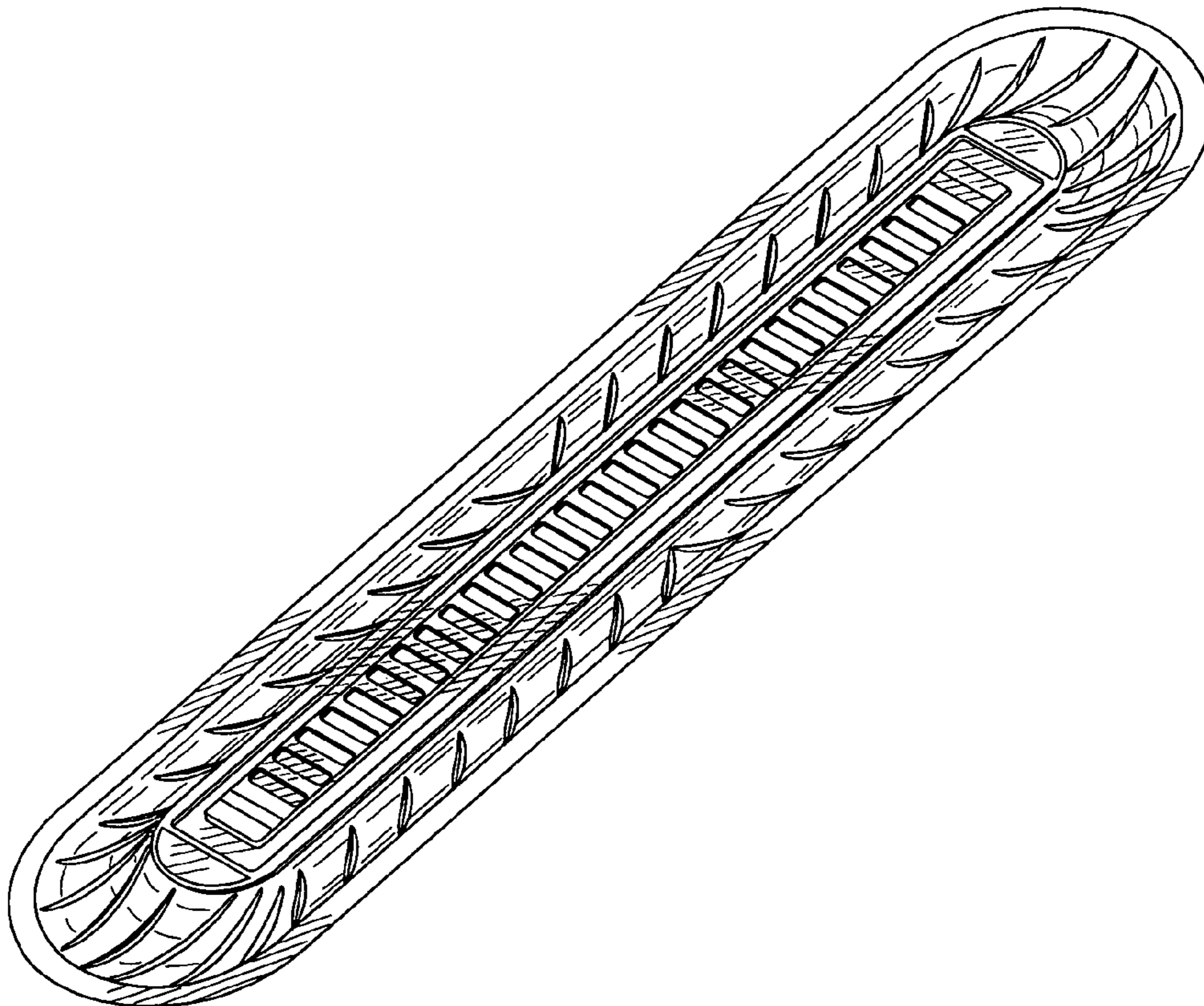


FIG.3

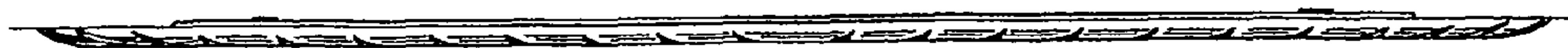


FIG.4

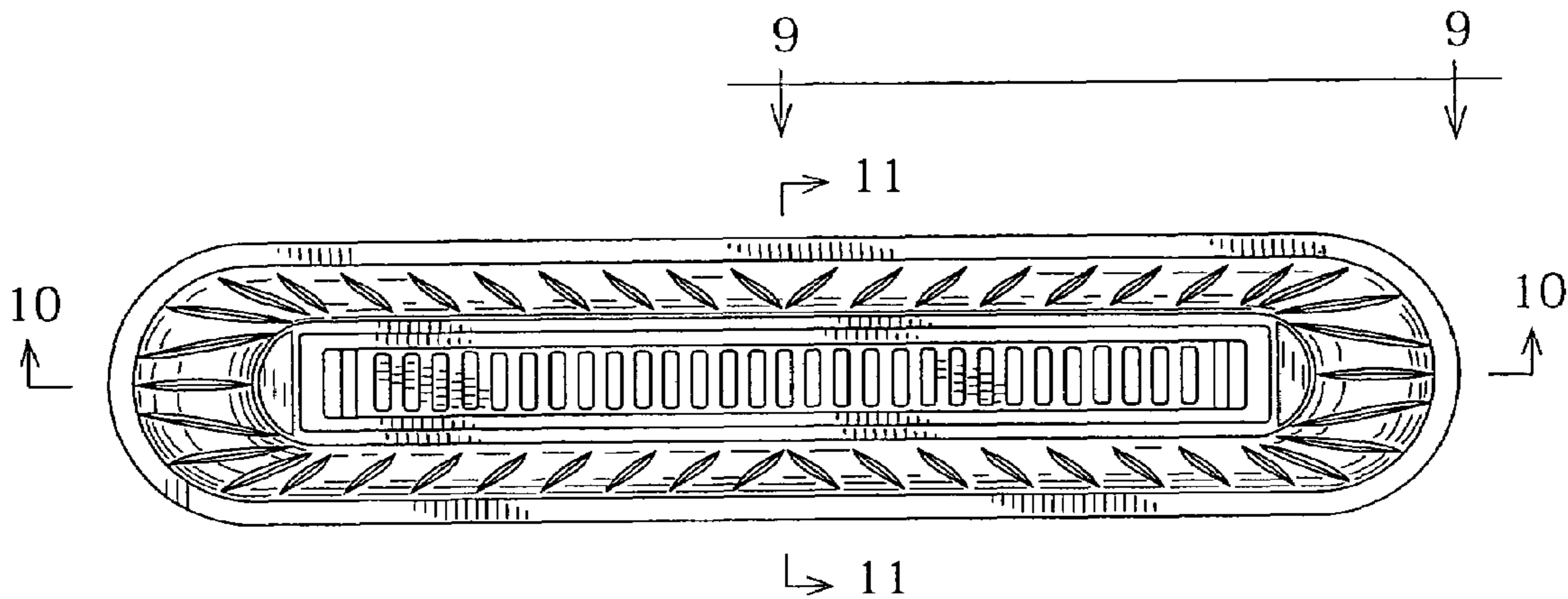


FIG.5




FIG.6

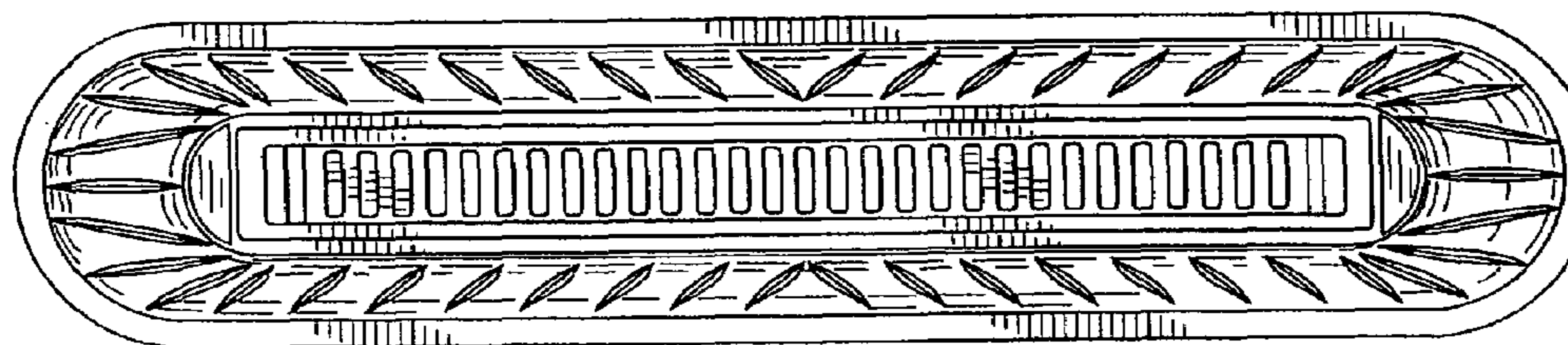


FIG.7



FIG.8



FIG.9

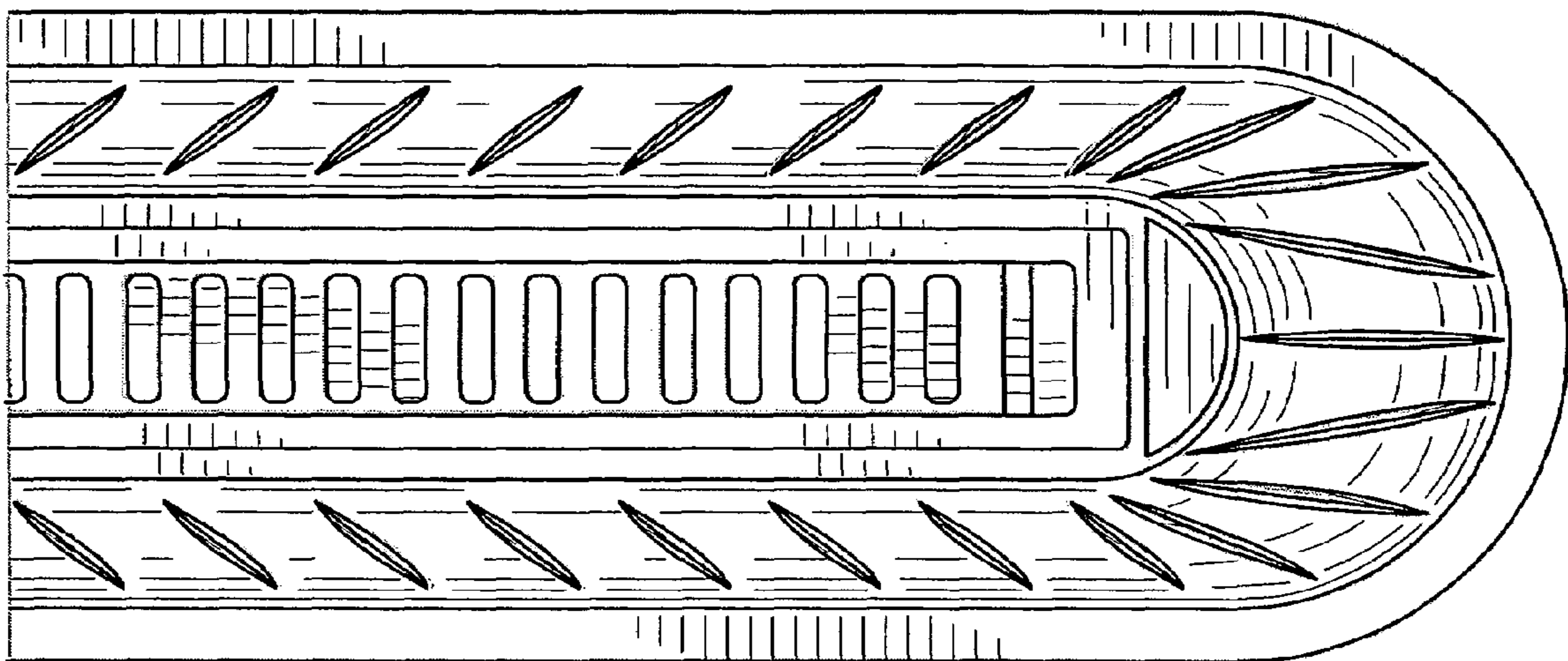


FIG. 10



FIG. 11

