



US00D560195S

(12) **United States Design Patent** (10) **Patent No.:** **US D560,195 S**
Moon et al. (45) **Date of Patent:** **** Jan. 22, 2008**

(54) **CELLULAR PHONE**

2003/0064688 A1* 4/2003 Mizuta et al. 455/90
2005/0202856 A1* 9/2005 Park et al. 455/575.1

(75) Inventors: **Yeo-Jin Moon**, Gwang-si (KR);
Chang-Soo Lee, Incheon (KR);
Joon-Suh Kim, Anyang-si (KR)

OTHER PUBLICATIONS

Qtek S100, announced 2004 4th Quarter, (online) (Retrieved Aug. 9, 2007), Internet URL <http://www.gsmarena.com>.*

(73) Assignee: **Samsung Electronics Co., Ltd.**,
Suwon-Si (KR)

* cited by examiner

(**) Term: **14 Years**

Primary Examiner—Terry A Wallace

(74) *Attorney, Agent, or Firm*—Staas & Halsey LLP

(21) Appl. No.: **29/270,460**

(57) **CLAIM**

(22) Filed: **Dec. 26, 2006**

The ornamental design for a cellular phone, as shown and described.

(51) **LOC (8) Cl.** **14-03**

(52) **U.S. Cl.** **D14/138**

(58) **Field of Classification Search** D14/137,
D14/138, 147–151, 218, 144, 247, 248, 341–347;
455/550.1–90.3; 379/433.01–433.13; 361/814;
348/14.02

DESCRIPTION

See application file for complete search history.

FIG. 1 is a perspective view of a cellular phone according to our new design;

FIG. 2 is a front elevational view thereof;

FIG. 3 is a rear elevational view thereof;

FIG. 4 is a left side elevational view thereof;

FIG. 5 is a right side elevational view thereof;

FIG. 6 is a top plan view thereof; and,

FIG. 7 is a bottom plan view thereof.

The surface(s) or portion(s) of the article not shown in the drawing or described in the specification form(s) no part of the claimed design.

(56) **References Cited**

U.S. PATENT DOCUMENTS

D480,697 S *	10/2003	Lee et al.	D14/138
D526,300 S *	8/2006	Lee	D14/138
D529,471 S *	10/2006	Park	D14/138
D534,145 S *	12/2006	Lhem	D14/138
D534,518 S *	1/2007	Choi et al.	D14/138
D534,890 S *	1/2007	Kim	D14/138
2002/0102946 A1 *	8/2002	SanGiovanni	455/90

1 Claim, 7 Drawing Sheets

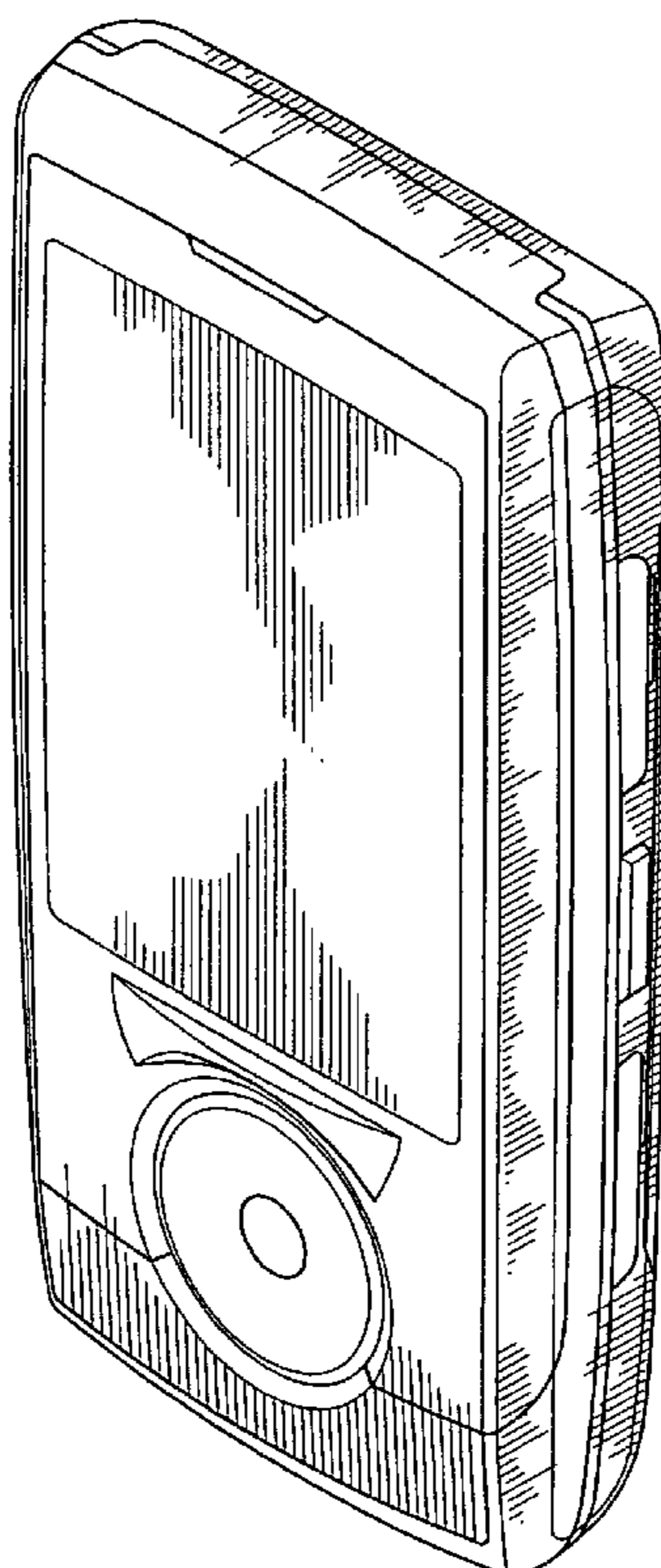


FIG. 1

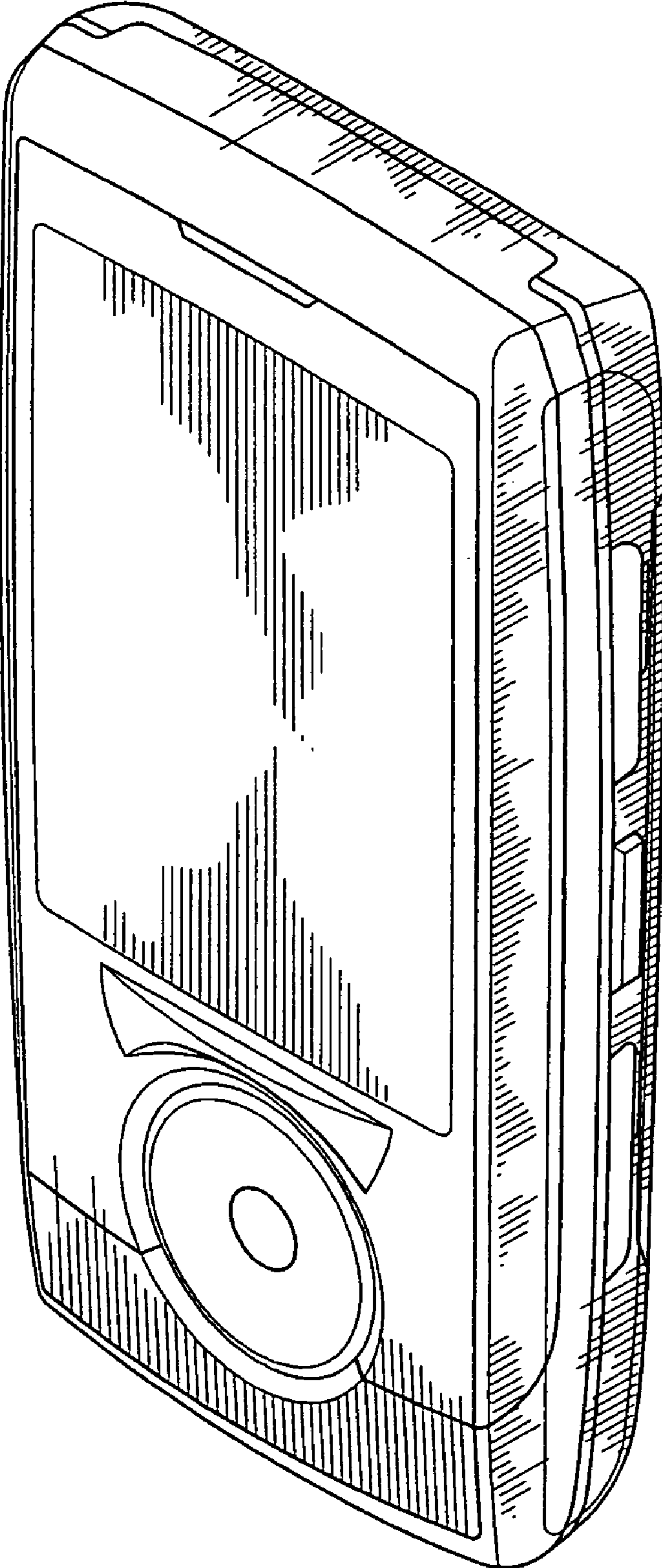


FIG. 2




FIG. 3

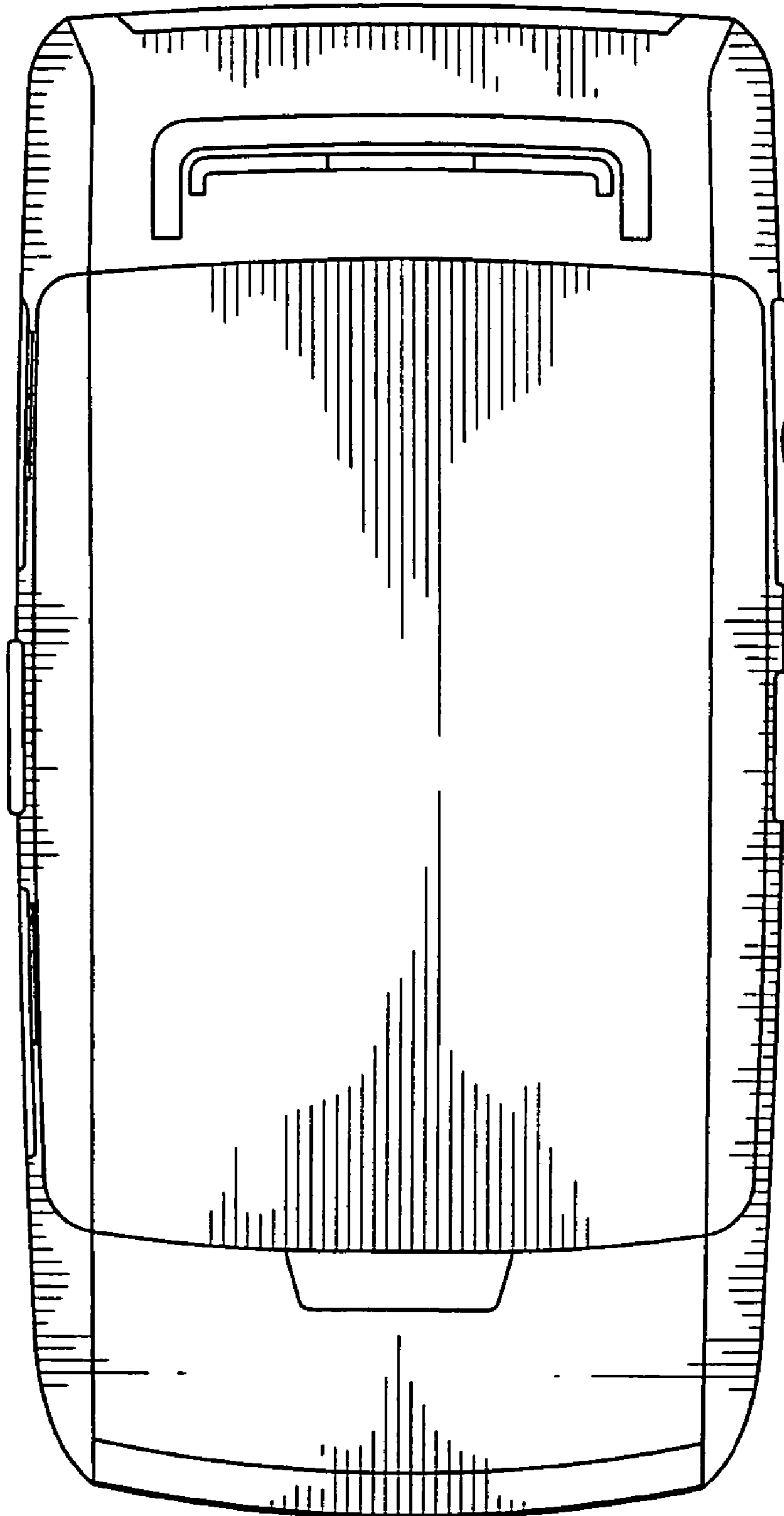


FIG. 4

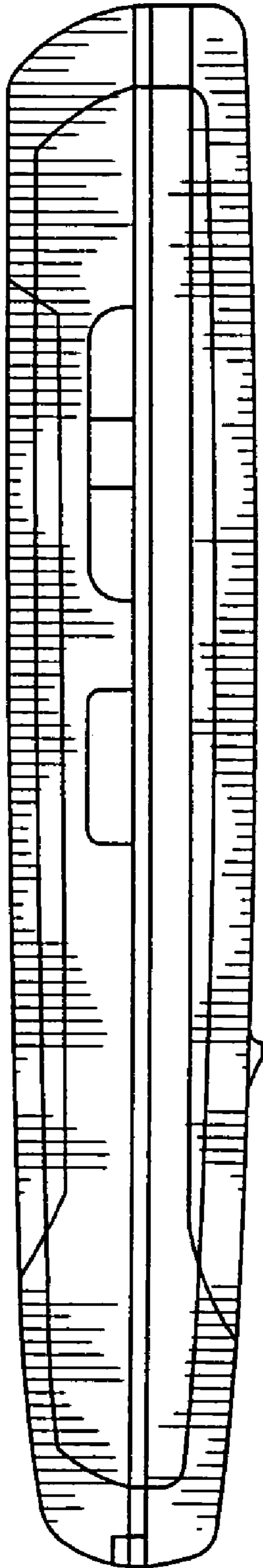


FIG. 5

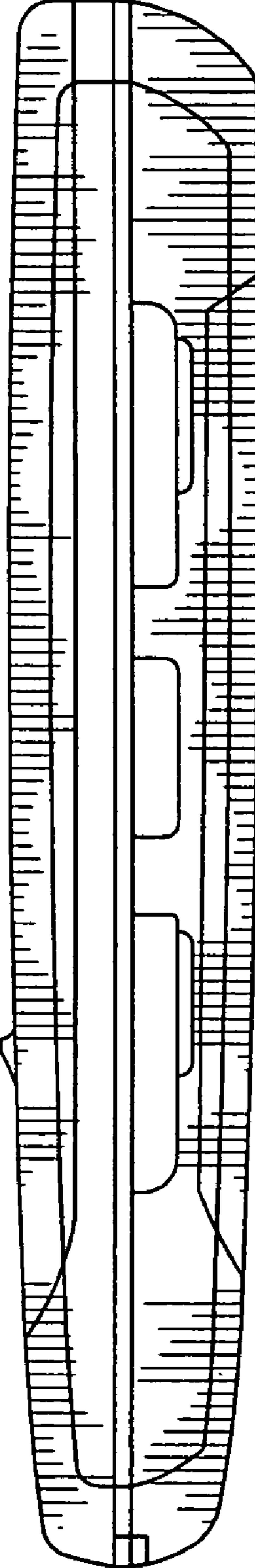


FIG. 6

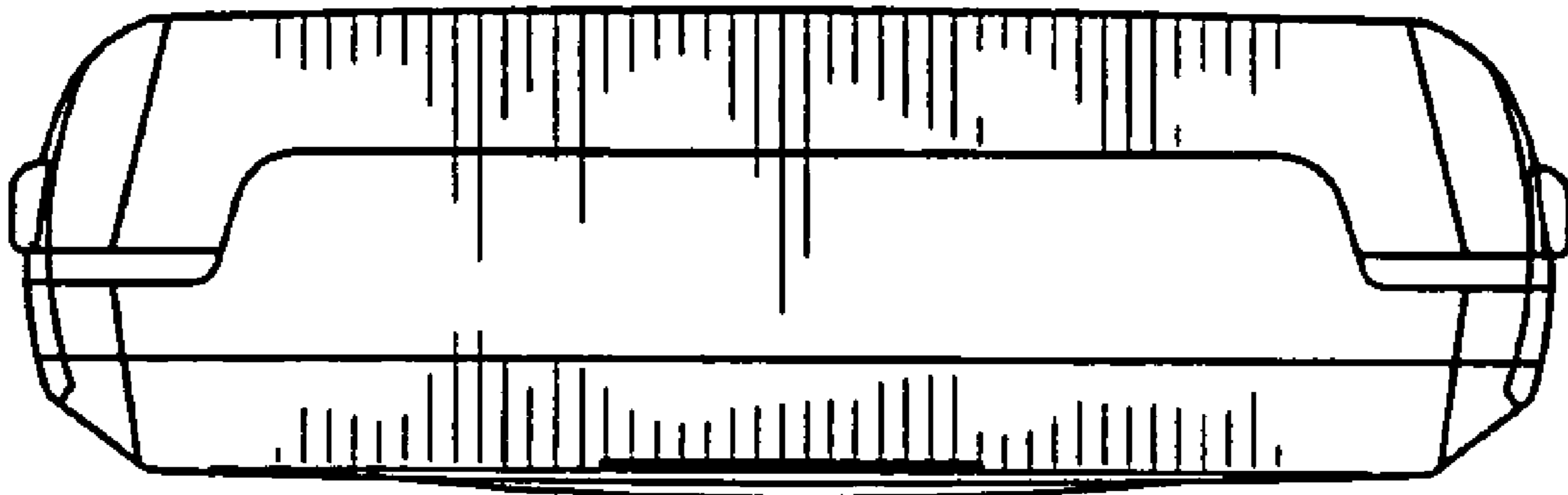


FIG. 7

