

US00D560192S

(12) **United States Design Patent**
Lee et al.

(10) **Patent No.:** **US D560,192 S**
(45) **Date of Patent:** **** Jan. 22, 2008**

(54) **MOBILE PHONE**

(75) Inventors: **Ji-Young Lee**, Seongnam-si (KR);
Sang-Min Hyun, Seoul (KR);
Chang-Soo Lee, Incheon (KR)

(73) Assignee: **Samsung Electronics Co., Ltd.**,
Suwon-Si (KR)

(**) Term: **14 Years**

(21) Appl. No.: **29/270,421**

(22) Filed: **Dec. 22, 2006**

(30) **Foreign Application Priority Data**

Sep. 21, 2006 (KR) 30-2006-0038824

(51) **LOC (8) Cl.** **14-03**

(52) **U.S. Cl.** **D14/138**

(58) **Field of Classification Search** D14/137,
D14/138, 147-151, 218, 341-347, 247, 248;
455/550.1-90.3; 379/433.01-433.13; 361/814;
348/14.02

See application file for complete search history.

(56) **References Cited**

U.S. PATENT DOCUMENTS

D467,890 S * 12/2002 Lai et al. D14/138
D485,267 S * 1/2004 Chien D14/346
D498,754 S * 11/2004 Blyth D14/341

D511,342 S * 11/2005 Chien D14/346
2002/0142799 A1 * 10/2002 Chu-Chia et al. 455/556
2005/0090298 A1 * 4/2005 Park et al. 455/575.4
2005/0164751 A1 * 7/2005 Nishihara 455/575.1

* cited by examiner

Primary Examiner—Terry A Wallace

(74) *Attorney, Agent, or Firm*—Staas & Halsey LLP

(57) **CLAIM**

The ornamental design for the mobile phone, as shown and described.

DESCRIPTION

FIG. 1 is a perspective view of a mobile phone;
FIG. 2 is a front view of the mobile phone of FIG. 1;
FIG. 3 is a rear view of the mobile phone of FIG. 1;
FIG. 4 is a left-side view of the mobile phone of FIG. 1;
FIG. 5 is a right-side view of the mobile phone of FIG. 1;
FIG. 6 is a top plan view of the mobile phone of FIG. 1;
FIG. 7 is a bottom plan view of the mobile phone of FIG. 1;
FIG. 8 is a front perspective view of the mobile phone of FIG. 1 when open; and,
FIG. 9 is a rear perspective view of the mobile phone of FIG. 1 when open.

1 Claim, 3 Drawing Sheets

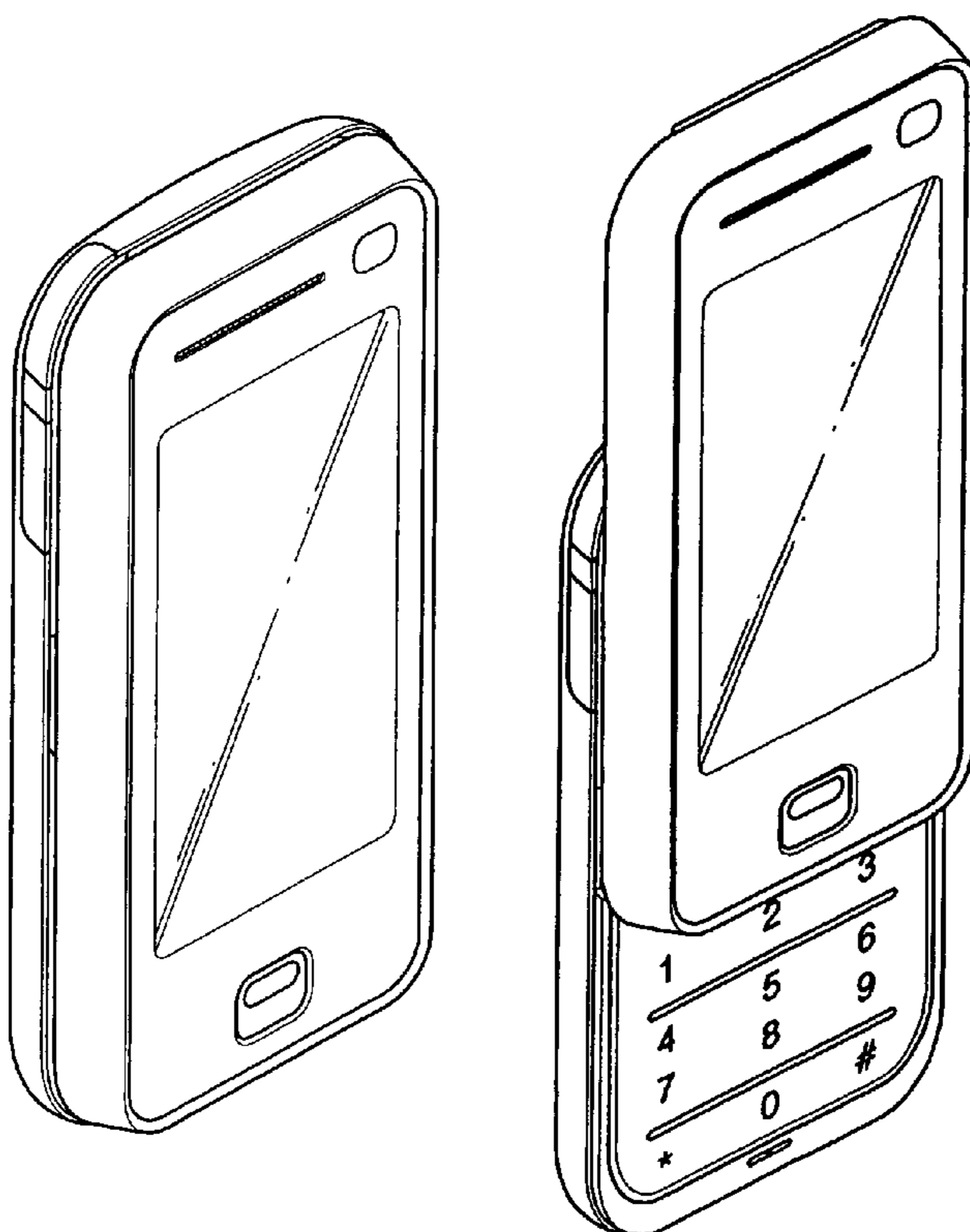


FIG. 1

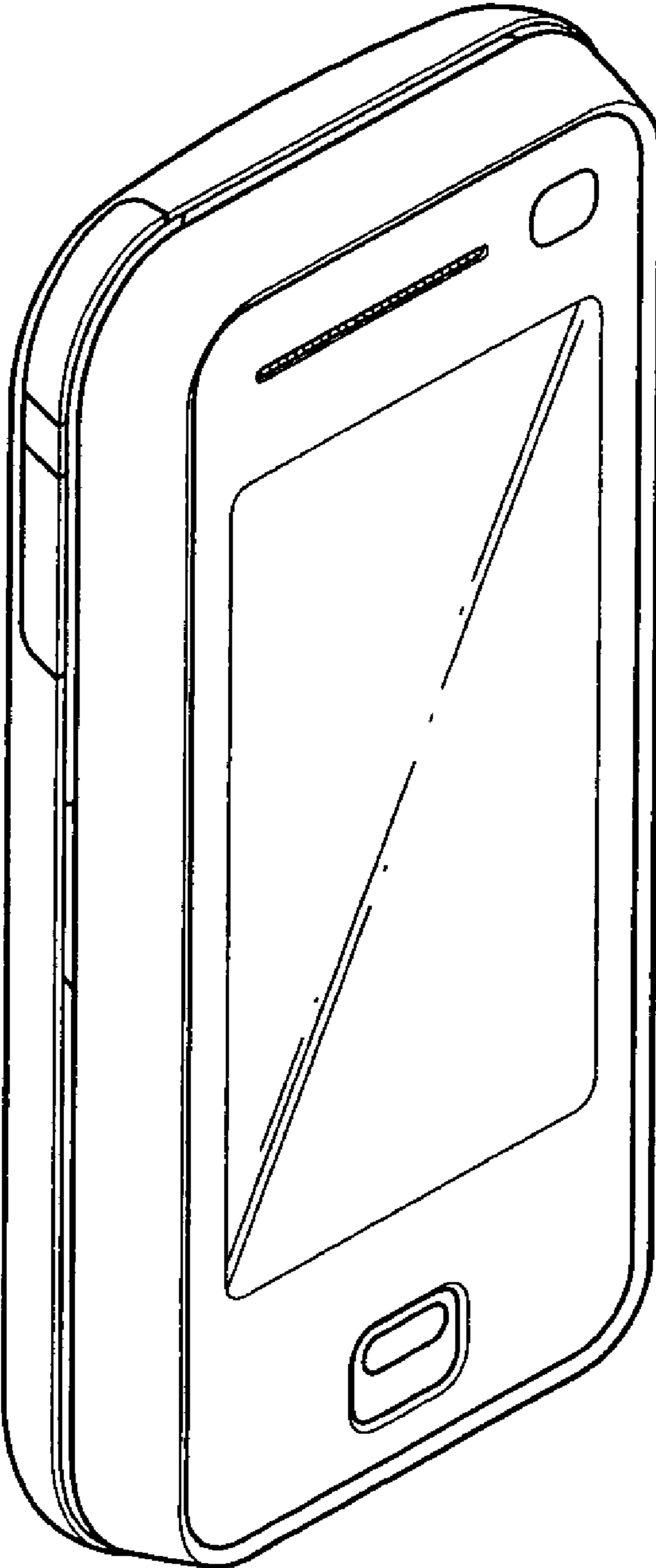


FIG.2

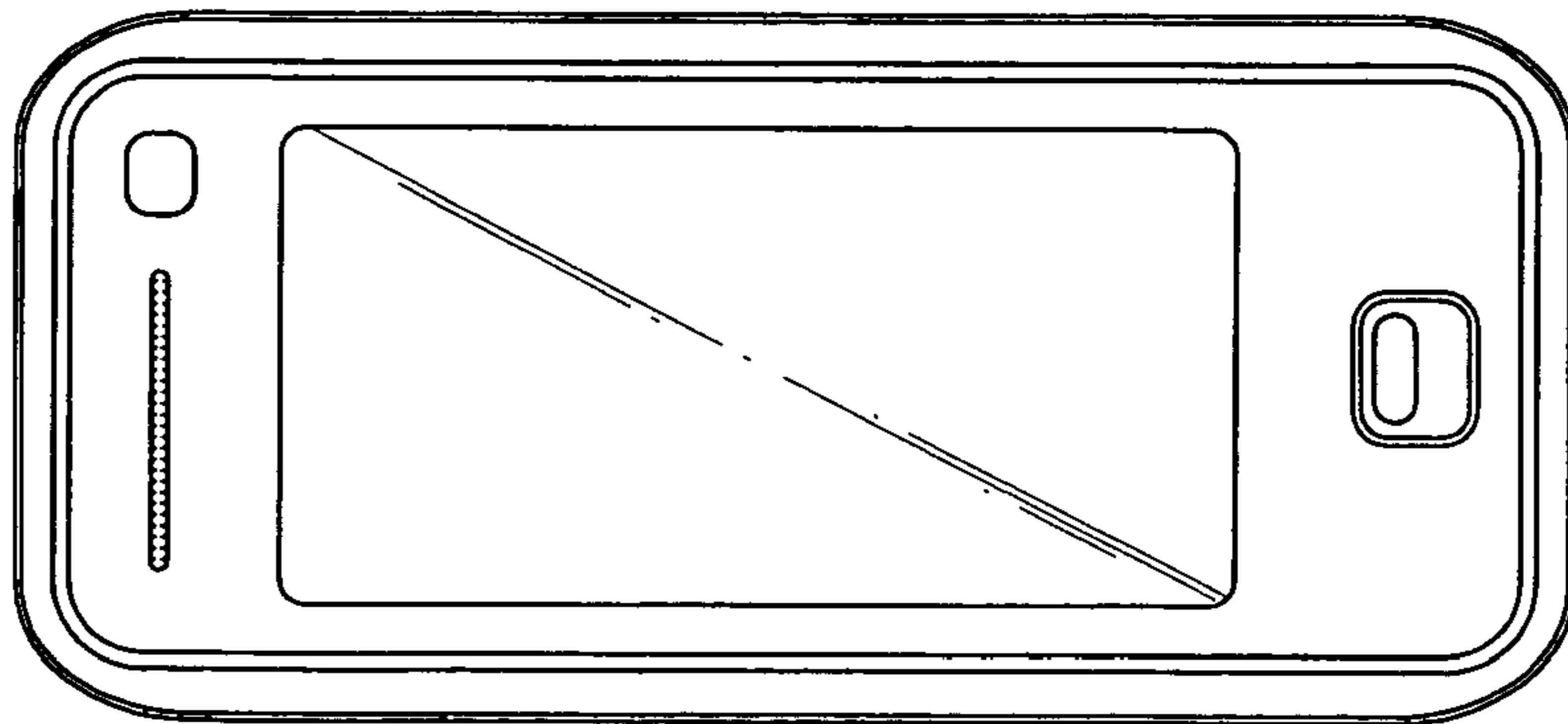


FIG.3




FIG.4

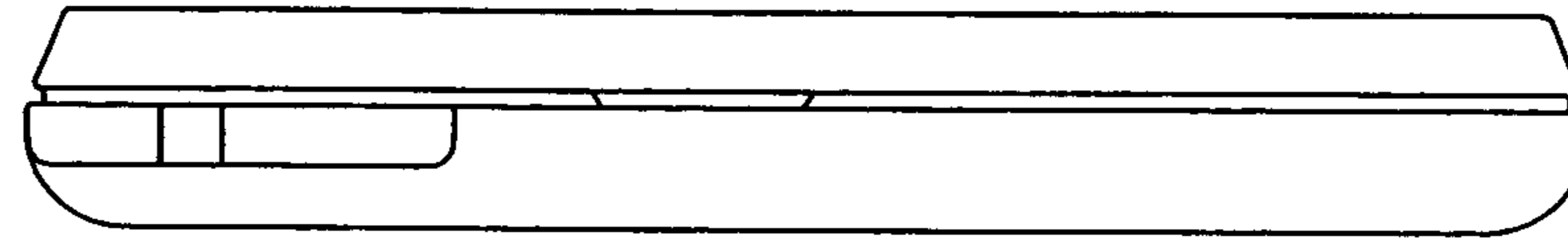


FIG.5

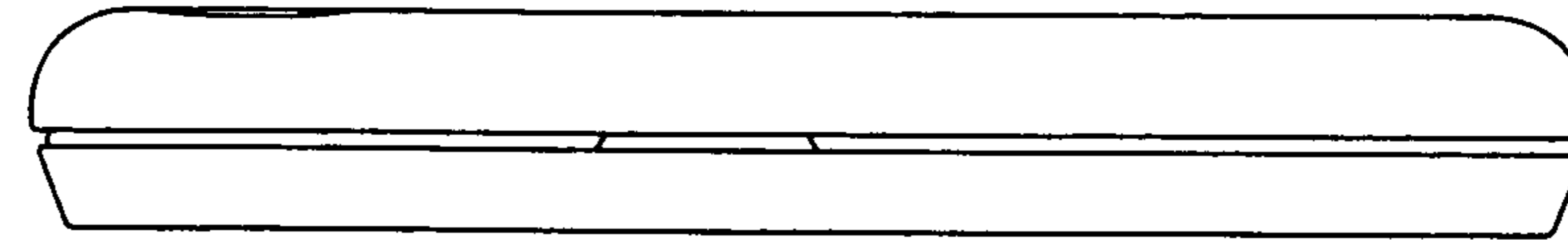


FIG.6




FIG.7



FIG. 8

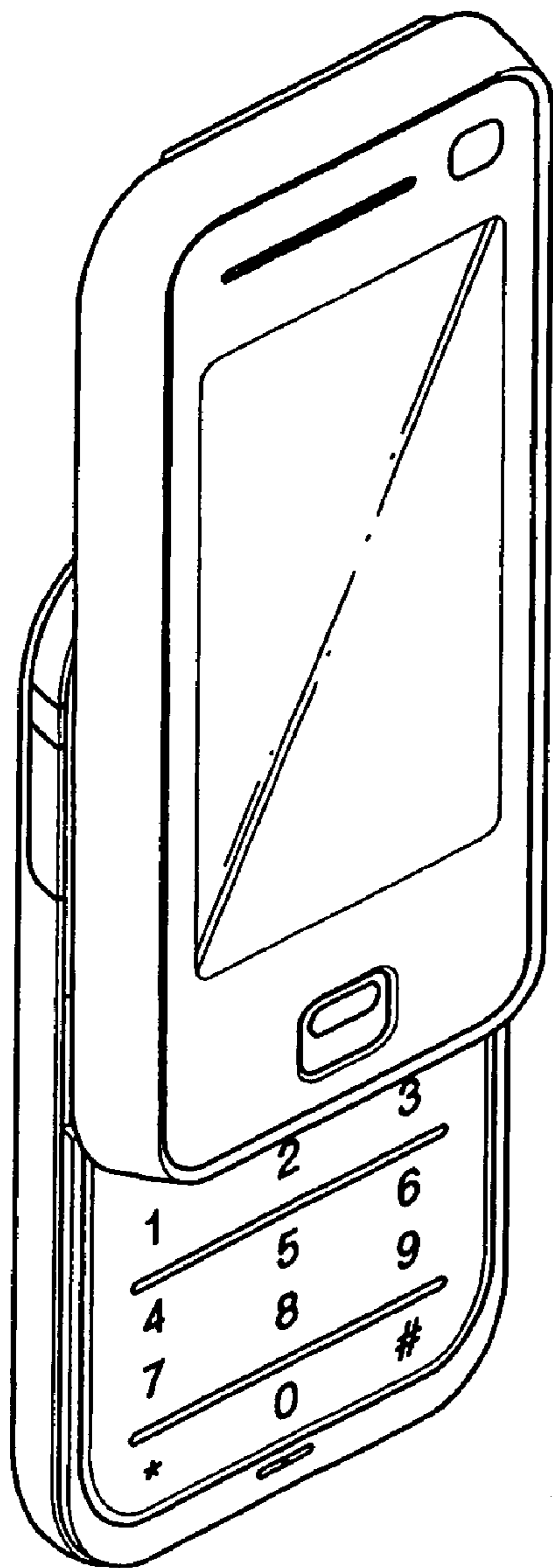


FIG. 9

