



US00D560183S

(12) **United States Design Patent**
Kim et al.

(10) **Patent No.:** **US D560,183 S**
(45) **Date of Patent:** **** Jan. 22, 2008**

(54) **PORTABLE PHONE**

D519,972 S * 5/2006 Chung et al. D14/138

(75) Inventors: **Young-Sae Kim**, Palo Alto, CA (US);
Chi-Young Ahn, Seodaemun-Gu (KR);
Beom-Ku Han, Seoul (KR);
Chang-Hwan Hwang, Goyang-Si (KR)

(Continued)

FOREIGN PATENT DOCUMENTS

WO DM/067361 * 9/2005
WO DM/068244 * 6/2006

(73) Assignee: **Samsung Electronics Co., Ltd.**,
Suwon-Si (KR)

OTHER PUBLICATIONS

(**) **Term:** **14 Years**

LG U890 telephone, announced Feb. 2006, [online], [retrieved on Jan. 22, 2007]. Retrieved from Internet, <URL: <http://www.gsmarena.com>>.*

(21) **Appl. No.:** **29/234,746**

Samsung P850 telephone, announced 1st quarter 2005, [online], [retrieved on Jan. 21, 2007]. Retrieved from Internet, <URL: <http://www.gsmarena.com>>.*

(22) **Filed:** **Jul. 22, 2005**

Mitsubishi M430i/M900 telephone, announced 3rd Quarter 2004, [online], [retrieved on Feb. 4, 2007]. Retrieved from Internet, <URL: <http://www.gsmarena.com>>.*

(30) **Foreign Application Priority Data**

Jan. 26, 2005 (KR) 30-2005-0002629

Primary Examiner—Jeffrey Asch

(51) **LOC (8) Cl.** **14-03**

(74) *Attorney, Agent, or Firm*—Staas & Halsey LLP

(52) **U.S. Cl.** **D14/138**

(58) **Field of Classification Search** D14/191,
D14/138, 147–148, 247–248, 144, 496, 156,
D14/341–347; 379/433.01–433.13; 455/575.3,
455/566, 575.1, 556.1, 556.2, 90.3

(57) **CLAIM**

See application file for complete search history.

The ornamental design for the portable phone, as shown and described.

DESCRIPTION

(56) **References Cited**

U.S. PATENT DOCUMENTS

D484,862 S * 1/2004 Yang D14/138
D487,443 S * 3/2004 Yoon D14/138
D496,020 S * 9/2004 Lee D14/138
D498,734 S * 11/2004 Joung D14/138
D500,480 S * 1/2005 Daw D14/138
D501,838 S * 2/2005 Kim et al. D14/138
D507,252 S * 7/2005 Kim et al. D14/138
D508,034 S * 8/2005 Liao D14/138
D508,475 S * 8/2005 Wu et al. D14/138
D512,039 S * 11/2005 Kim et al. D14/138
D518,465 S * 4/2006 Van Den Nieuwenhuizen
et al. D14/138
D518,812 S * 4/2006 Kim et al. D14/138
D519,486 S * 4/2006 Lee et al. D14/138
D519,971 S * 5/2006 Morita et al. D14/138

FIG. 1 is a perspective view of the portable phone showing our design;

FIG. 2 is a front view thereof;

FIG. 3 is a rear view thereof;

FIG. 4 is a left side view thereof;

FIG. 5 is a right side view thereof;

FIG. 6 is a top plan view thereof;

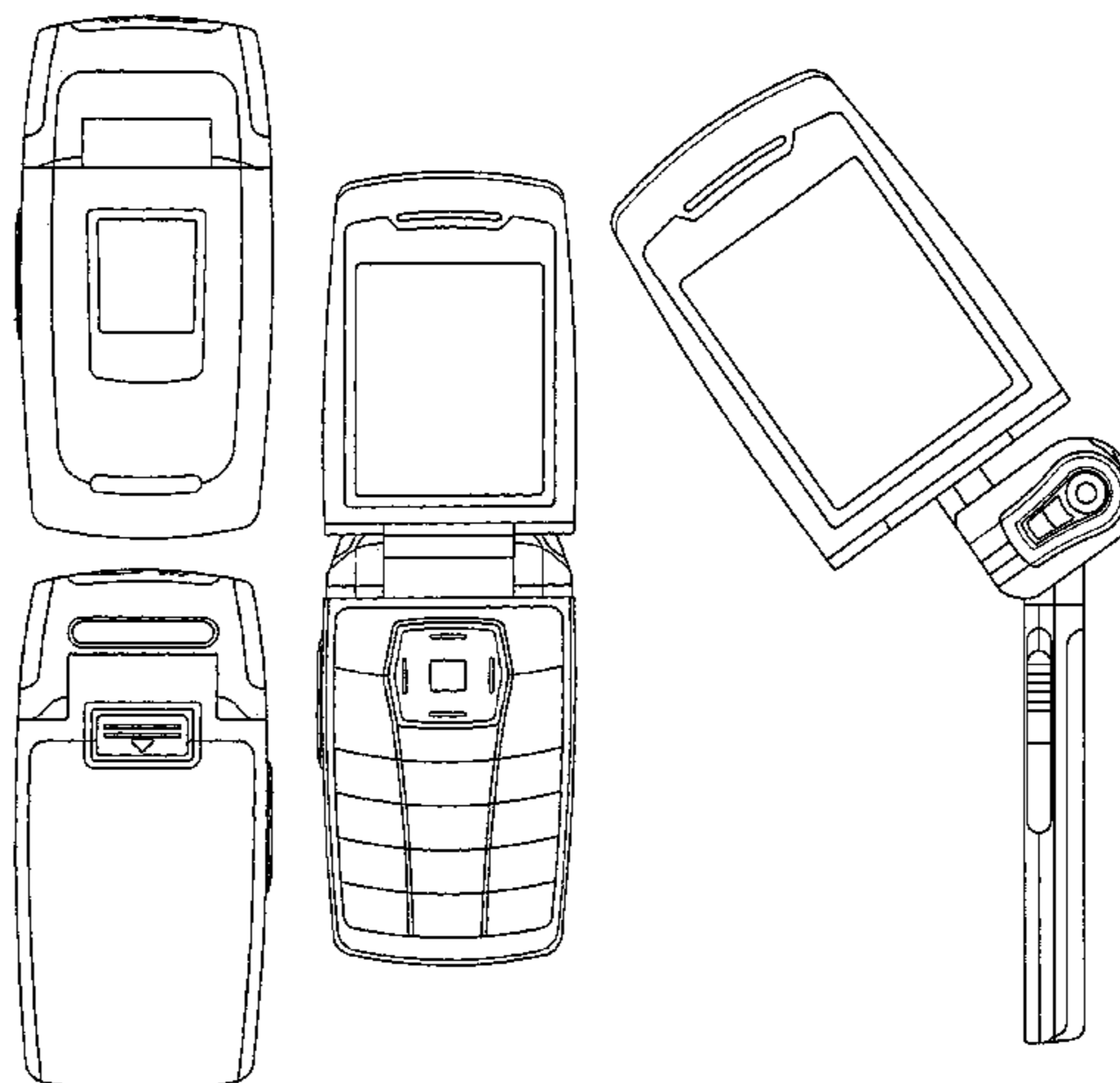
FIG. 7 is a bottom plan view thereof;

FIG. 8 is an open view thereof;

FIG. 9 is a right side view thereof in a partially opened position; and,

FIG. 10 is another right side view in the open position of FIG. 8 with the front portion rotated to an alternate position.

1 Claim, 7 Drawing Sheets



US D560,183 S

Page 2

U.S. PATENT DOCUMENTS

D520,484 S *	5/2006	Lee et al.	D14/138	2005/0130718 A1*	6/2005	Woo	455/575.3
D520,981 S *	5/2006	Lee et al.	D14/138	2005/0153753 A1*	7/2005	Cheng	455/575.3
D521,968 S *	5/2006	Jung et al.	D14/138	2005/0227747 A1*	10/2005	Song	455/575.3
D528,091 S *	9/2006	Kim et al.	D14/138	2006/0079302 A1*	4/2006	Kota et al.	455/575.3
D531,154 S *	10/2006	Kim et al.	D14/138	2006/0111146 A1*	5/2006	Kim	455/557
2005/0064919 A1*	3/2005	An et al.	455/575.3	2006/0246964 A1*	11/2006	Castaneda et al.	455/575.3

* cited by examiner

FIG. 1

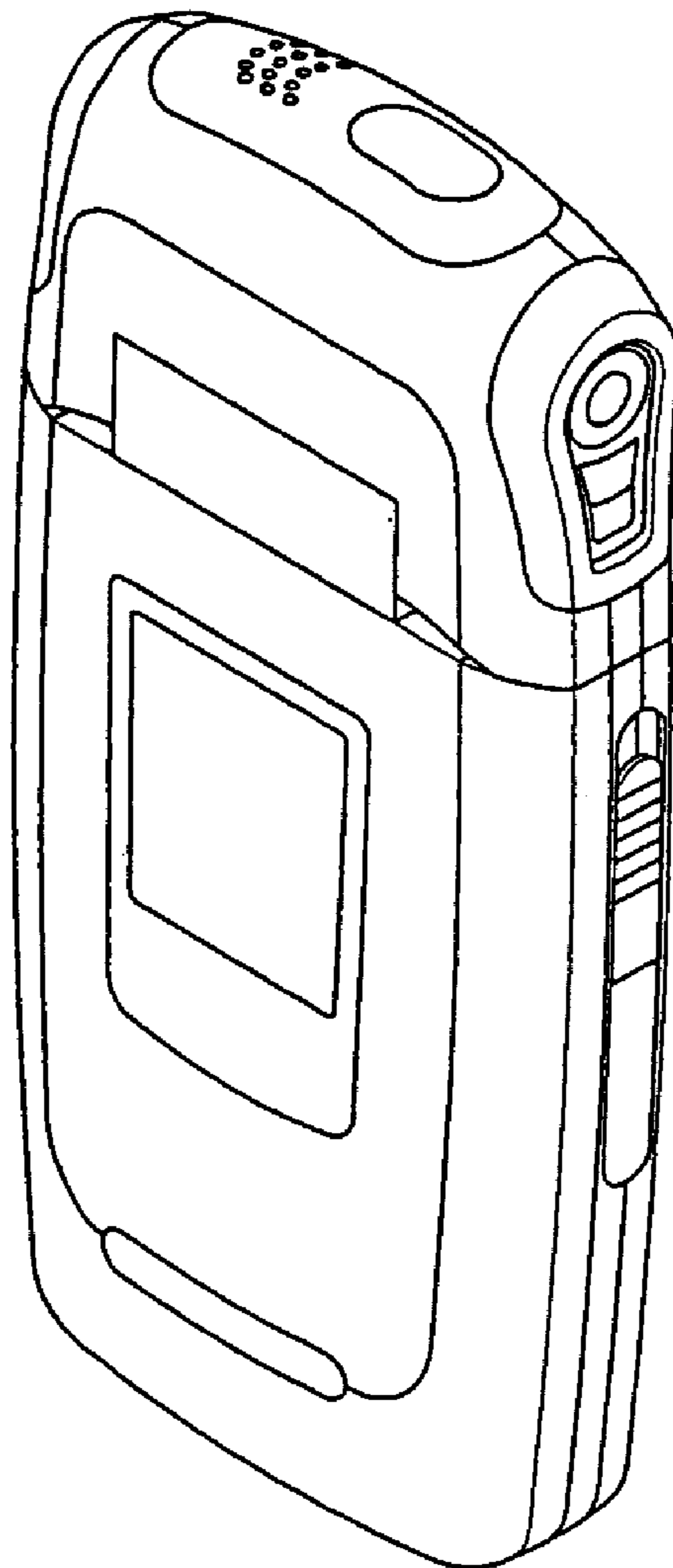


FIG. 2




FIG. 3




FIG. 4

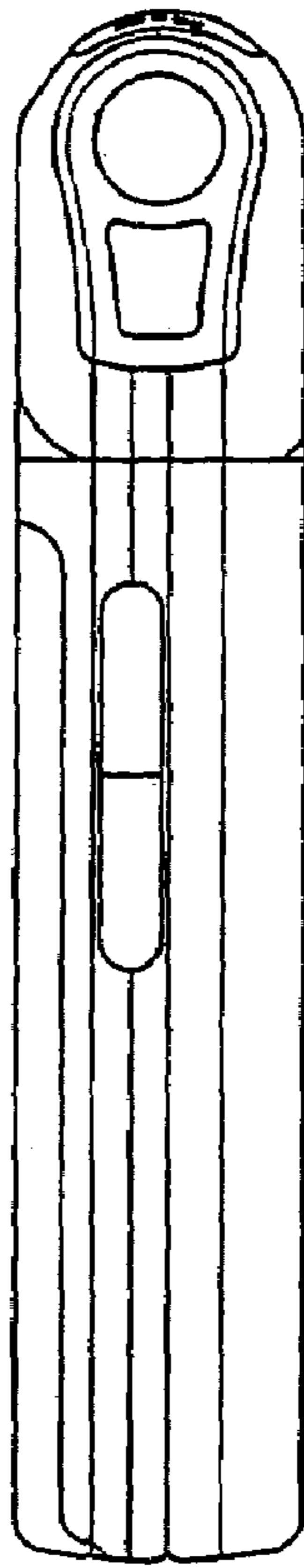


FIG. 5

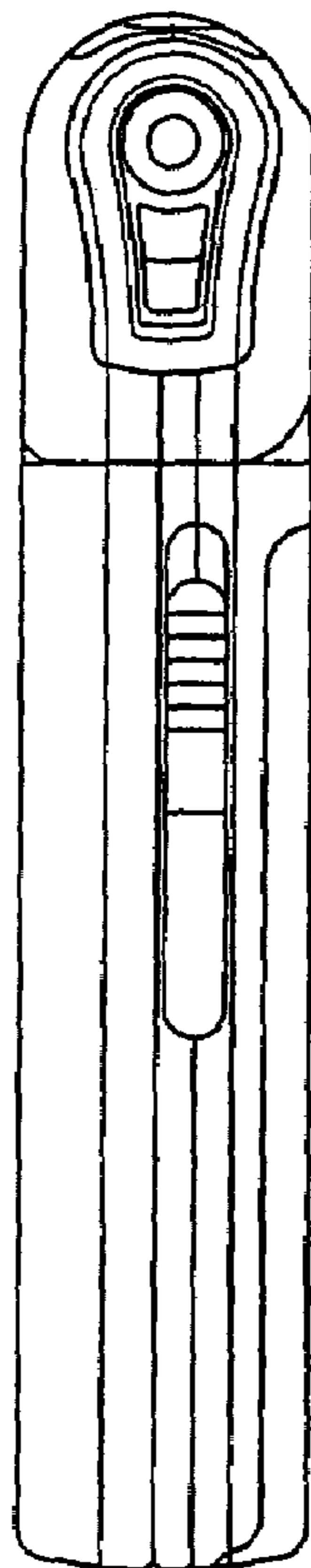


FIG. 6

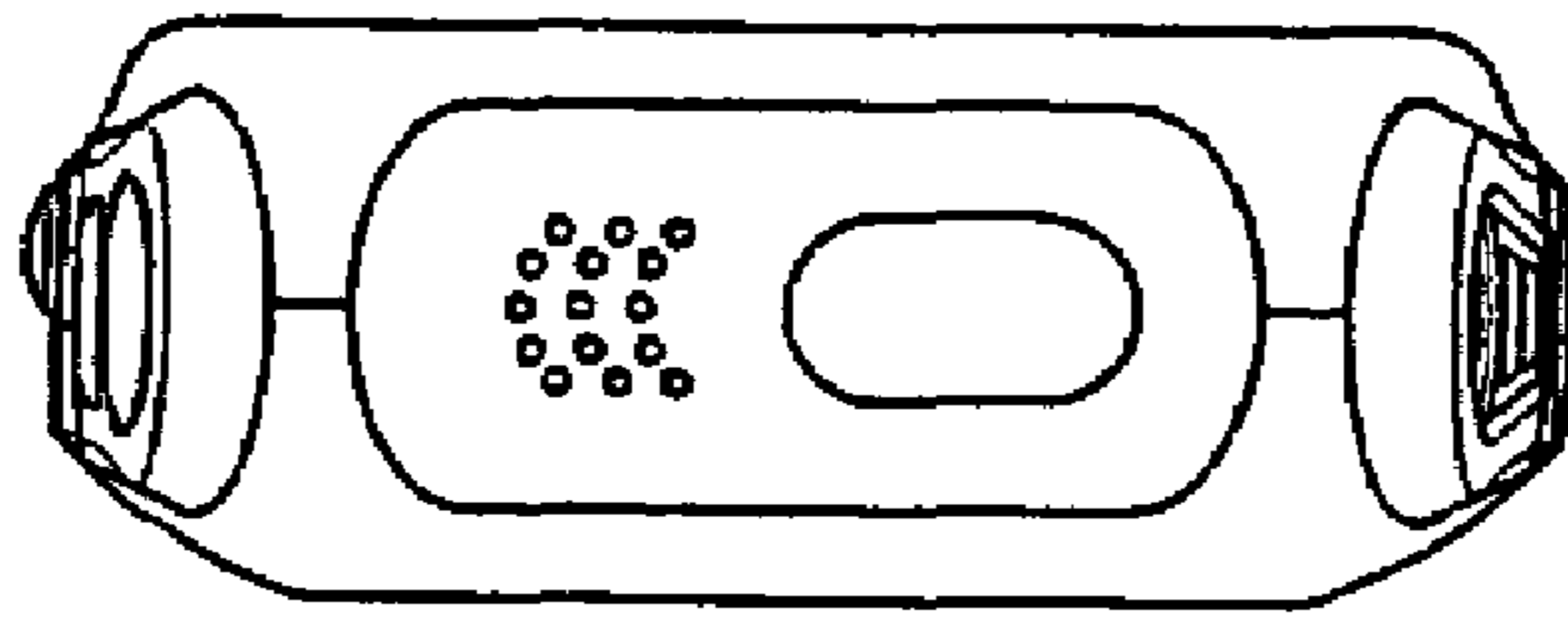


FIG. 7




FIG. 8

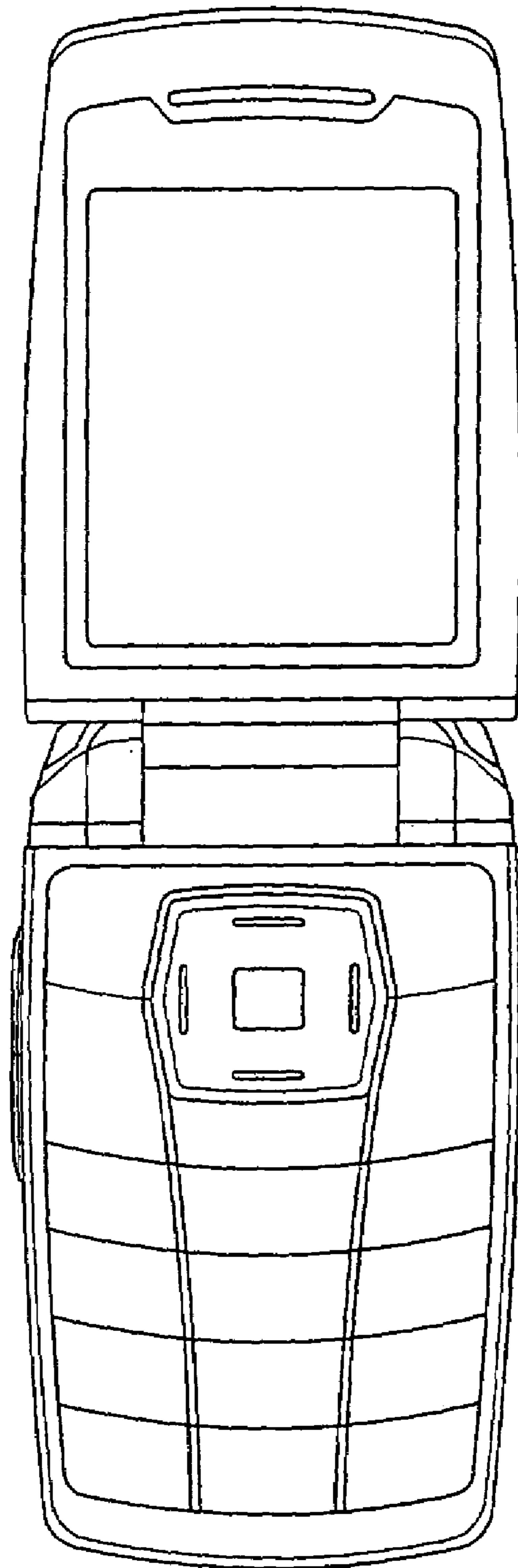


FIG. 9

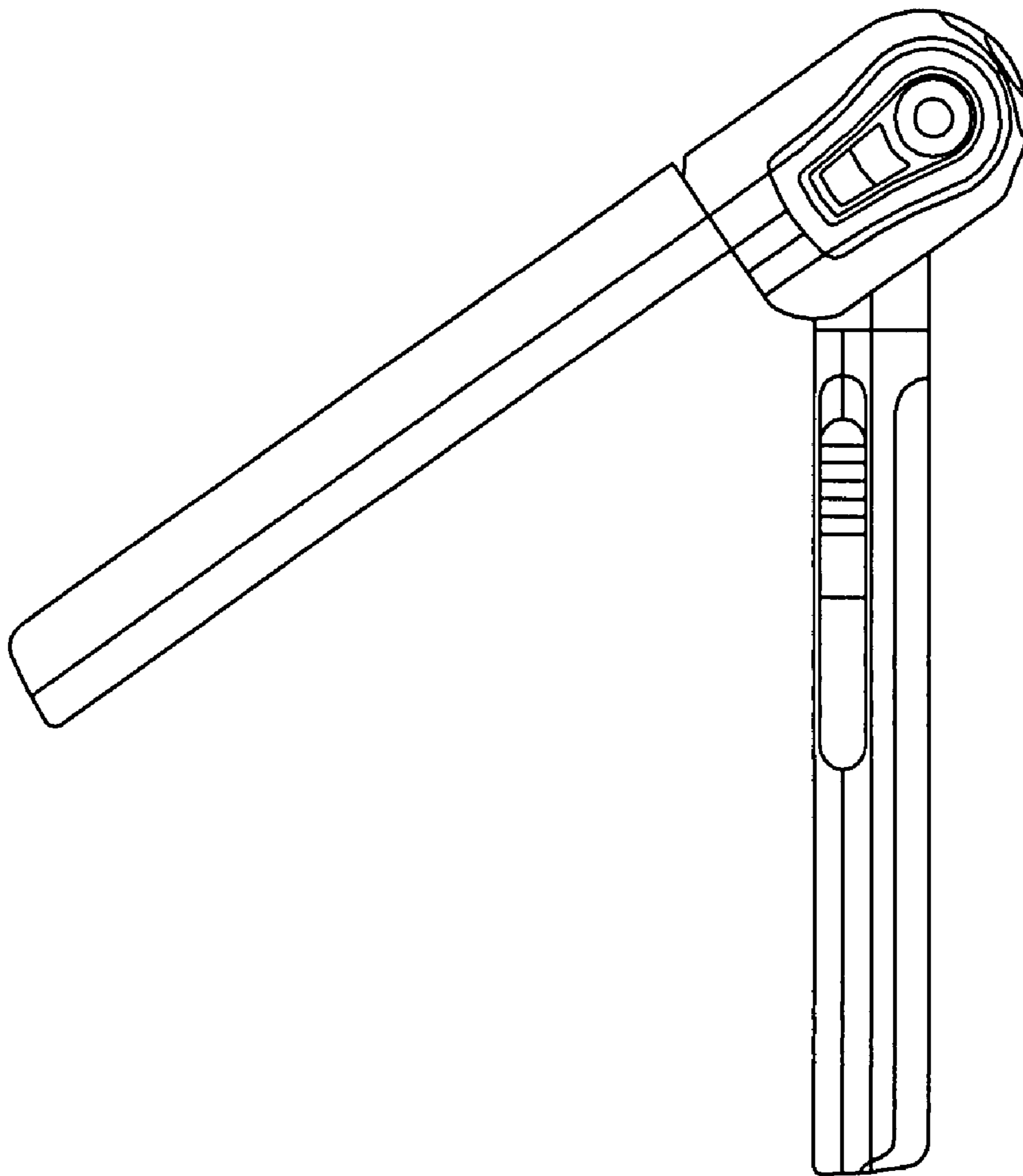


FIG. 10

