



US00D560176S

(12) **United States Design Patent**
Woo

(10) **Patent No.:** **US D560,176 S**
(45) **Date of Patent:** **** Jan. 22, 2008**

(54) **SETOP BOX**

D544,455 S 6/2007 Park et al.
D545,774 S 7/2007 Woo et al.

(75) Inventor: **Sang-Sung Woo**, Seoul (KR)

OTHER PUBLICATIONS

(73) Assignee: **Samsung Electronics, Co., Ltd.**,
Kyunggi-Do (KR)

U.S. Appl. No. 29/256,400, Applicant: Yun-Jin Park, et al., filed Mar. 20, 2006 entitled Front Portion of a Set Top Box.

(**) Term: **14 Years**

U.S. Appl. No. 29/259,095, Applicant: Ju-Won Cho, et al., filed May 2, 2006 entitled Setop Box.

(21) Appl. No.: **29/288,879**

U.S. Appl. No. 29/286,866, Applicant: Ju-Won Cho, filed May 21, 2007 entitled A/V Receiver.

(22) Filed: **Jun. 25, 2007**

U.S. Appl. No. 29/288,880, Applicant: Bum-Ho Chun, et al., filed Jun. 25, 2007 entitled Setop Box.

* cited by examiner

(51) **LOC (8) Cl.** **14-03**

(52) **U.S. Cl.** **D14/125**

(58) **Field of Classification Search** D14/125-134,
D14/239, 371, 374-376, 135, 136, 492, 299,
D14/356, 361-363, 365, 496; 312/7.2, 208.1-223.2;
348/836, 838, 180, 184, 325, 739, 10, 460;
341/12; 248/917-924; 345/104, 133, 156,
345/168, 87; 361/690-696

Primary Examiner—Raphael Barkai

Assistant Examiner—Randall H Gholson

(74) *Attorney, Agent, or Firm*—Flynn, Thiel, Boutell &
Tanis, P.C.

See application file for complete search history.

(57) **CLAIM**

The ornamental design for a setop box, as shown and described.

(56) **References Cited**

DESCRIPTION

U.S. PATENT DOCUMENTS

D400,208 S	*	10/1998	Fenner	D14/125
D407,393 S	*	3/1999	Kazama	D14/125
D415,799 S	*	10/1999	Beyer	D14/400
D438,183 S	*	2/2001	Sato et al.	D14/136
D515,053 S	*	2/2006	Morita et al.	D14/136
D524,775 S	*	7/2006	Liu	D14/136
D529,879 S		10/2006	Park et al.		
D533,157 S		12/2006	Park		
D534,507 S	*	1/2007	Tanigawa et al.	D14/125
D541,811 S		5/2007	Park		
D542,241 S	*	5/2007	Ryu	D14/125

FIG. 1 is a top front perspective view of a setop box showing my new design;

FIG. 2 is a front elevational view thereof;

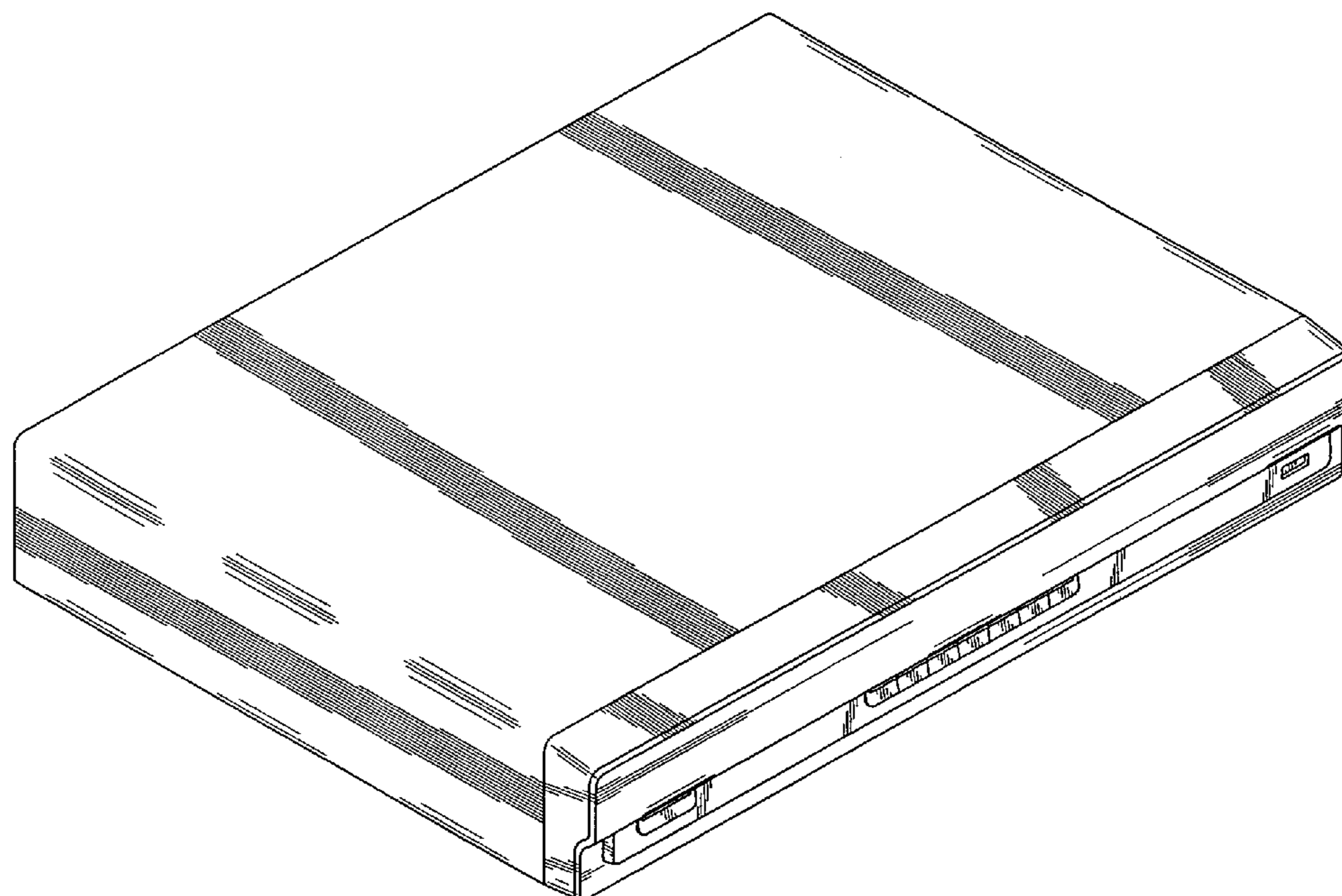
FIG. 3 is a rear elevational view thereof;

FIG. 4 is a left side elevational view, the right side being symmetrical thereof;

FIG. 5 is a top plan view thereof; and,

FIG. 6 is a bottom plan view thereof.

1 Claim, 4 Drawing Sheets



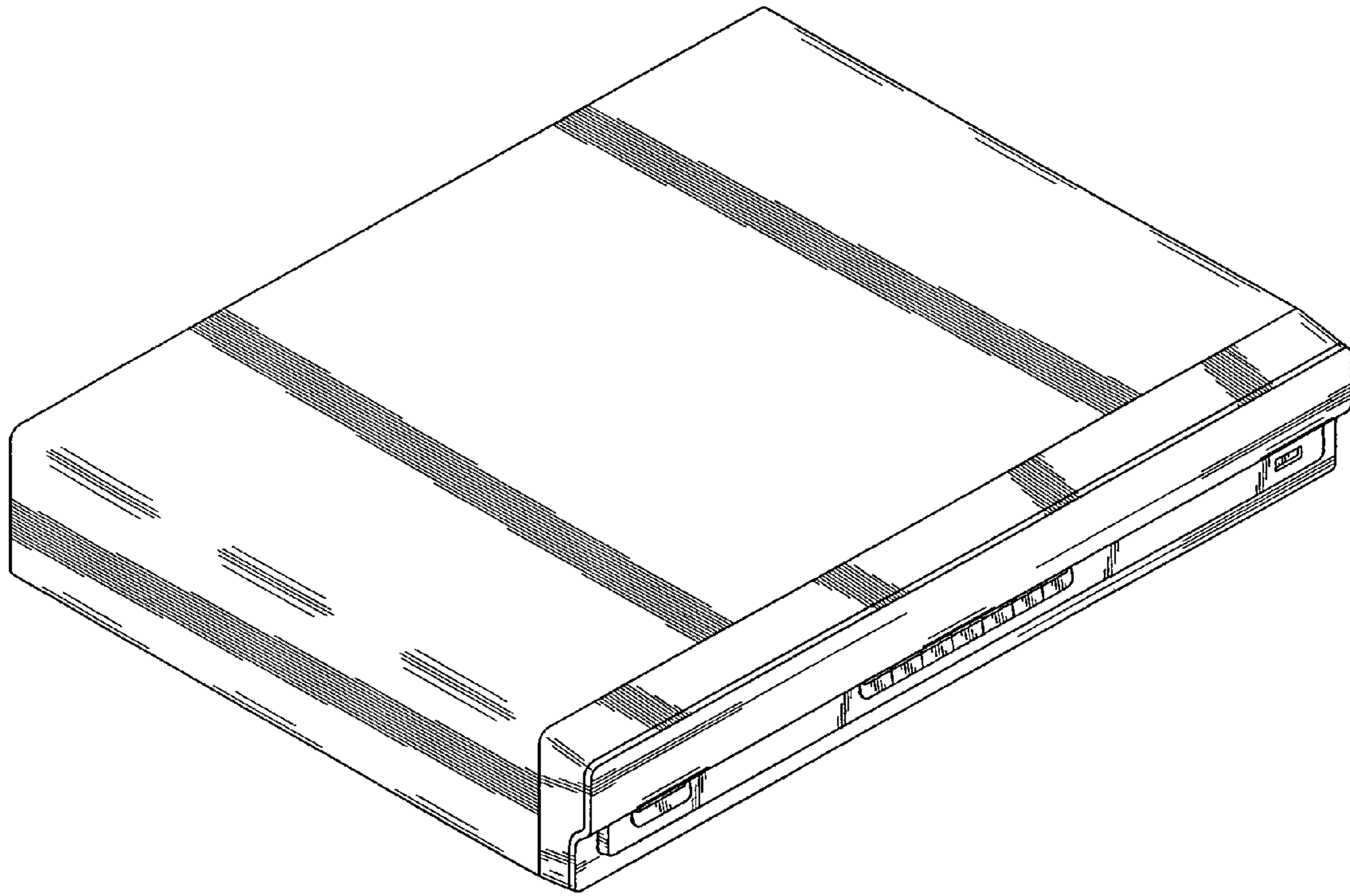


FIG. 1

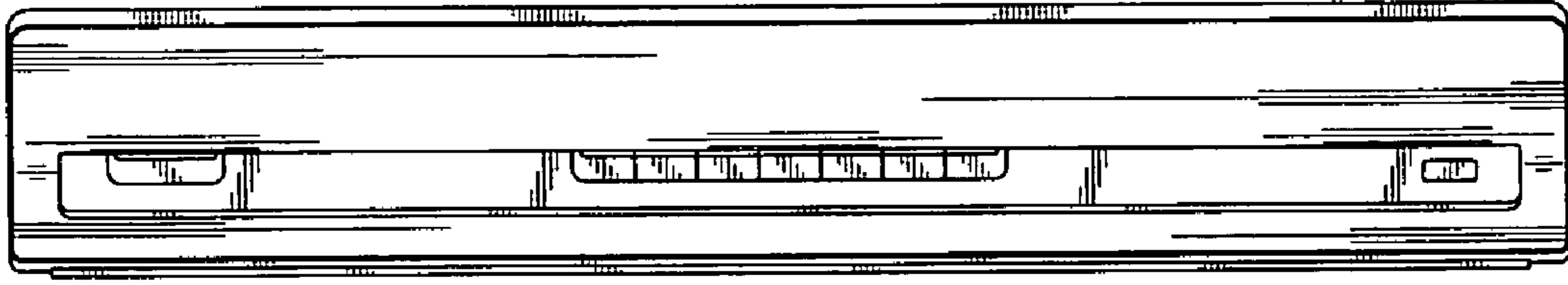


FIG. 2

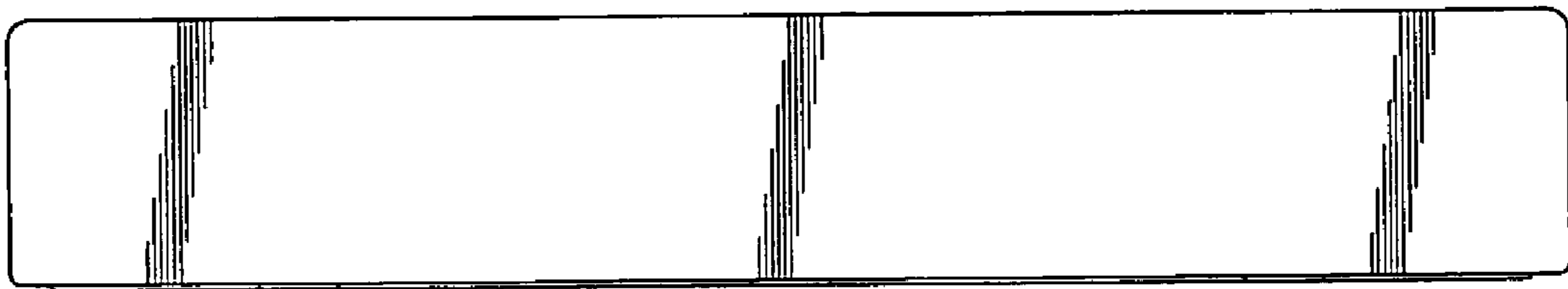


FIG. 3

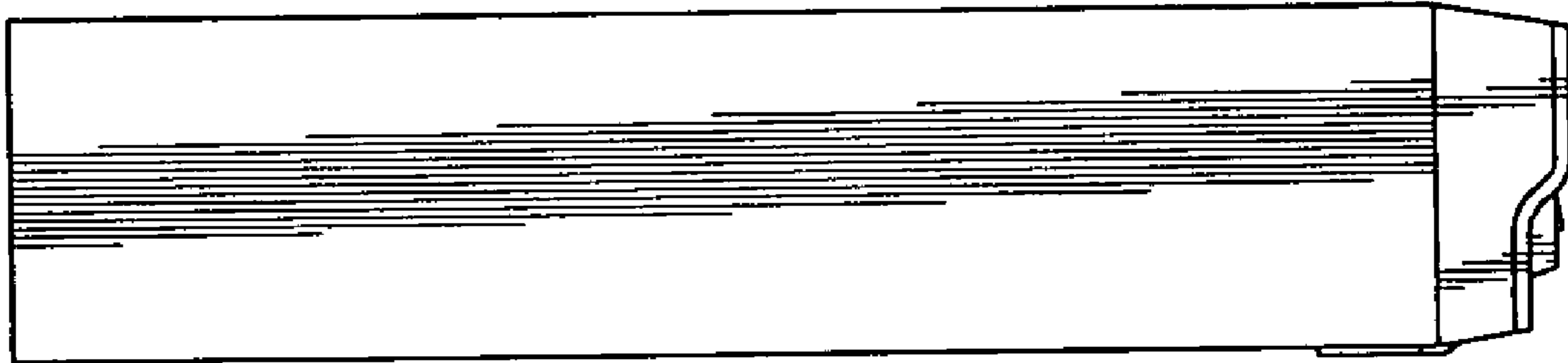


FIG. 4




FIG. 5




FIG. 6