

US00D560129S

(12) **United States Design Patent**
Rich et al.

(10) **Patent No.:** **US D560,129 S**
(45) **Date of Patent:** **** Jan. 22, 2008**

(54) **SCAN TOOL**

(75) Inventors: **David Rich**, Huntington Beach, CA (US); **Keith Andreasen**, Huntington Beach, CA (US)

(73) Assignee: **Innova Electronics Corporation**, Fountain Valley, CA (US)

(**) Term: **14 Years**

(21) Appl. No.: **29/268,039**

(22) Filed: **Oct. 27, 2006**

(51) **LOC (8) Cl.** **10-04**

(52) **U.S. Cl.** **D10/78**

(58) **Field of Classification Search** D10/78;
340/438, 439; 701/33, 29, 32, 35; 702/183;
324/500

See application file for complete search history.

(56) **References Cited**

U.S. PATENT DOCUMENTS

- 5,491,418 A 2/1996 Alfaro et al.
- 5,506,772 A 4/1996 Kubozono et al.
- 5,519,397 A 5/1996 Chapotot et al.
- 5,532,927 A 7/1996 Pink et al.
- 5,541,840 A 7/1996 Gurne et al.
- 5,657,233 A 8/1997 Cherrington et al.
- 5,758,300 A 5/1998 Abe
- 5,875,413 A 2/1999 Vinci
- 5,916,286 A 6/1999 Seashore et al.
- 5,935,180 A 8/1999 Fieramosca et al.
- 6,021,366 A 2/2000 Fieramosca et al.
- 6,061,638 A 5/2000 Joyce
- 6,097,998 A 8/2000 Lancki
- 6,141,608 A 10/2000 Rother
- 6,225,898 B1 5/2001 Kamiya et al.
- 6,263,268 B1 7/2001 Nathanson
- 6,263,322 B1 7/2001 Kirkevold et al.
- D449,549 S * 10/2001 Hoelbl D10/81
- 6,314,422 B1 11/2001 Barker et al.
- 6,359,442 B1 3/2002 Henningson et al.
- 6,370,454 B1 4/2002 Moore

- 6,389,337 B1 5/2002 Kolls
- 6,434,455 B1 8/2002 Snow et al.
- 6,459,969 B1 10/2002 Bates et al.
- 6,535,802 B1 3/2003 Kramer
- 6,594,579 B1 7/2003 Lowrey et al.
- 6,604,033 B1 8/2003 Banet et al.
- 6,611,740 B2 8/2003 Lowrey et al.
- 6,636,790 B1 10/2003 Lightner et al.
- 6,680,675 B1 1/2004 Suzuki
- 6,687,584 B2 2/2004 Andreasen et al.
- 6,701,233 B2 3/2004 Namaky et al.
- 6,718,425 B1 4/2004 Pajakowski et al.
- 6,771,073 B2 8/2004 Henningson et al.
- 6,807,469 B2 10/2004 Funkhouser et al.

(Continued)

OTHER PUBLICATIONS

Innova Electronics Corporation; Diagnostic Equipment—OBDII Diagnostic Tools; web site (iequus.com).

(Continued)

Primary Examiner—Antoine D. Davis

(74) *Attorney, Agent, or Firm*—Stetina Brunda Garred & Brucker

(57) **CLAIM**

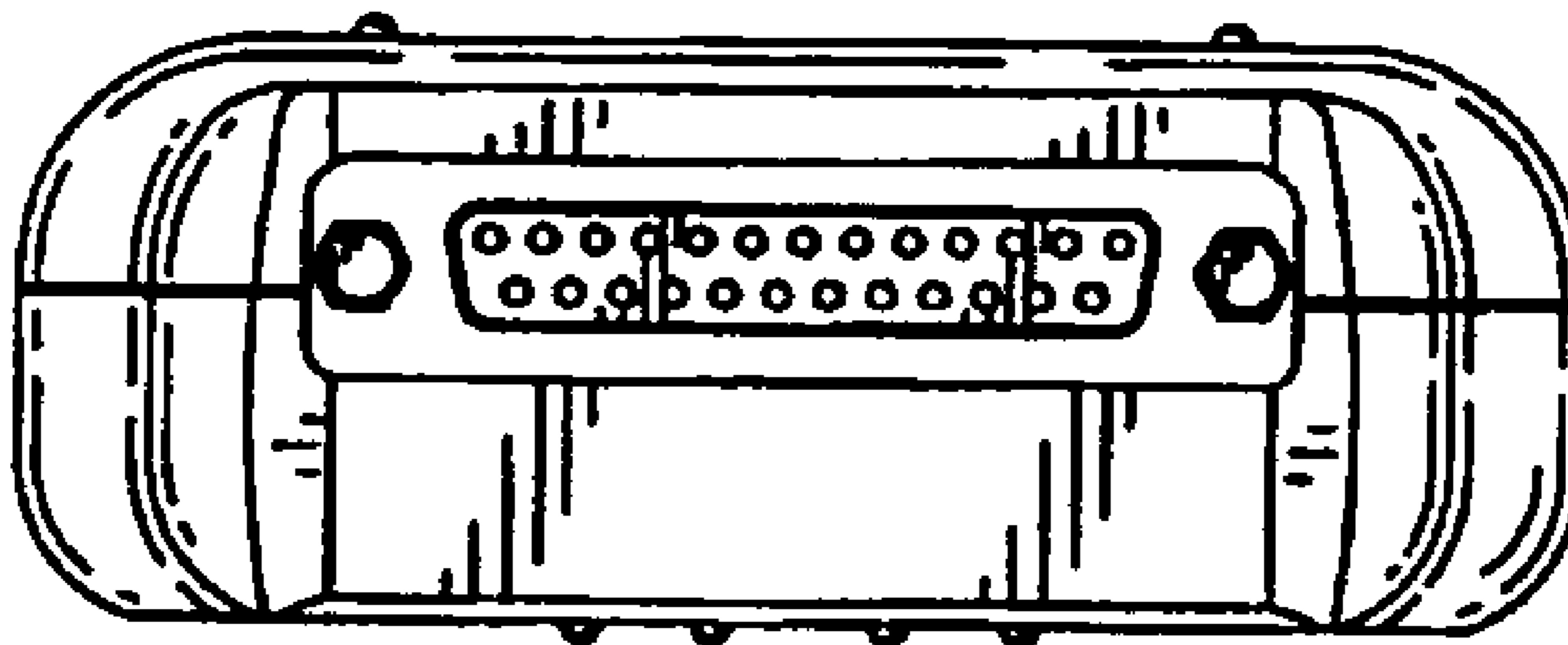
The ornamental design for a scan tool, as shown and described.

DESCRIPTION

FIG. 1 is a top view of the invention;
FIG. 2 is a front view of the invention;
FIG. 3 is a left side view of the invention;
FIG. 4 is a bottom view of the invention;
FIG. 5 is a right side view of the invention; and,
FIG. 6 is a hack view of the invention.

The broken line showing of indicia is included for the purpose of illustrating non-claimed subject matter and forms no part of the claimed design.

1 Claim, 2 Drawing Sheets



US D560,129 S

Page 2

U.S. PATENT DOCUMENTS

6,823,243 B2 11/2004 Chinnadurai et al.
6,832,141 B2 12/2004 Skeen et al.
6,928,349 B1 8/2005 Namaky et al.
6,940,270 B2 9/2005 Chen
6,941,023 B2 9/2005 Chen
6,941,203 B2 9/2005 Chen
6,947,816 B2 * 9/2005 Chen 701/33
6,988,053 B2 * 1/2006 Namaky 702/183
7,012,512 B2 3/2006 St. Denis
7,073,714 B2 7/2006 Namaky et al.
7,085,680 B2 8/2006 Huang

RE39,619 E * 5/2007 Andreasen et al. 701/29
2002/0016655 A1 2/2002 Joao
2003/0060953 A1 3/2003 Chen
2004/0227523 A1 11/2004 Namaky
2006/0041348 A1 2/2006 Liebel et al.
2006/0143882 A1 7/2006 Umezawa

OTHER PUBLICATIONS

Autoxray (A Subsidiary of SPX Corporation);
Autoxray—CodeScout; web site (autoxray.com).

* cited by examiner

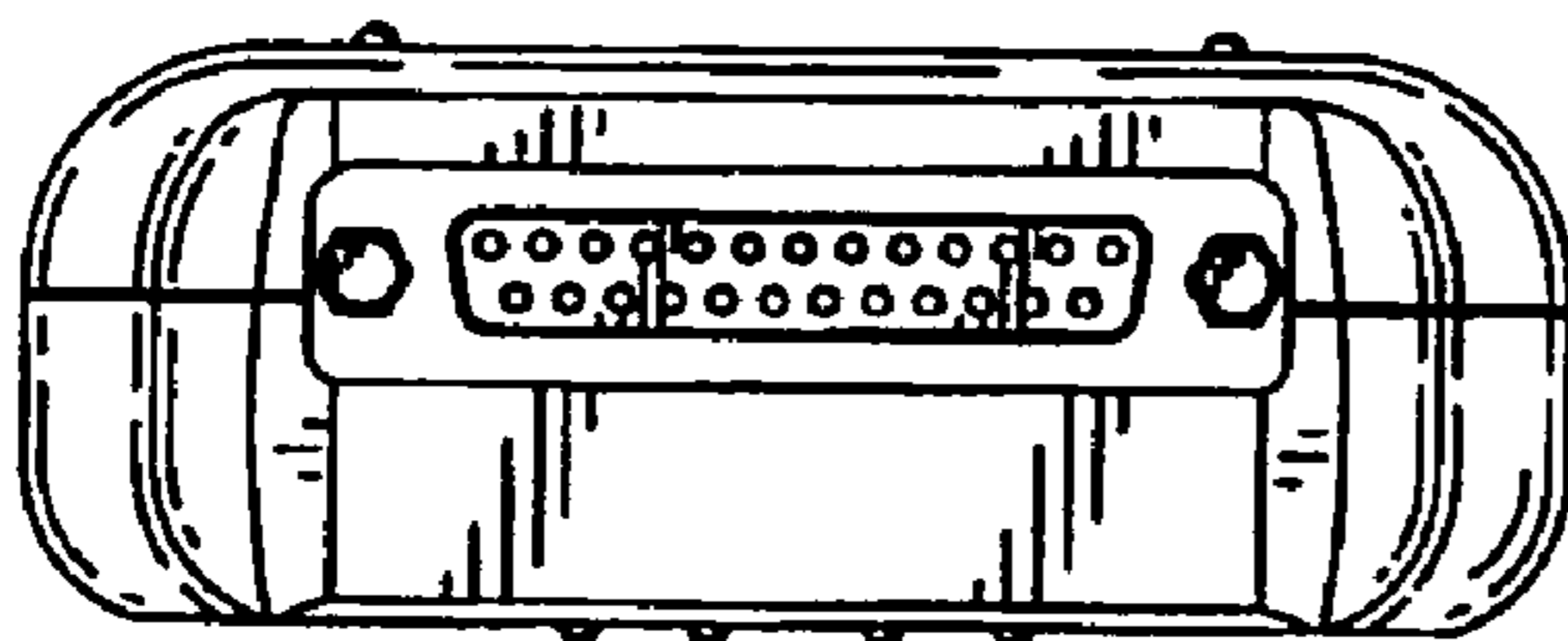


Fig. 1

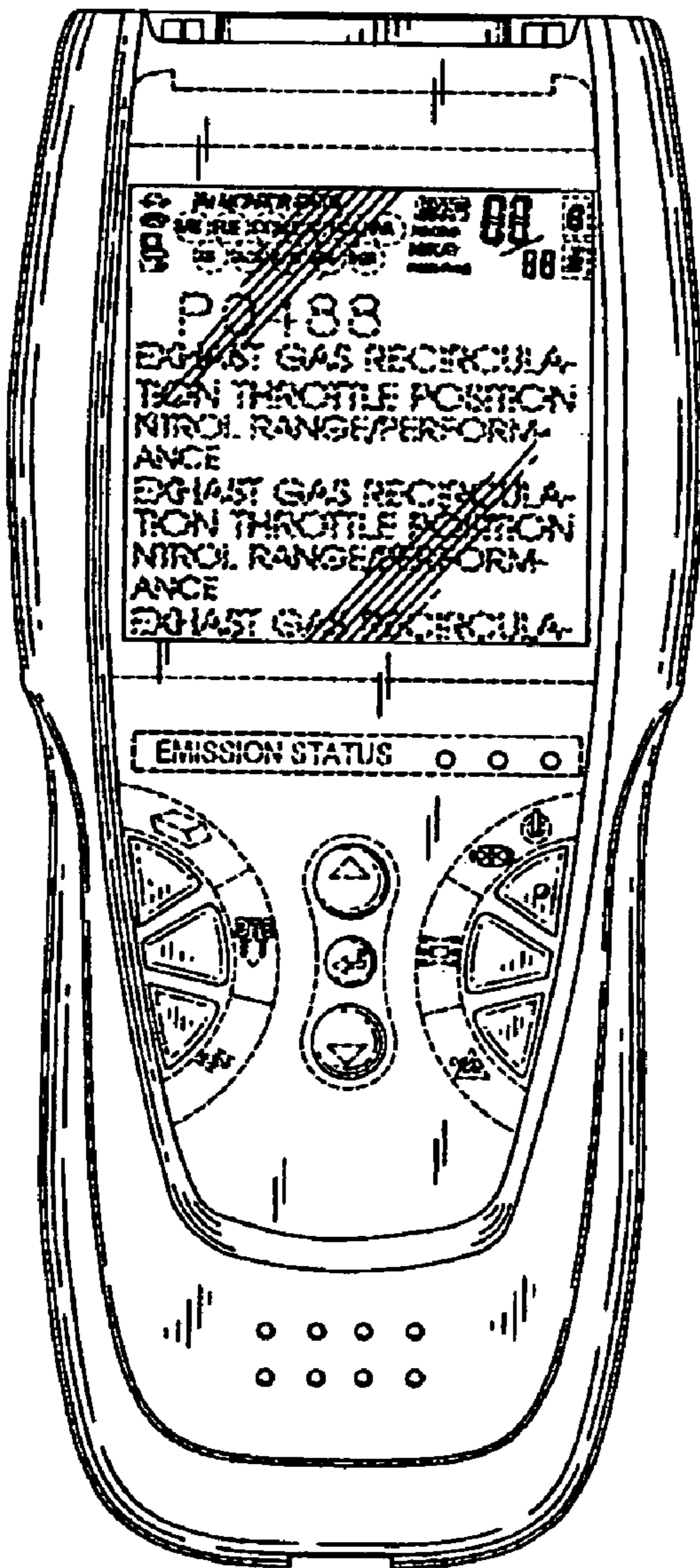


Fig. 2

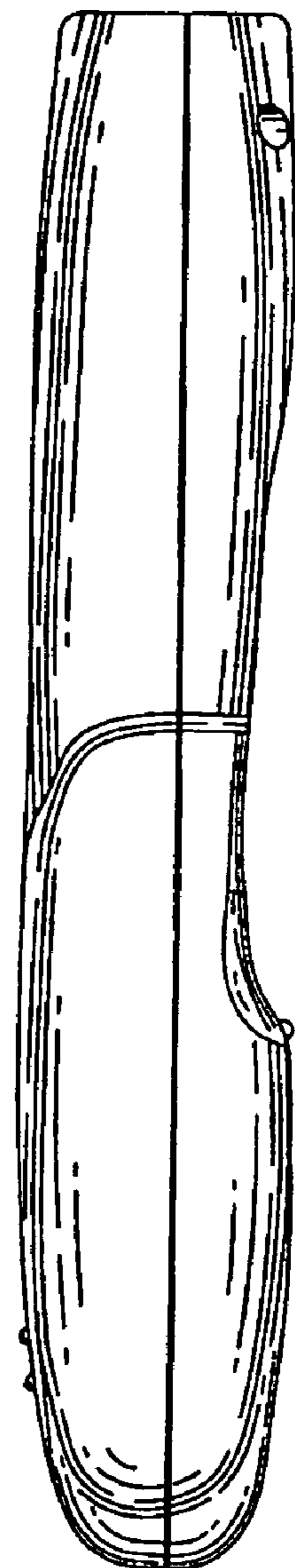


Fig. 3




Fig. 4

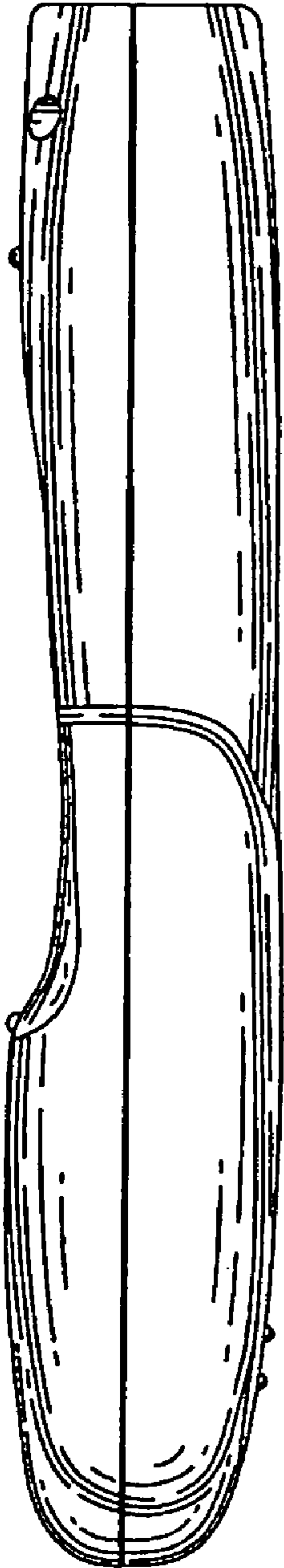


Fig. 5

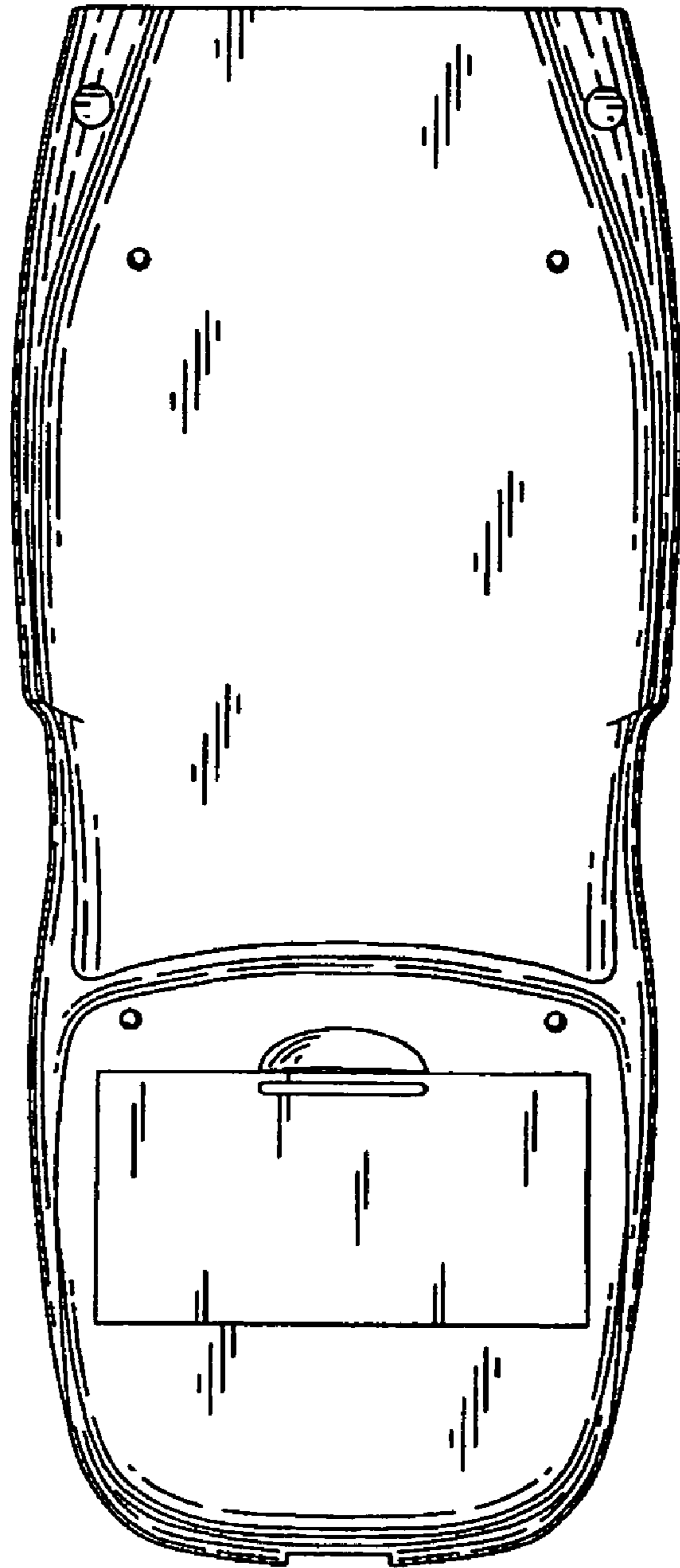


Fig. 6