

US00D560096S

(12) **United States Design Patent**
Bras

(10) **Patent No.:** **US D560,096 S**
(45) **Date of Patent:** **** Jan. 22, 2008**

(54) **KITCHEN KNIFE**
(75) Inventor: **Michel Bras**, Laguiole (FR)
(73) Assignee: **KAI R & D Center Co., Ltd.**,
Gifu-ken (JP)

D497,523 S * 10/2004 Chen D7/650
D513,927 S * 1/2006 Chen D7/395
D524,121 S * 7/2006 Loeb D7/649
D539,616 S * 4/2007 Taylor et al. D7/649
D546,134 S * 7/2007 Leuze D7/649

(**) Term: **14 Years**
(21) Appl. No.: **29/236,292**
(22) Filed: **Aug. 15, 2005**

FOREIGN PATENT DOCUMENTS

JP 1217879 9/2004

* cited by examiner

Primary Examiner—Caron D. Veynar
Assistant Examiner—Ricky Pham
(74) *Attorney, Agent, or Firm*—Rodman & Rodman

(30) **Foreign Application Priority Data**
Feb. 23, 2005 (JP) 2005-004997

(57) **CLAIM**

(51) **LOC (8) Cl.** **07-02**
(52) **U.S. Cl.** **D7/401.2**
(58) **Field of Classification Search** D4/138;
D7/393, 395, 401.2, 642–646, 649–653, 662–664,
D7/688, 695–696; D8/10, 36, 75, 80, 83,
D8/87, 98, 99, 102, 107, 300, 303; D18/34.9;
D22/118; 30/123.5–123.7, 124–125, 128,
30/142–143, 147–149, 169, 304, 316, 329,
30/340, 342–346, 353, 355, 394
See application file for complete search history.

The ornamental design for a kitchen knife, as shown and described.

DESCRIPTION

(56) **References Cited**

U.S. PATENT DOCUMENTS

D266,392 S * 10/1982 Hoffberger D7/650
4,955,139 A * 9/1990 Clotten et al. 30/340
5,081,770 A * 1/1992 Fierthaler 30/355
D474,655 S * 5/2003 Schmidt D7/649
6,625,890 B2 * 9/2003 Hufnagel et al. 30/344
D497,522 S * 10/2004 Reichenbach et al. D7/649

FIG. 1 is a front perspective view of a kitchen knife showing my new design;
FIG. 2 is a rear perspective view thereof;
FIG. 3 is a front view thereof;
FIG. 4 is a rear view thereof;
FIG. 5 is a top plan view thereof;
FIG. 6 is a bottom plan view thereof;
FIG. 7 is a right side elevational view thereof; and,
FIG. 8 is a left side elevational view thereof.

The broken lines are shown for illustrative purposes only and form no part of the claimed design.

1 Claim, 3 Drawing Sheets

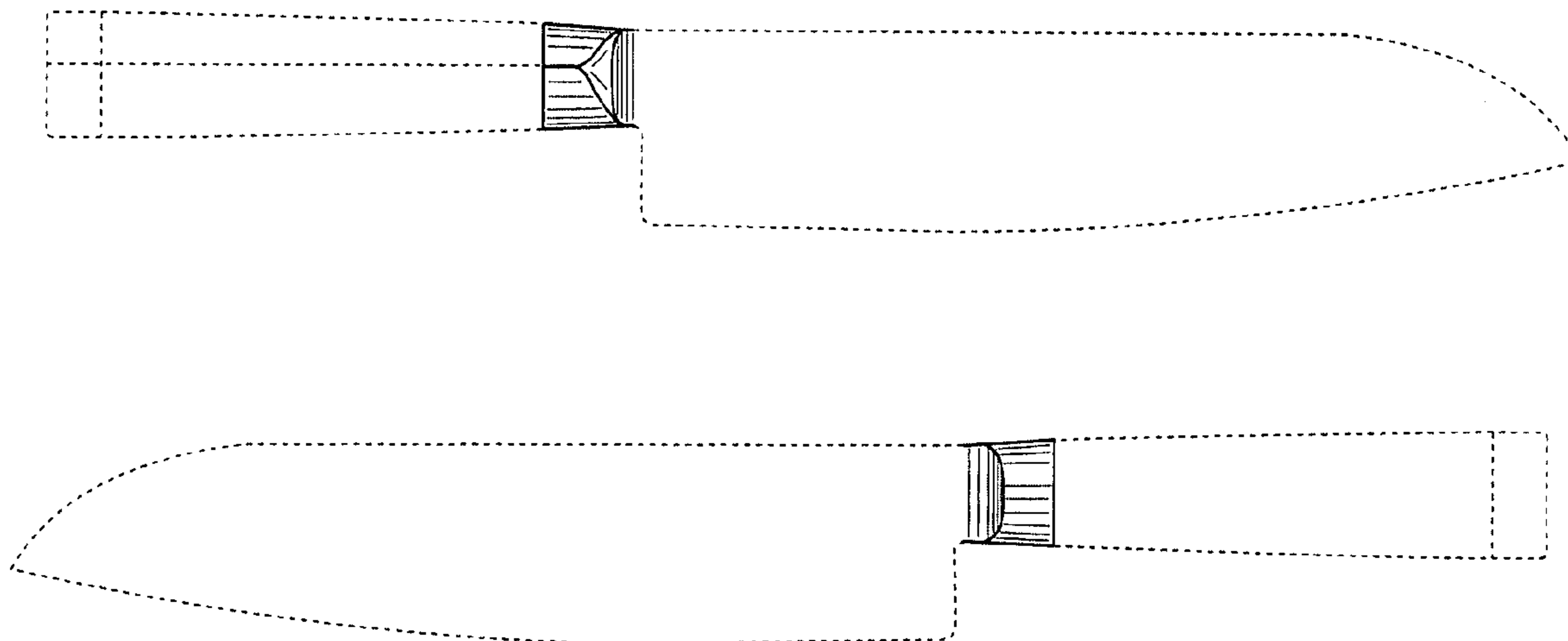


FIG. 1

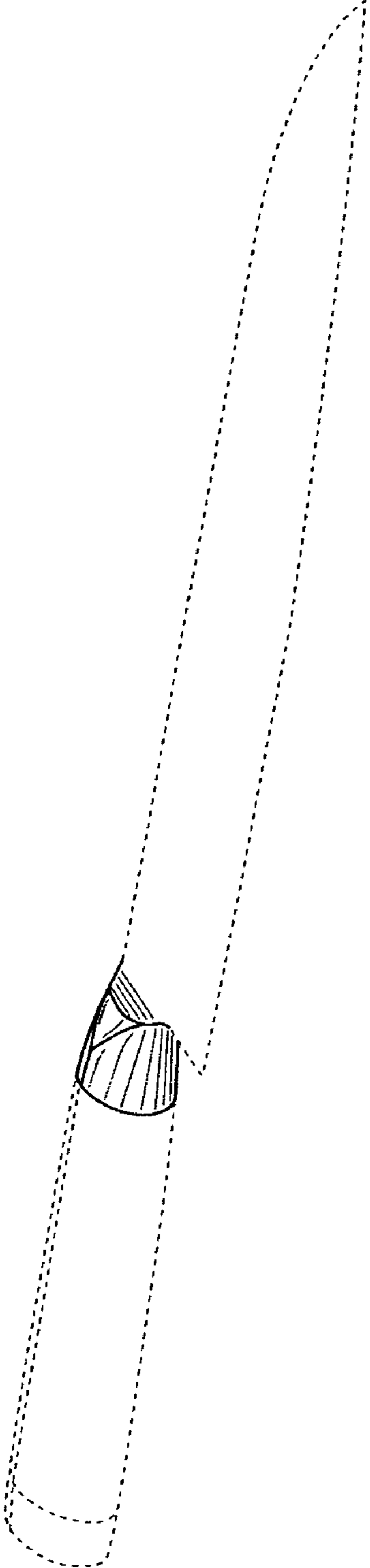


FIG. 2

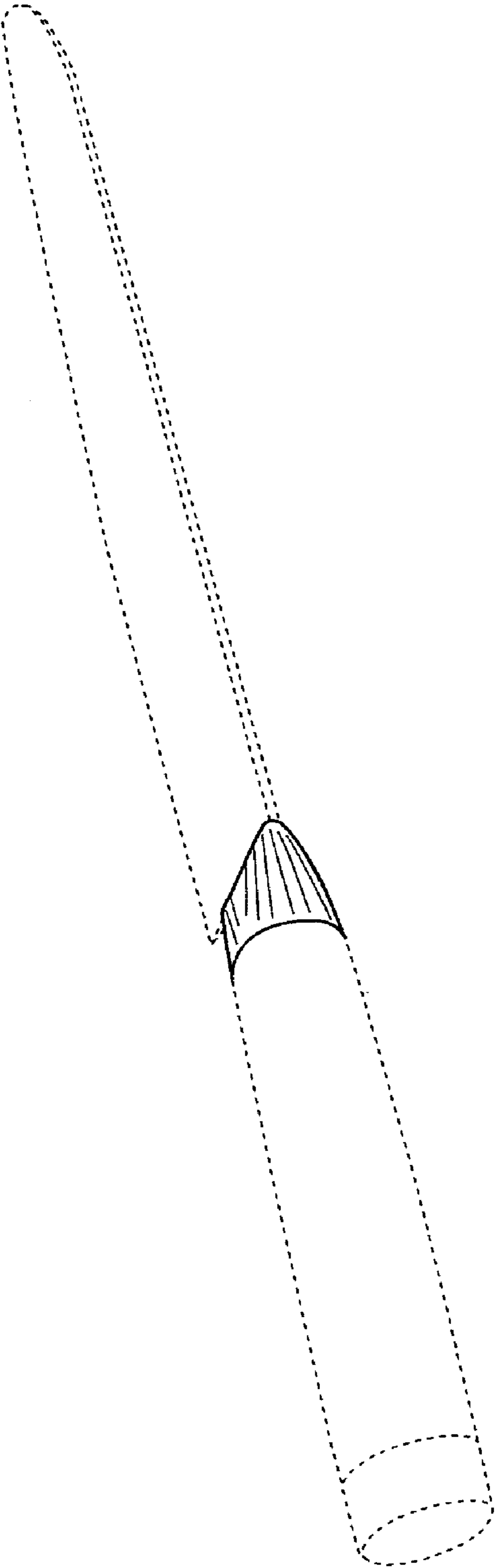


FIG. 3




FIG. 4




FIG. 5

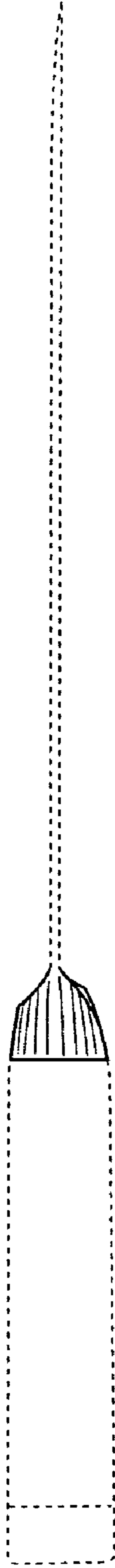


FIG. 6




FIG. 7

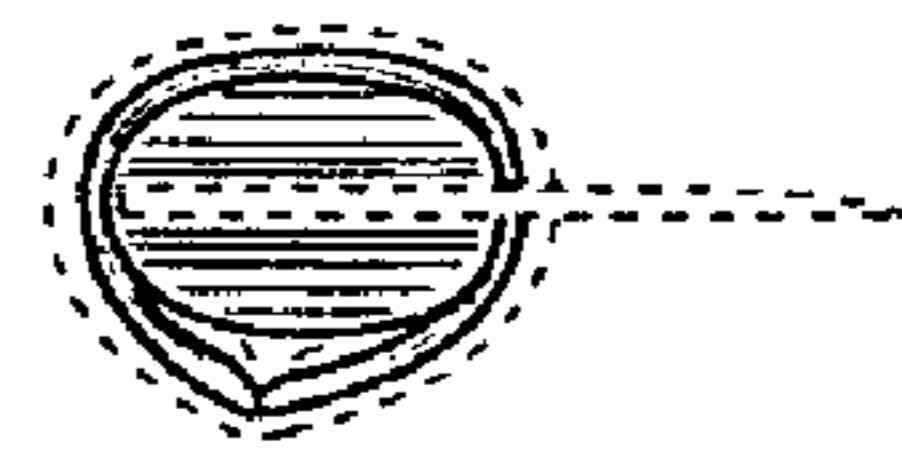


FIG. 8

