



US00D560077S

(12) **United States Design Patent**  
**Zambelli**

(10) **Patent No.:** **US D560,077 S**

(45) **Date of Patent:** **\*\* Jan. 22, 2008**

(54) **AUDIO VIDEO SHELVING UNIT**

(75) Inventor: **Michael P. Zambelli**, Basking Ridge,  
NJ (US)

(73) Assignee: **Bell'O International Corp.**,  
Morganville, NJ (US)

(\*\*) Term: **14 Years**

(21) Appl. No.: **29/270,910**

(22) Filed: **Jan. 5, 2007**

(51) **LOC (8) Cl.** ..... **06-04**

(52) **U.S. Cl.** ..... **D6/436**

(58) **Field of Classification Search** ..... D6/432-448,  
D6/470, 477, 479, 480; 312/114, 138.1,  
312/204, 224, 237, 257.1, 241, 278, 279  
See application file for complete search history.

(56) **References Cited**

**U.S. PATENT DOCUMENTS**

D429,915 S *	8/2000	Hazen et al.	.....	D6/432
D446,047 S *	8/2001	Stone et al.	.....	D6/445
D472,073 S	3/2003	de Carolis		
D472,074 S	3/2003	de Carolis		
D472,075 S	3/2003	de Carolis		
D478,432 S *	8/2003	Juneau	.....	D6/436
D489,548 S	5/2004	Malizia et al.		
D491,748 S	6/2004	deCarolis		
D491,749 S	6/2004	Malizia et al.		
D491,750 S	6/2004	Bertoncini et al.		
D491,753 S	6/2004	deCarolis		
D492,860 S	7/2004	Bertoncini et al.		
D493,982 S	8/2004	deCarolis		
D496,807 S	10/2004	deCarolis		
D497,061 S	10/2004	Decarolis		
D499,582 S *	12/2004	McDiarmid	.....	D6/470
D505,573 S	5/2005	Malizia		
D507,433 S	7/2005	Portnoy		

D508,172 S	8/2005	Malizia et al.		
D515,337 S	2/2006	deCarolis		
D516,838 S	3/2006	Portnoy		
D516,840 S	3/2006	deCarolis		
D519,757 S	5/2006	Portnoy		
D522,773 S *	6/2006	Becker	.....	D6/470
D525,052 S	7/2006	Malizia et al.		
D527,208 S	8/2006	Malizia et al.		
D528,827 S *	9/2006	Becker	.....	D6/470
D535,497 S	1/2007	Portnoy		

**OTHER PUBLICATIONS**

Bell'O 2005/6 International Catalog.

\* cited by examiner

*Primary Examiner*—Mimosa De

(74) *Attorney, Agent, or Firm*—Lerner, David, Littenberg,  
Krumholz & Mentlik, LLP

(57) **CLAIM**

The ornamental design for audio video shelving unit, as shown and described.

**DESCRIPTION**

FIG. 1 is a front perspective view of the audio video shelving unit;

FIG. 2 is a front view thereof;

FIG. 3 is a rear view thereof;

FIG. 4 right side view thereof (the left side being a mirror image of the right side view);

FIG. 5 is a top plan view thereof; and,

FIG. 6 is a front perspective view of a second embodiment of the audio video shelving unit.

The broken lines shown in the drawing are for illustrative purposes only and forms no part of the claimed design.

**1 Claim, 6 Drawing Sheets**

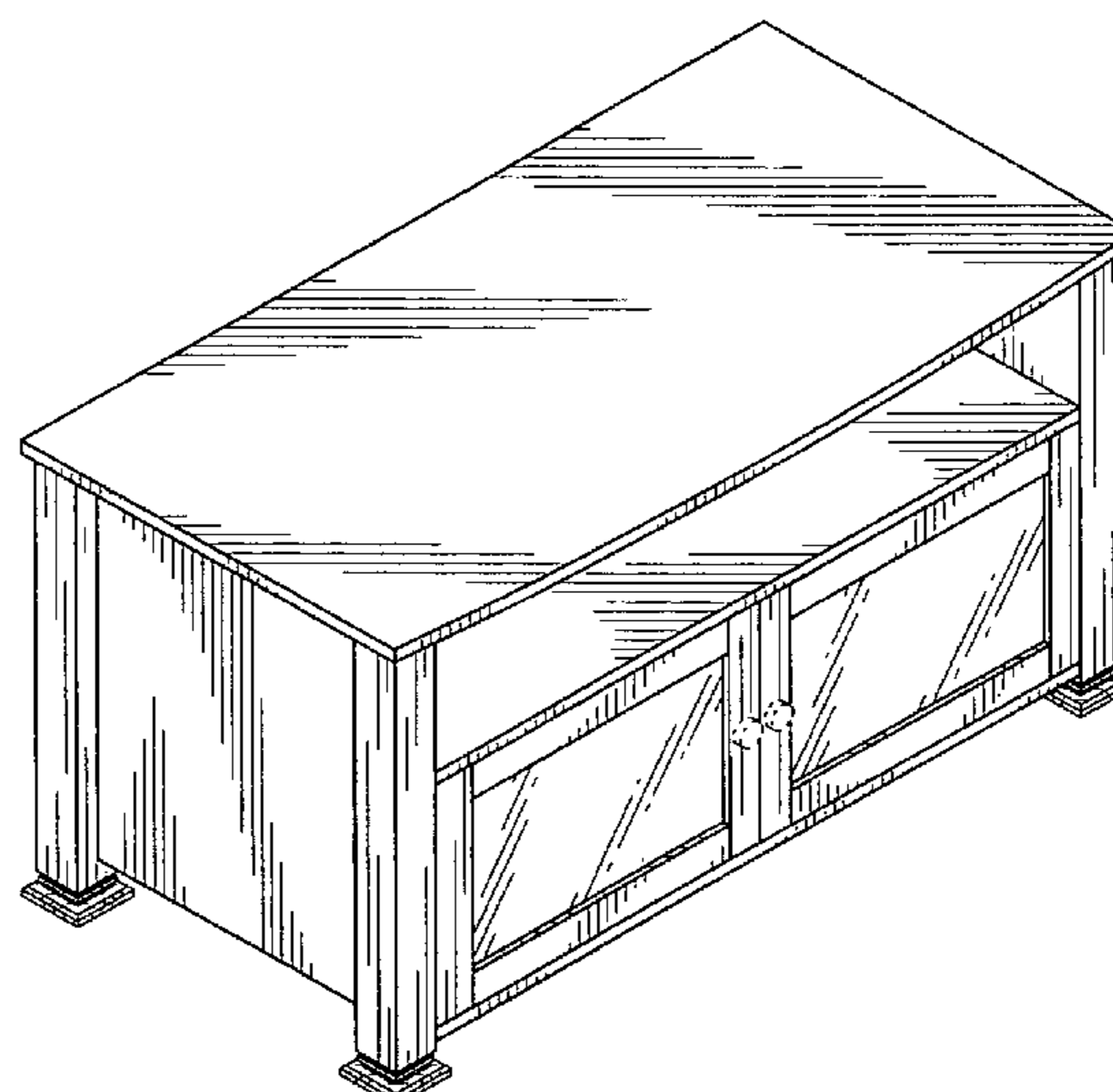
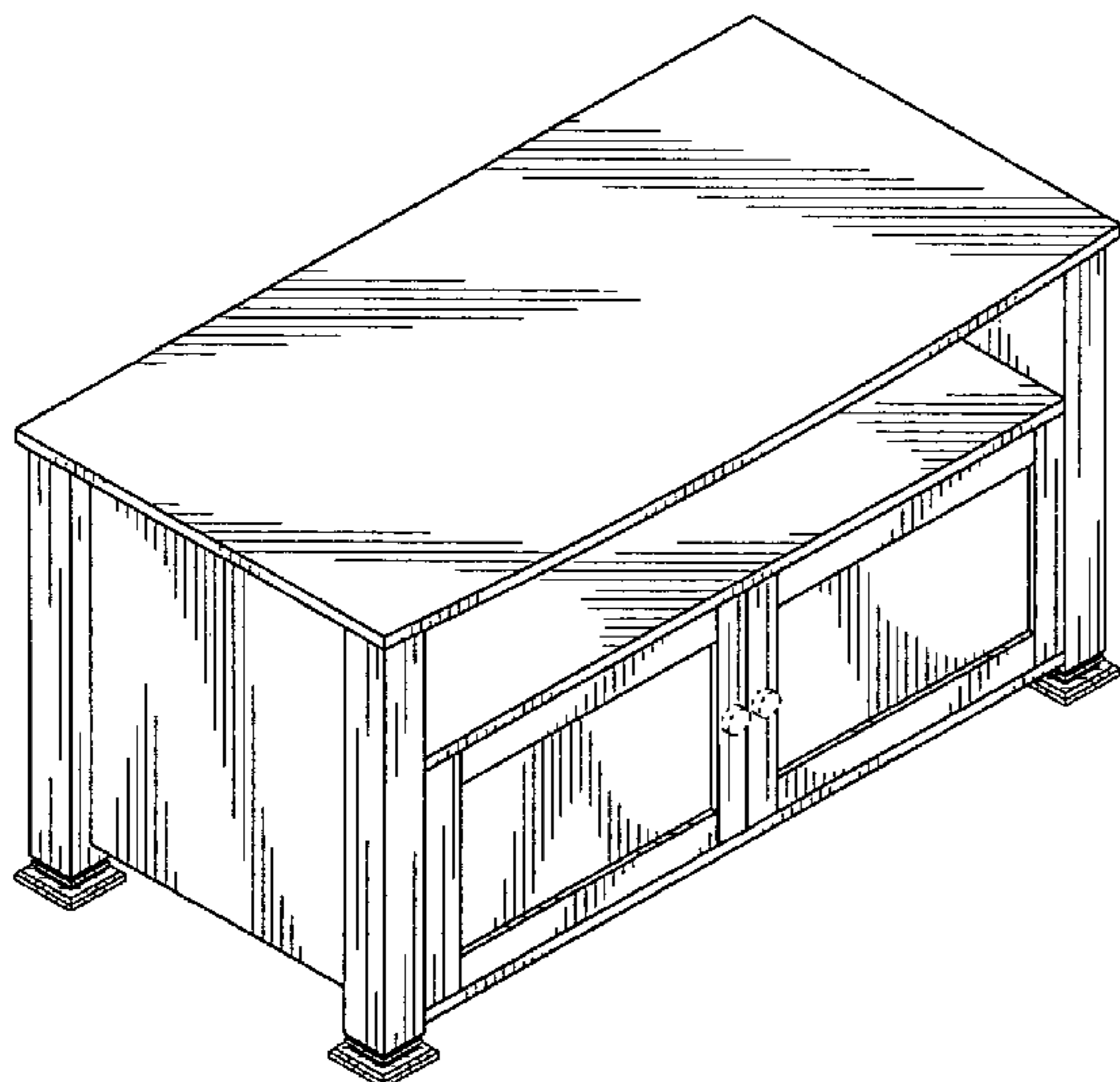
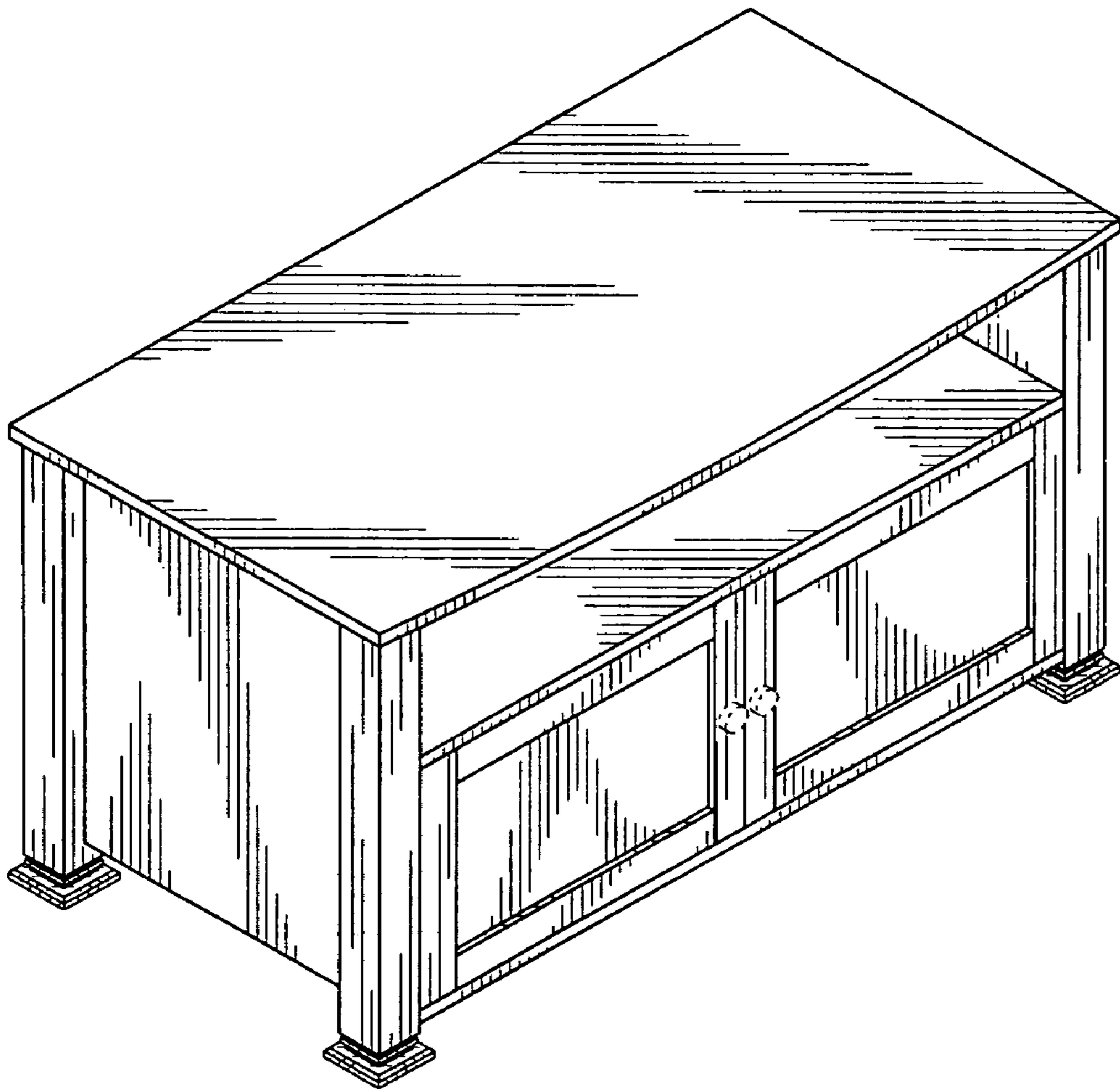
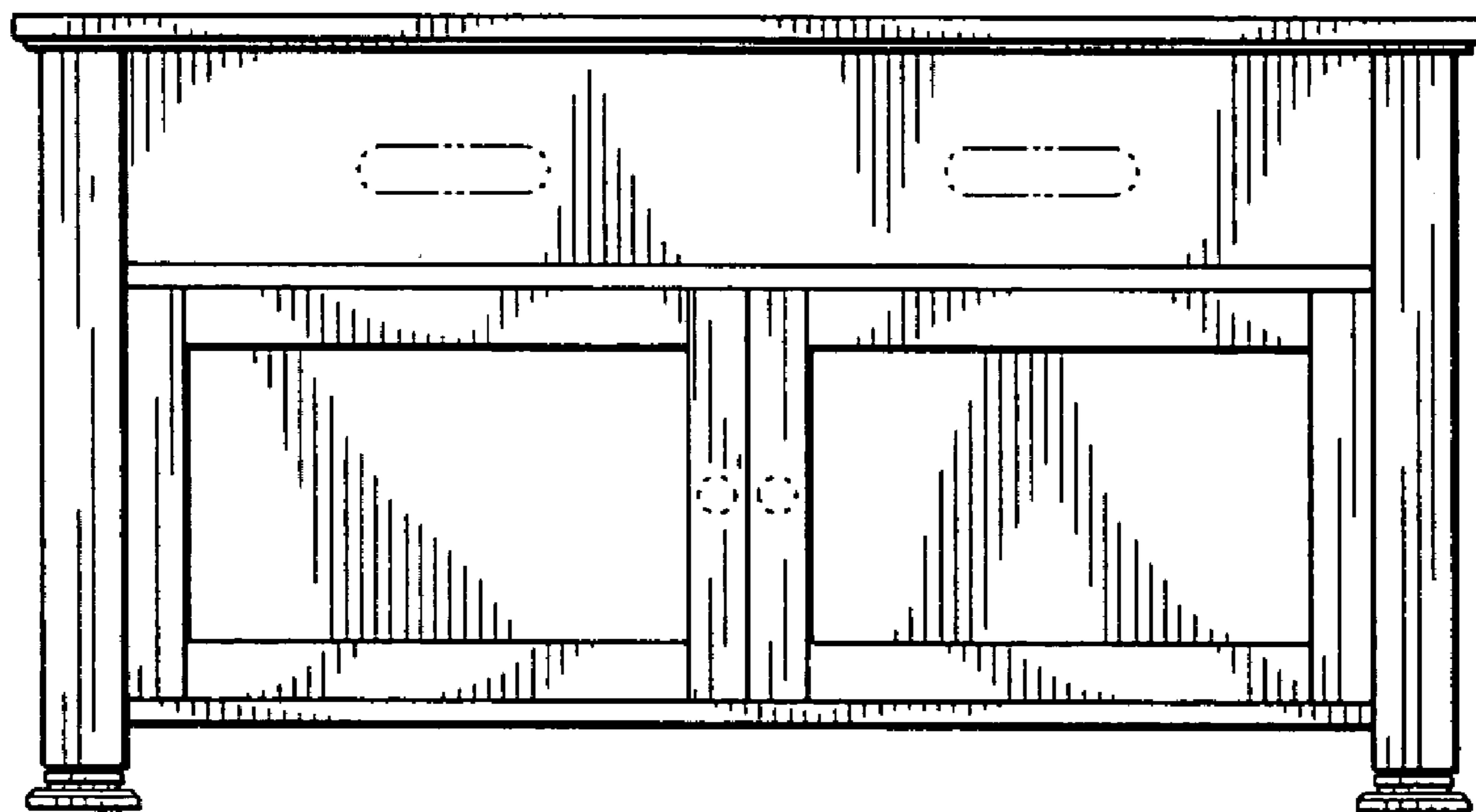


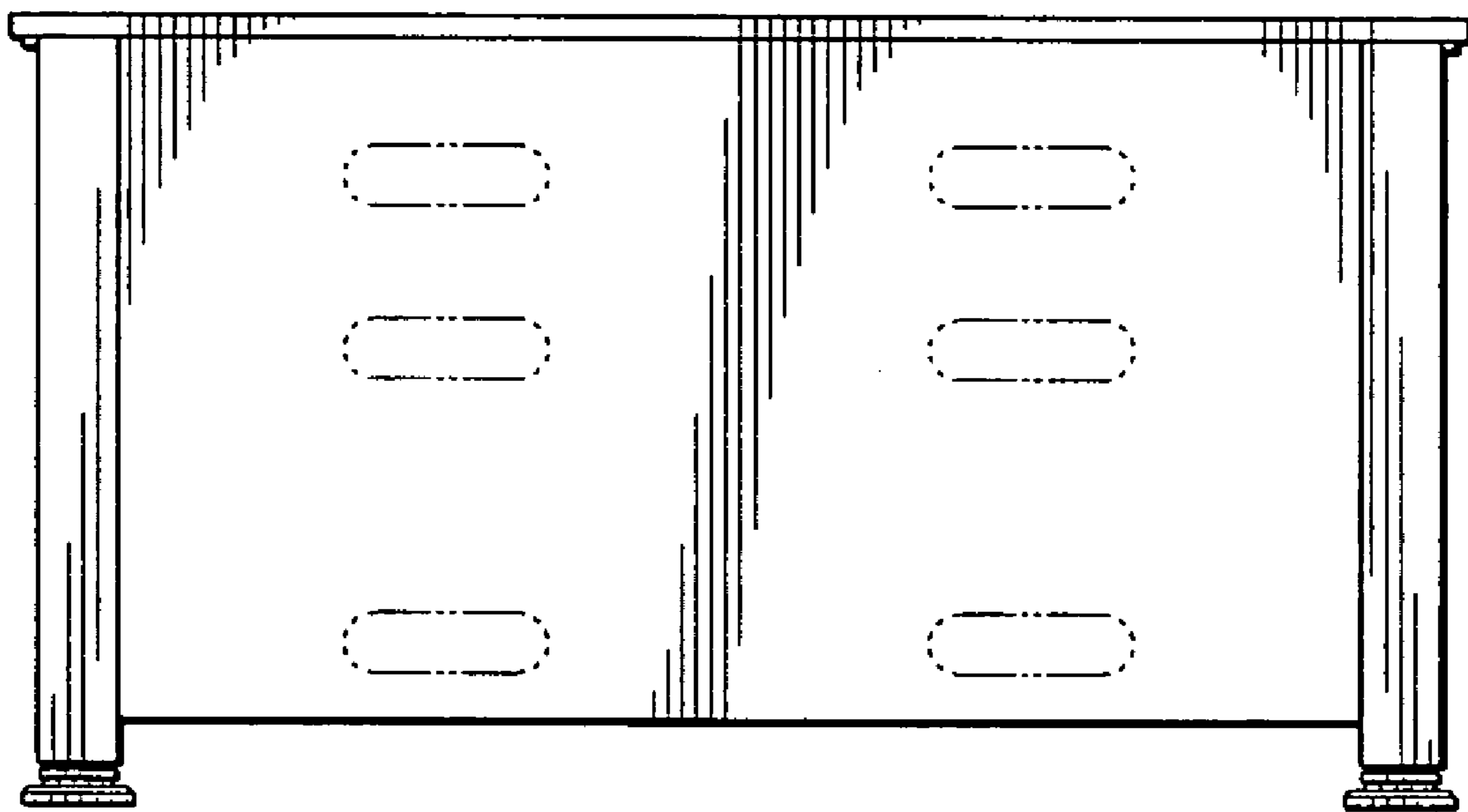
FIG. 1



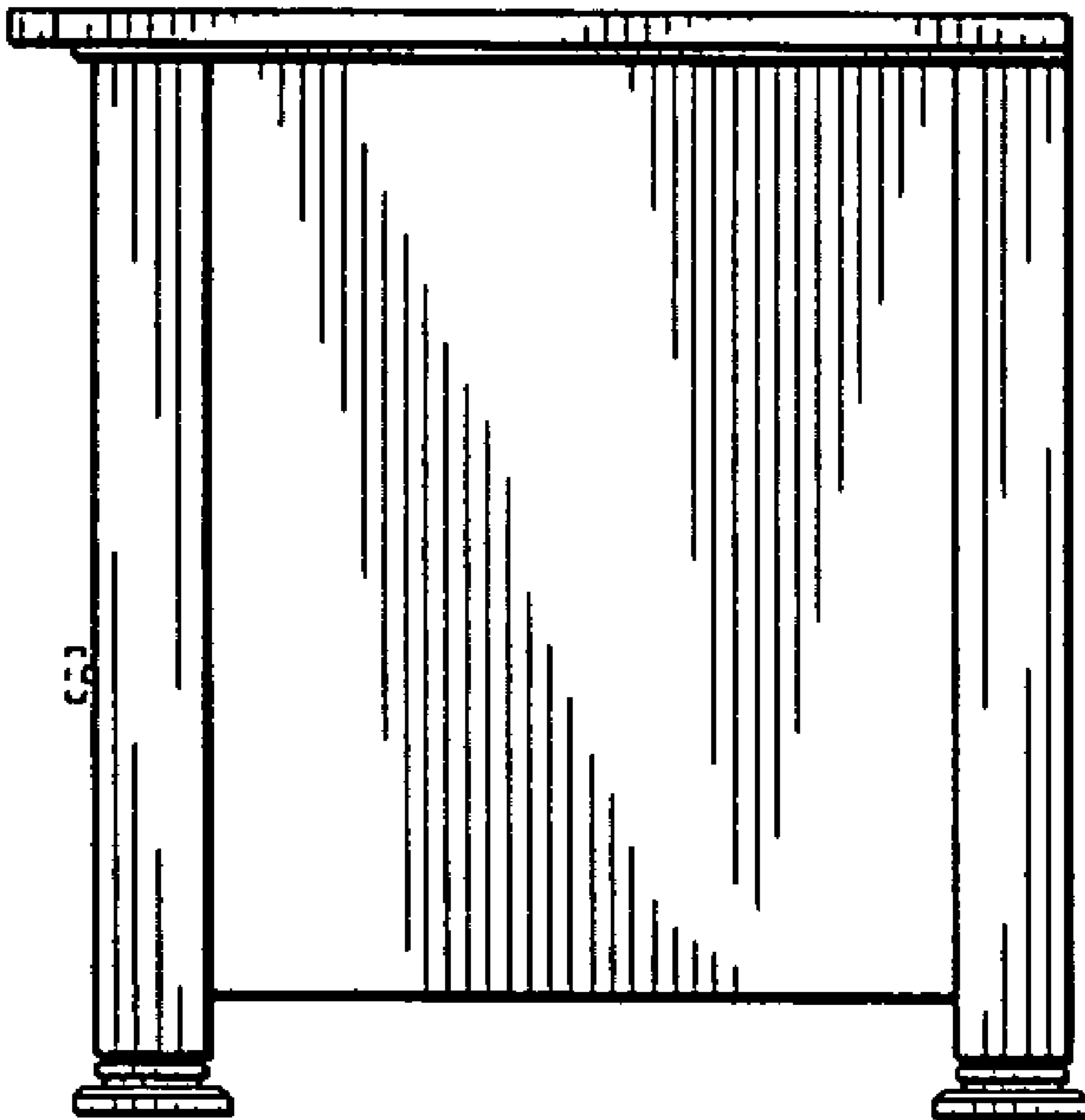
*FIG. 2*



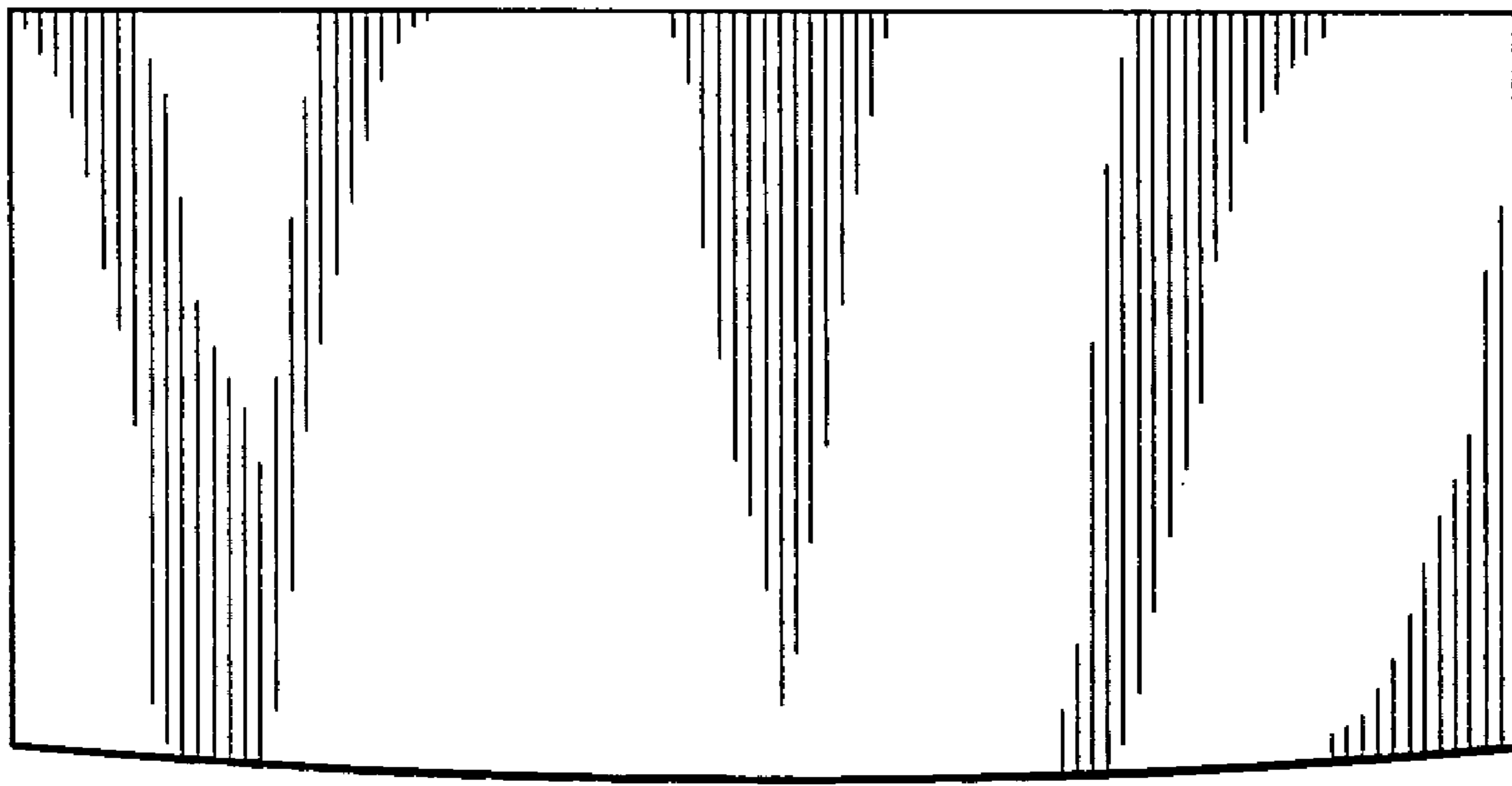
*FIG. 3*



**FIG. 4**



*FIG. 5*



*FIG. 6*

