



US00D560072S

(12) **United States Design Patent**  
**Willis**

(10) **Patent No.:** **US D560,072 S**  
(45) **Date of Patent:** **\*\* Jan. 22, 2008**

(54) **PRIVACY SEPARATOR**

(76) Inventor: **Timothy G. Willis**, 310 Evergreen La.,  
Yreka, CA (US) 96097

(\*\*) Term: **14 Years**

(21) Appl. No.: **29/250,953**

(22) Filed: **Dec. 7, 2006**

(51) **LOC (8) Cl.** ..... **06-01**

(52) **U.S. Cl.** ..... **D6/332**

(58) **Field of Classification Search** ..... D6/332,  
D6/396, 421, 449, 462, 509, 397; D20/10;  
D25/58; D14/307; 108/60, 61; 211/134,  
211/180; 312/4-6, 406, 265.5, 265.6; 52/238.1,  
52/239; 160/130, 131, 135, 351, 352, 353,  
160/371, DIG. 9

See application file for complete search history.

(56) **References Cited**

U.S. PATENT DOCUMENTS

626,441 A *	6/1899	Ramsey	281/3.1
2,244,042 A *	6/1941	Barlow	160/229.1
2,560,493 A	7/1951	Spring	
2,582,373 A *	1/1952	Cordrey	126/299 C
3,441,975 A	5/1969	Shepherd	
3,538,976 A *	11/1970	Jones et al.	160/130
3,996,705 A	12/1976	Gutierrez	
4,141,486 A	2/1979	Nilsen	
4,214,392 A *	7/1980	Virsen	40/605
4,288,937 A *	9/1981	Virsen	40/505
4,670,938 A	6/1987	Fowlston	
4,759,520 A *	7/1988	Levine	248/174
4,761,916 A	8/1988	Sanok et al.	
4,799,727 A	1/1989	Robbins et al.	
5,015,028 A	5/1991	Bonnett	
5,042,713 A	8/1991	Stafford	
5,050,663 A	9/1991	Rhoads et al.	
5,054,507 A *	10/1991	Sparks	135/97

5,092,385 A	3/1992	Beaulieu	
5,097,643 A *	3/1992	Wittler	52/238.1
D328,529 S *	8/1992	Lenarczyk	D6/329
5,292,060 A	3/1994	Focke et al.	
D352,140 S *	11/1994	Easton et al.	D30/156
5,377,857 A	1/1995	Taravella et al.	
5,537,766 A *	7/1996	Nickens et al.	40/605
5,538,178 A	7/1996	Zink et al.	
5,611,384 A *	3/1997	Carter	160/135
5,722,477 A *	3/1998	Richter et al.	160/135
5,775,919 A *	7/1998	Gardner	434/408
5,878,802 A *	3/1999	Richter et al.	160/135
5,960,848 A *	10/1999	Schirer	160/135
6,915,603 B2	7/2005	Hunt	
7,040,899 B2 *	5/2006	Armstrong	434/430
D544,922 S *	6/2007	Shaffer	D20/10
2003/0221798 A1 *	12/2003	Hunt et al.	160/135
2004/0112550 A1 *	6/2004	Green	160/135

\* cited by examiner

*Primary Examiner*—Sandra Snapp

(74) *Attorney, Agent, or Firm*—Allen, Dyer, Doppelt,  
Milbrath & Gilchrist, P.A.

(57) **CLAIM**

The ornamental design for a privacy separator, as shown and described.

**DESCRIPTION**

FIG. 1 is a front-top perspective view of the privacy separator of the present invention.

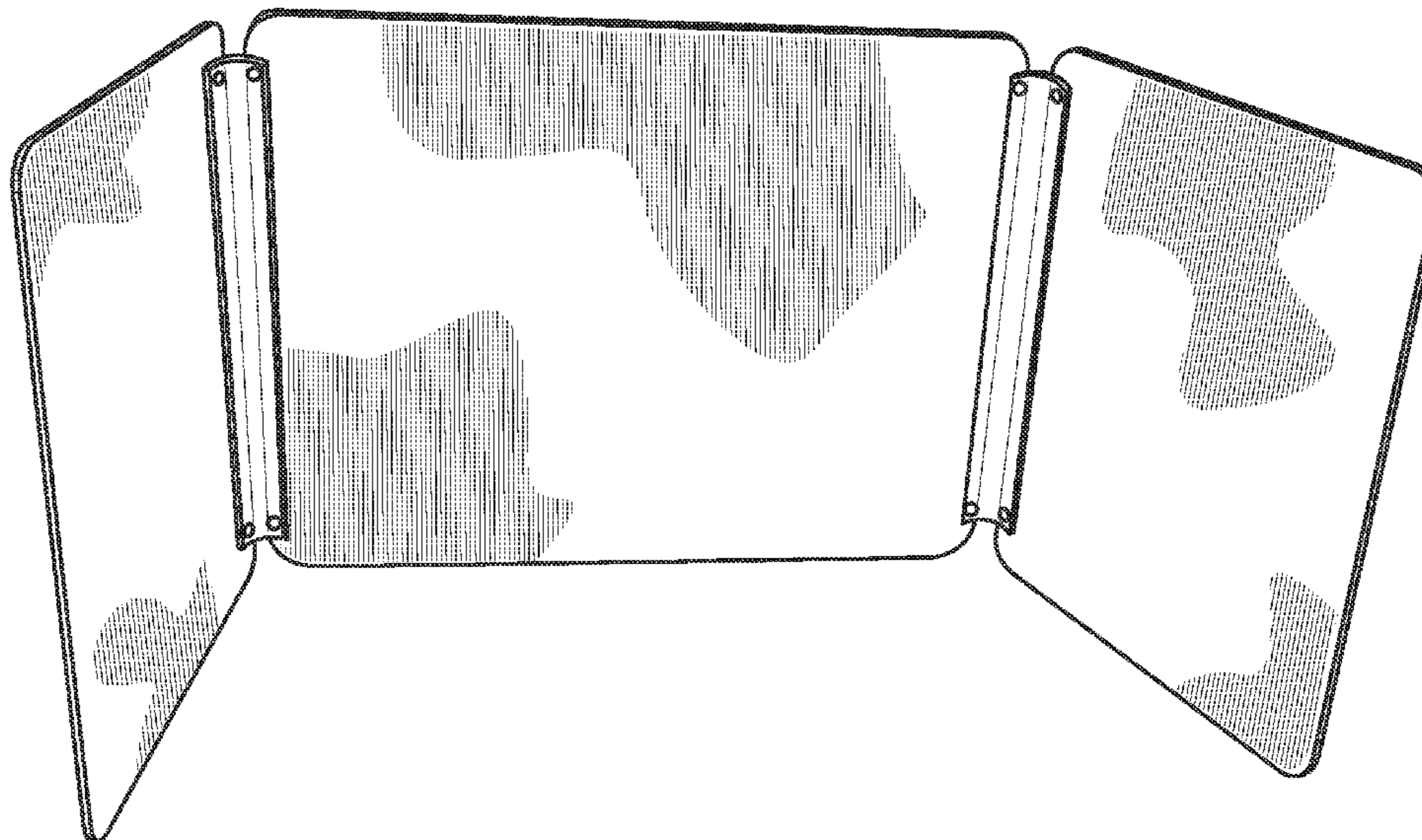
FIG. 2 is a front perspective view of the privacy separator, with the wings opened.

FIG. 3 is a top plan view of the privacy separator.

FIG. 4 is a rear plan view of the privacy separator; and,

FIG. 5 is a side elevation view of the privacy separator.

**1 Claim, 3 Drawing Sheets**



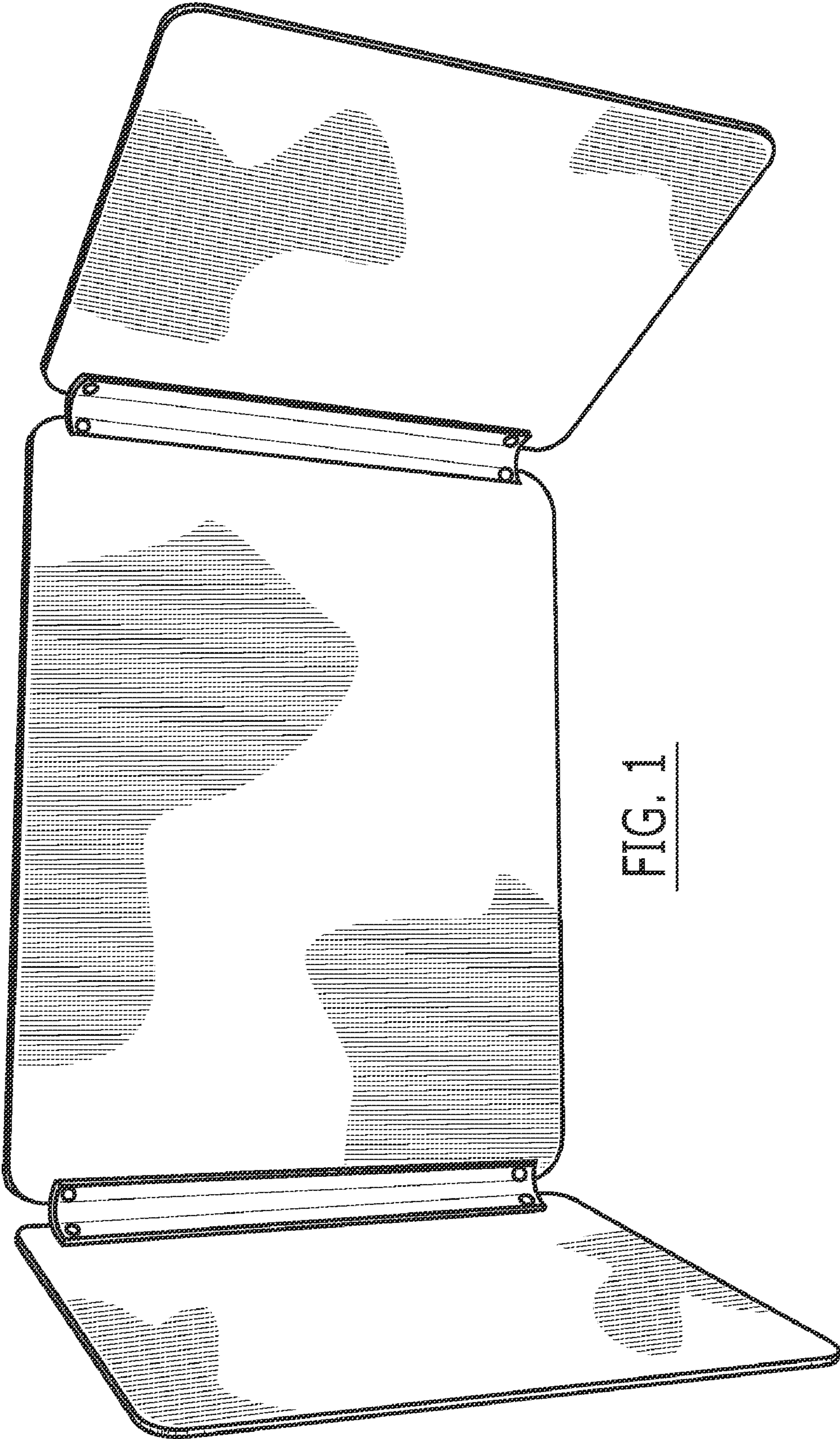


FIG. 1






FIG. 2

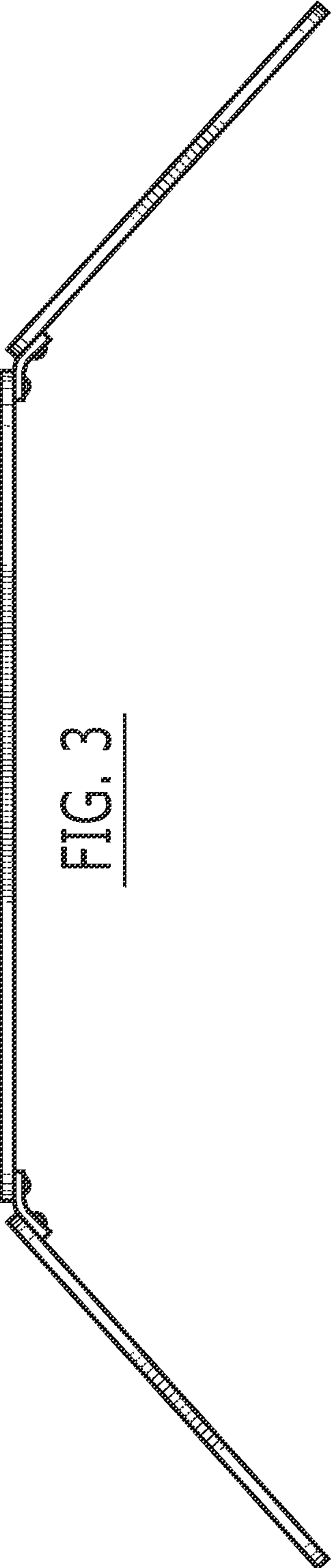


FIG. 3

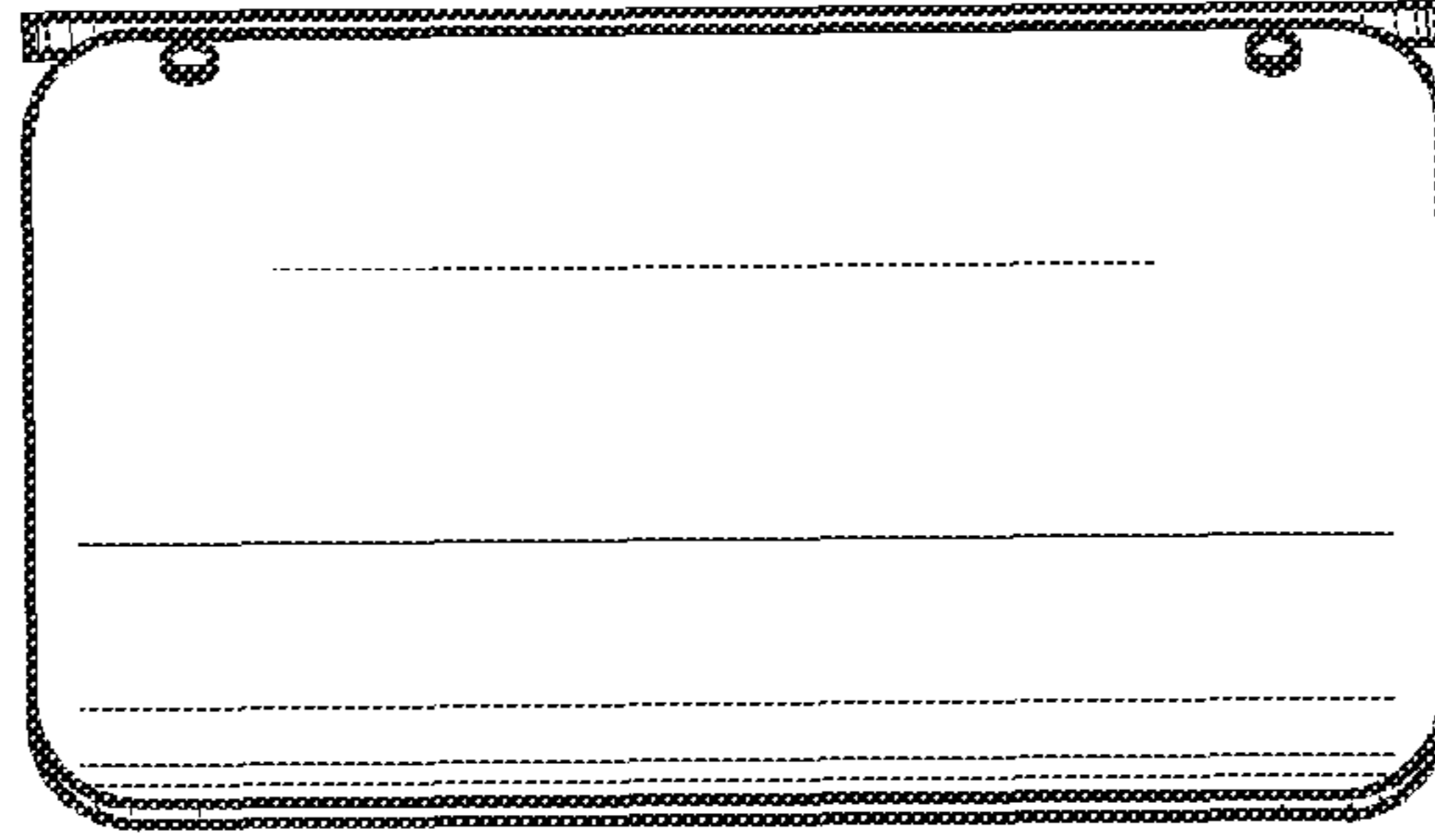


FIG. 5

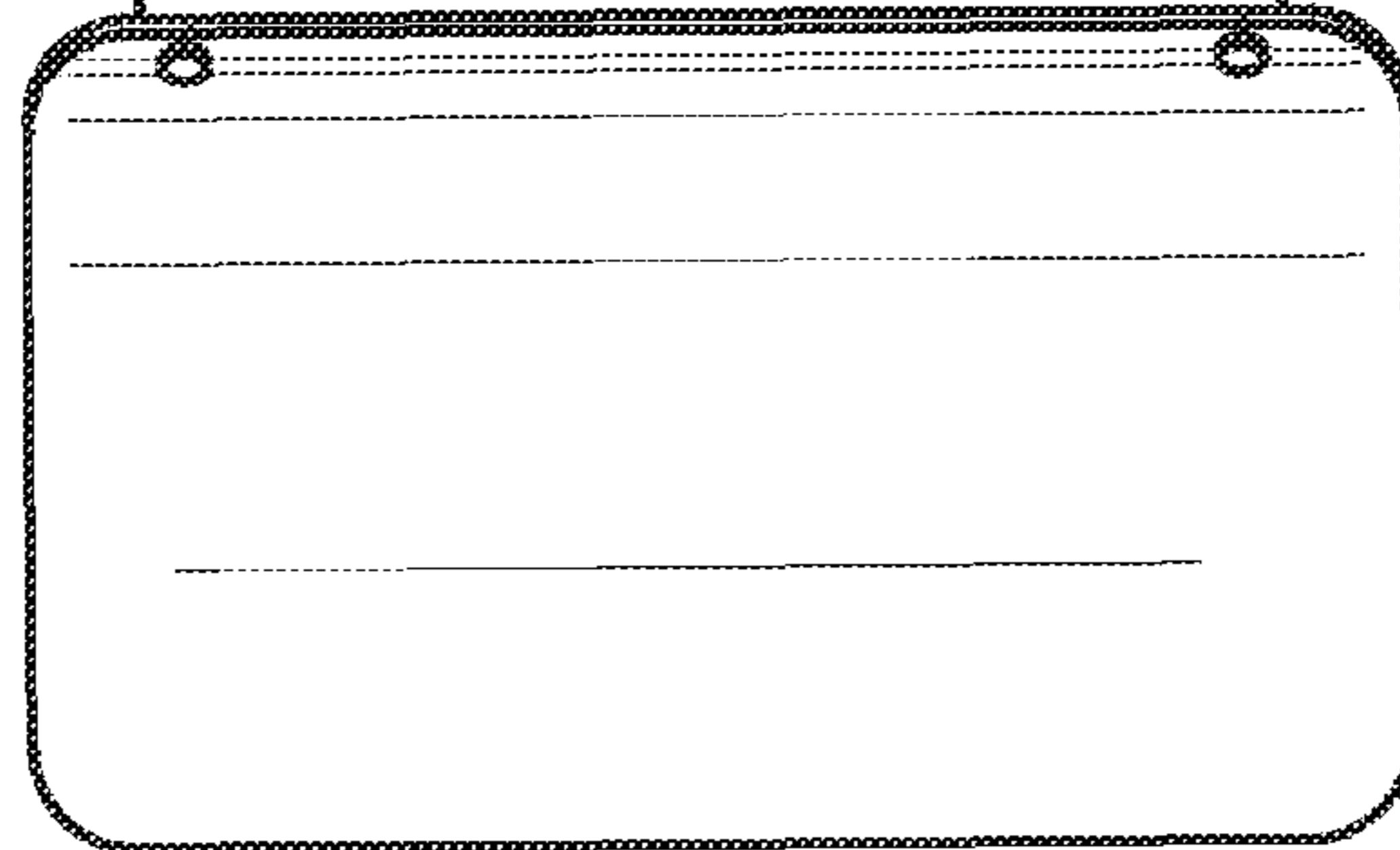

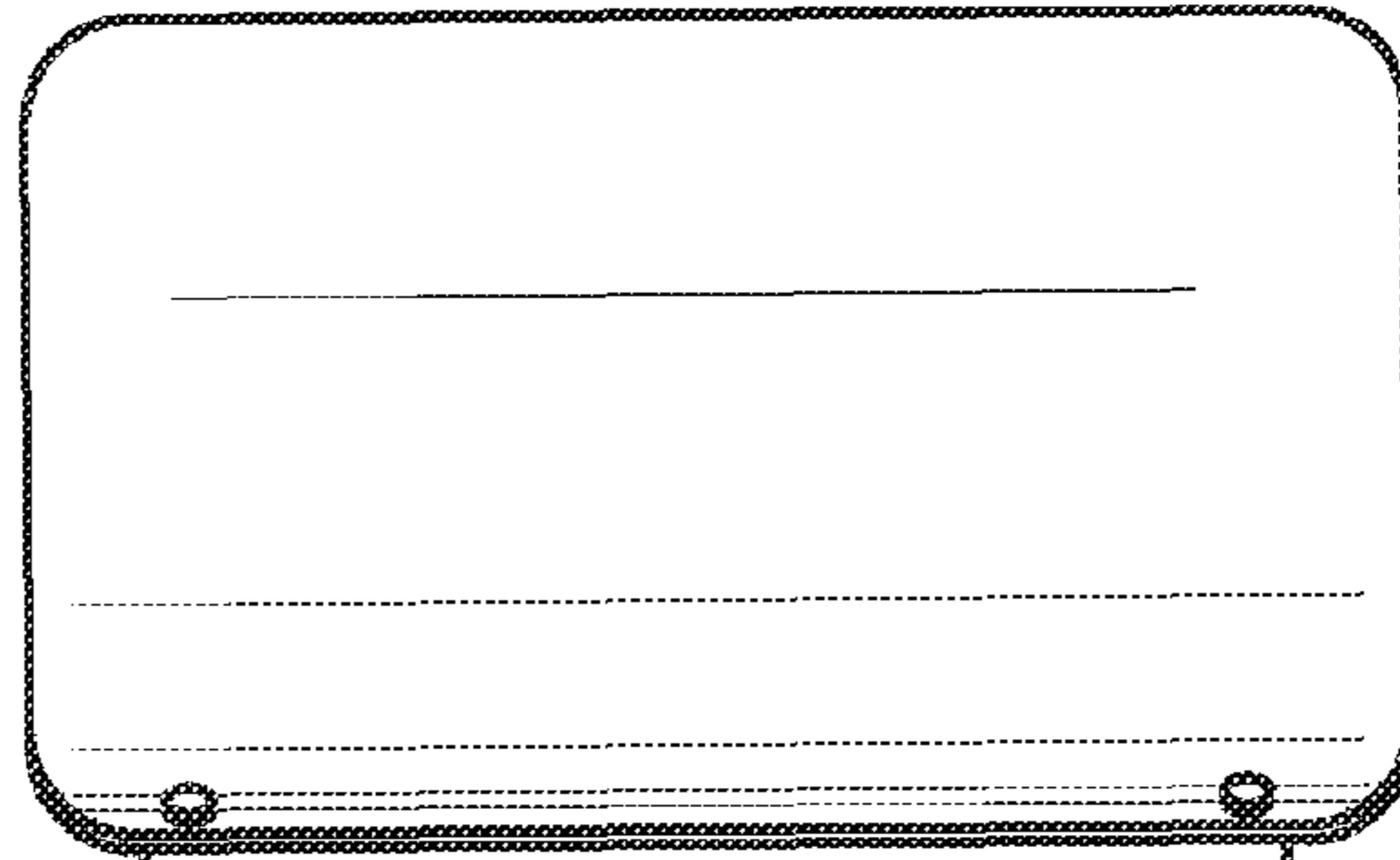


FIG. 4