



US00D560056S

(12) **United States Design Patent**
Belley et al.

(10) **Patent No.:** **US D560,056 S**

(45) **Date of Patent:** **** Jan. 22, 2008**

(54) **FOOTWEAR UPPER**

(75) Inventors: **Manon Belley**, Laval (CA); **Julie St. Louis**, Montreal (CA); **Annamaria Furlanetto**, Montebelluna (IT)

(73) Assignee: **Wolverine World Wide, Inc.**, Rockford, MI (US)

(**) Term: **14 Years**

(21) Appl. No.: **29/268,582**

(22) Filed: **Nov. 9, 2006**

(51) **LOC (8) Cl.** **02-99**

(52) **U.S. Cl.** **D2/969**

(58) **Field of Classification Search** D2/896,
D2/900, 902, 903, 905, 907, 908, 916, 919-921,
D2/923-925, 943, 944, 969, 972-974, 977;
36/8.1, 9 R, 10, 45, 50.1, 77 M, 77 R, 78,
36/83, 88, 112-114, 126-131

See application file for complete search history.

(56) **References Cited**

U.S. PATENT DOCUMENTS

D244,727 S *	6/1977	Borri	D2/924
D377,264 S *	1/1997	Wunsch	D2/977
D425,291 S *	5/2000	Matis	D2/969
D425,692 S *	5/2000	Matis	D2/969
D444,294 S *	7/2001	Fini	D2/972
D450,913 S *	11/2001	Banik et al.	D2/909
D459,575 S *	7/2002	Garcia	D2/907
D463,903 S *	10/2002	Rogers	D2/969
D482,189 S *	11/2003	Belley et al.	
D494,357 S *	8/2004	Del Biondi	D2/977
D504,011 S *	4/2005	Robbins et al.	D2/969
D504,210 S *	4/2005	Le et al.	D2/969
D513,360 S *	1/2006	Robbins et al.	D2/969
D514,787 S *	2/2006	Le	D2/969
D514,790 S *	2/2006	Ardissono et al.	
D514,793 S *	2/2006	Corbi Rico	D2/969

D515,300 S *	2/2006	White et al.	D2/972
D517,295 S *	3/2006	Robbins et al.	
D525,775 S *	8/2006	Cintron	D2/977
D526,115 S *	8/2006	Ferraresso et al.	
D545,540 S *	7/2007	Matis	D2/969
D545,541 S *	7/2007	Belley et al.	D2/969
D545,544 S *	7/2007	Matis et al.	D2/969
D546,534 S *	7/2007	Belley et al.	D2/969
D548,938 S *	8/2007	Belley et al.	D2/969

OTHER PUBLICATIONS

Merrell Spring 2006 Catalog, pp. 53, 54.

* cited by examiner

Primary Examiner—Dominic Simone

(74) *Attorney, Agent, or Firm*—Warner Norcross & Judd LLP

(57) **CLAIM**

The ornamental design for footwear upper, as shown and described.

DESCRIPTION

FIG. 1 is a perspective view of the footwear upper embodying the new design;

FIG. 2 is a top view thereof;

FIG. 3 is a right side view thereof;

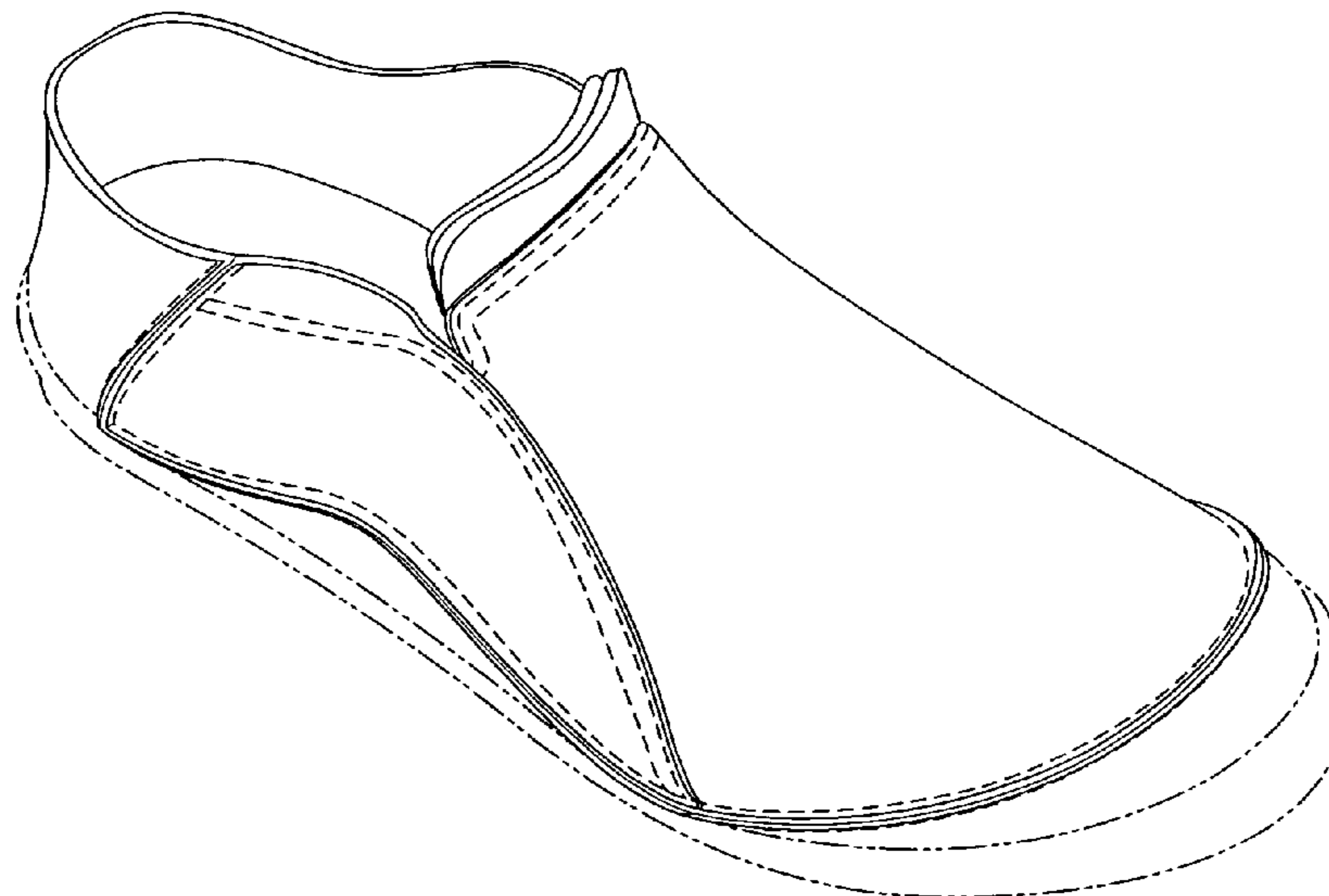
FIG. 4 is a left side view thereof;

FIG. 5 is a front view thereof; and,

FIG. 6 is a rear view thereof.

FIGS. 1-6 show features of an article of footwear in phantom lines. These features are shown for environmental purposes and do not form any part of the claimed design. Further, the phantom lines immediately adjacent the solid-line portions of the design form the boundary of the design, with the phantom lines forming no part of the claimed design.

1 Claim, 4 Drawing Sheets



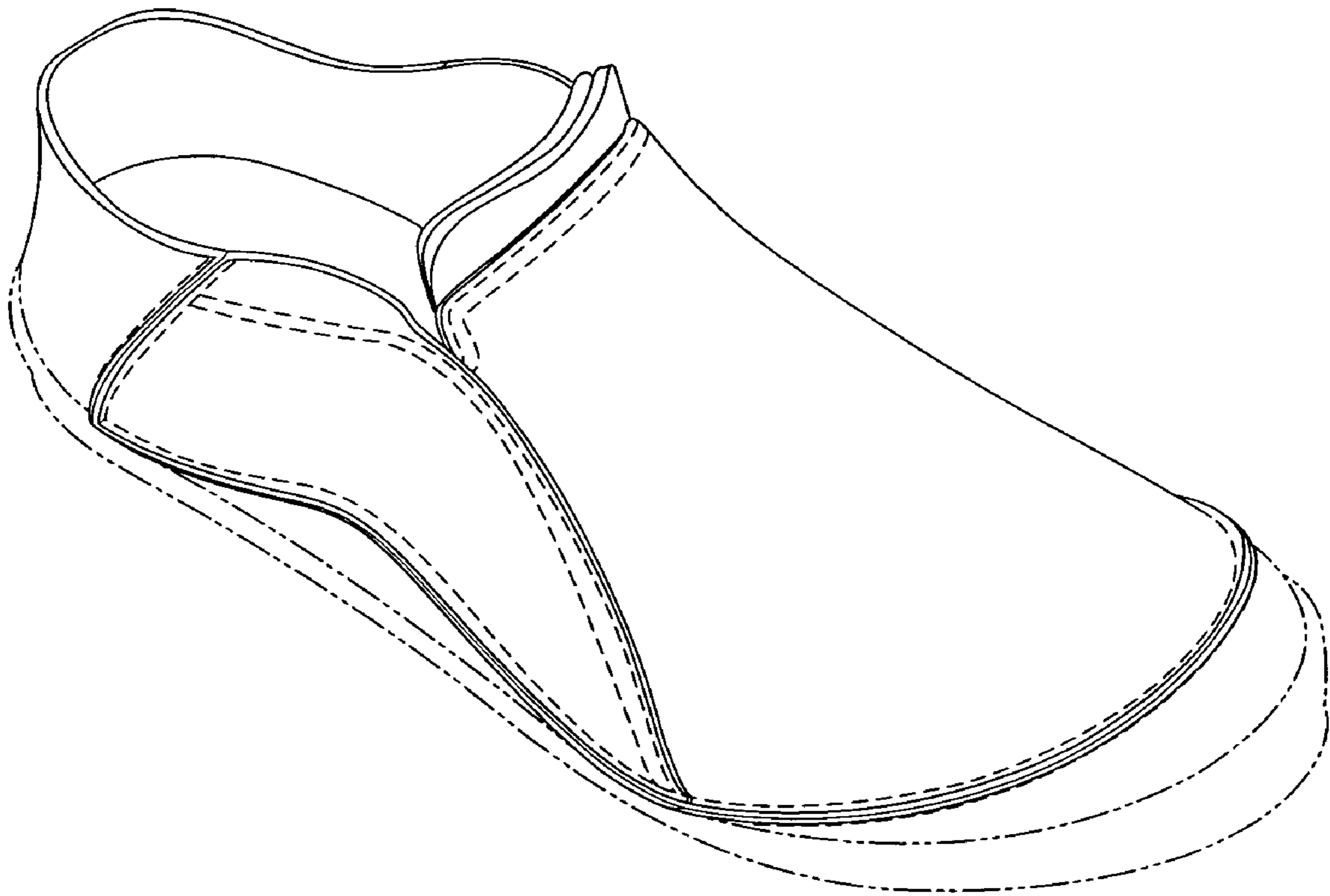


Fig. 1

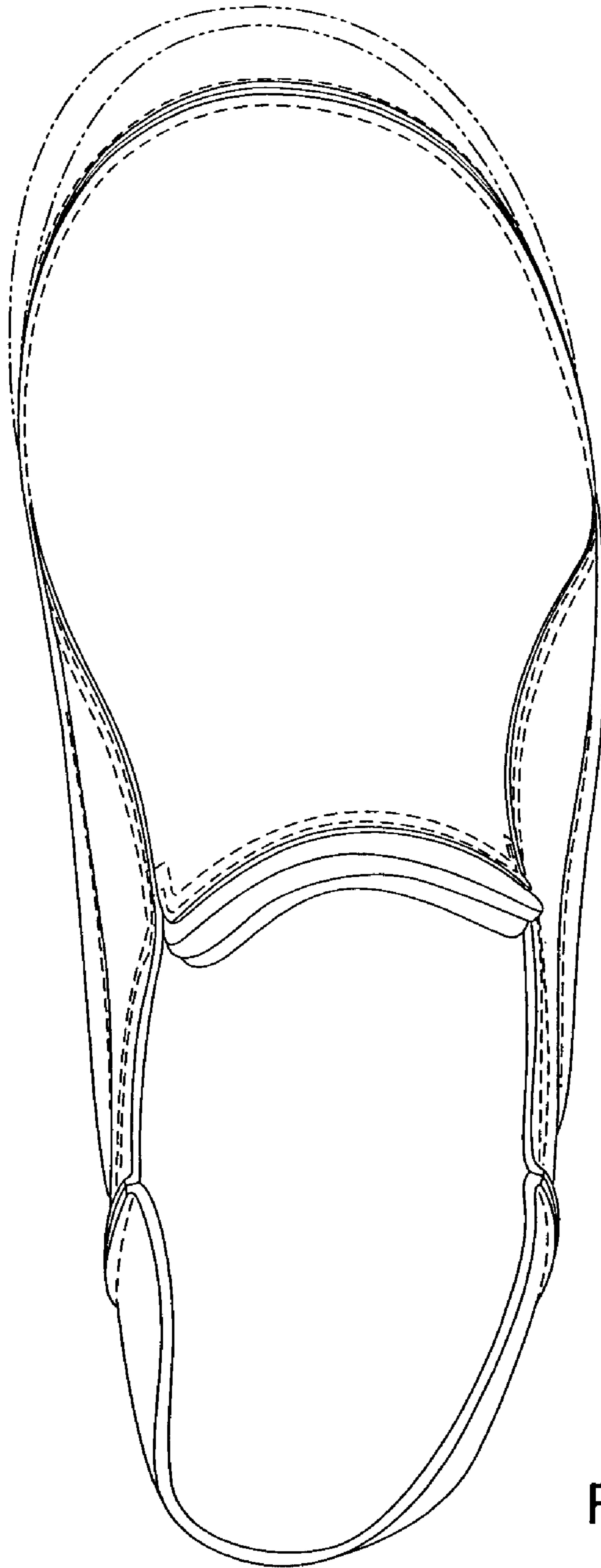


Fig. 2

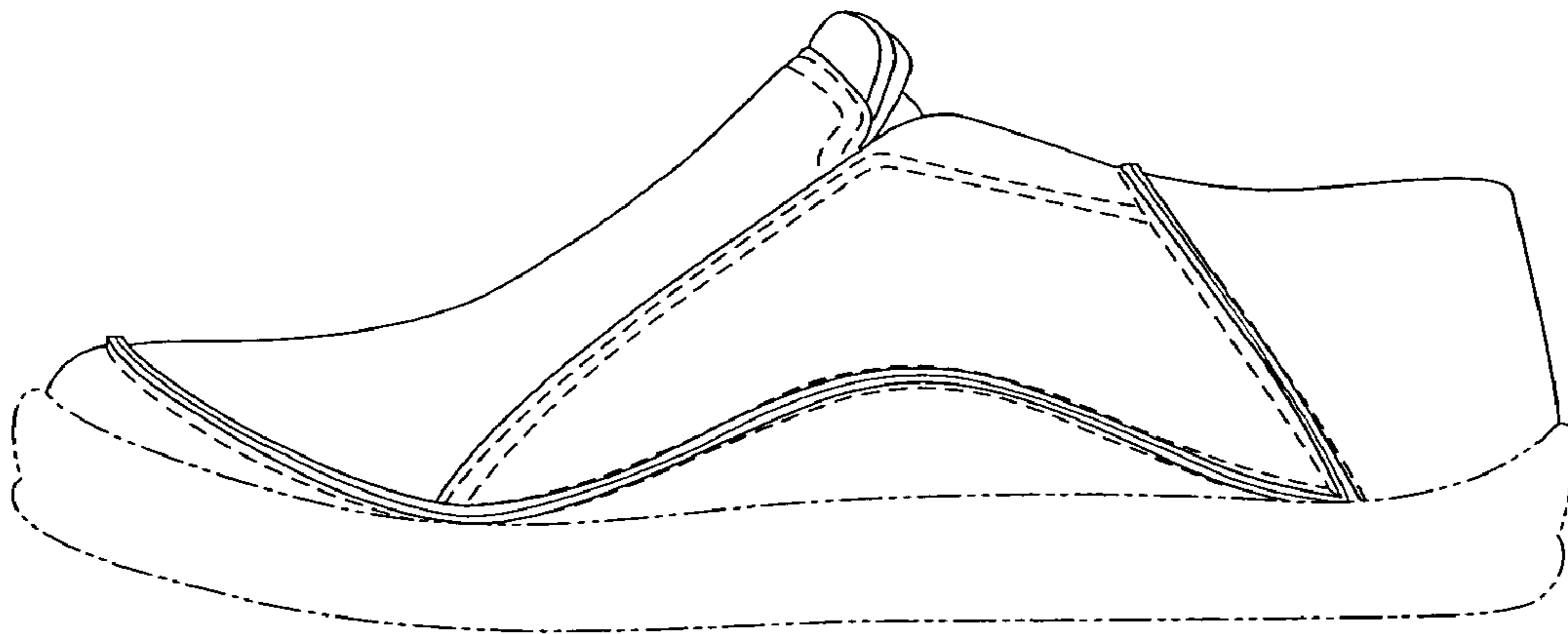


Fig. 3

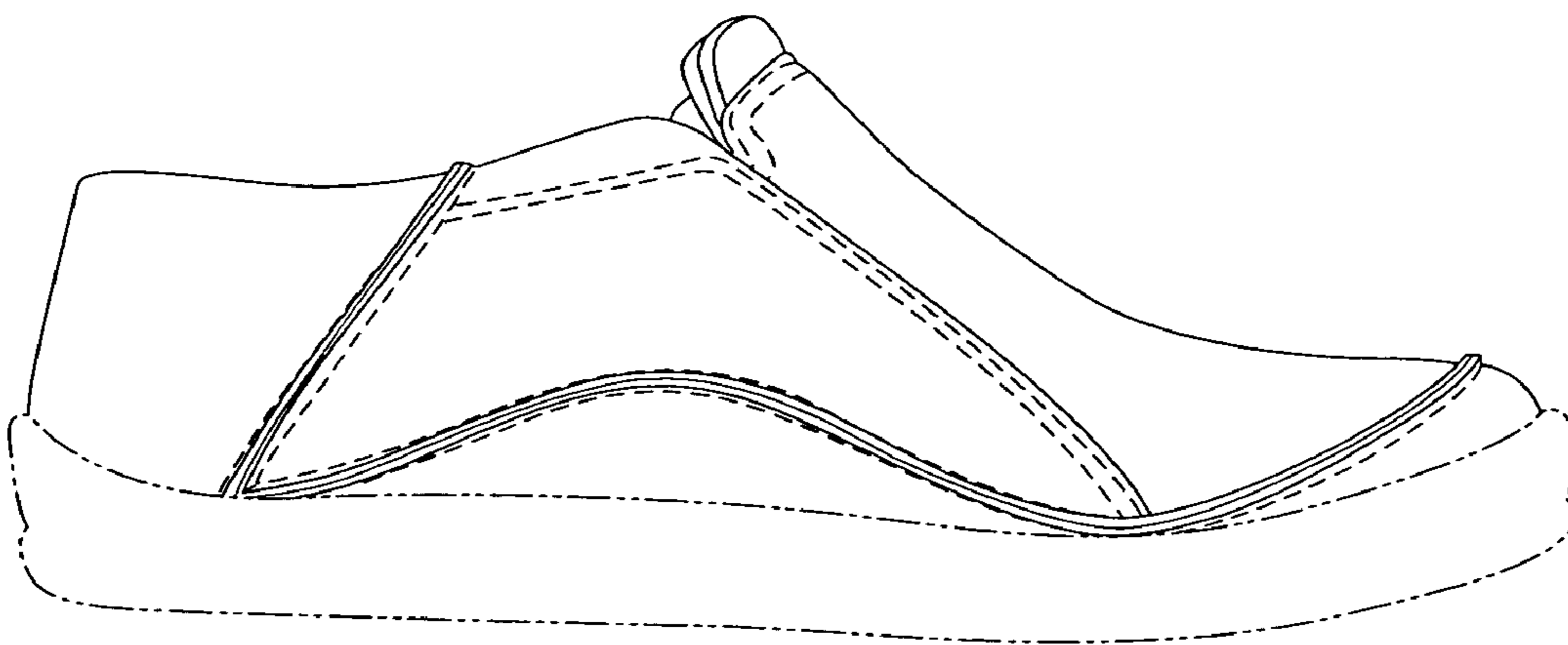


Fig. 4

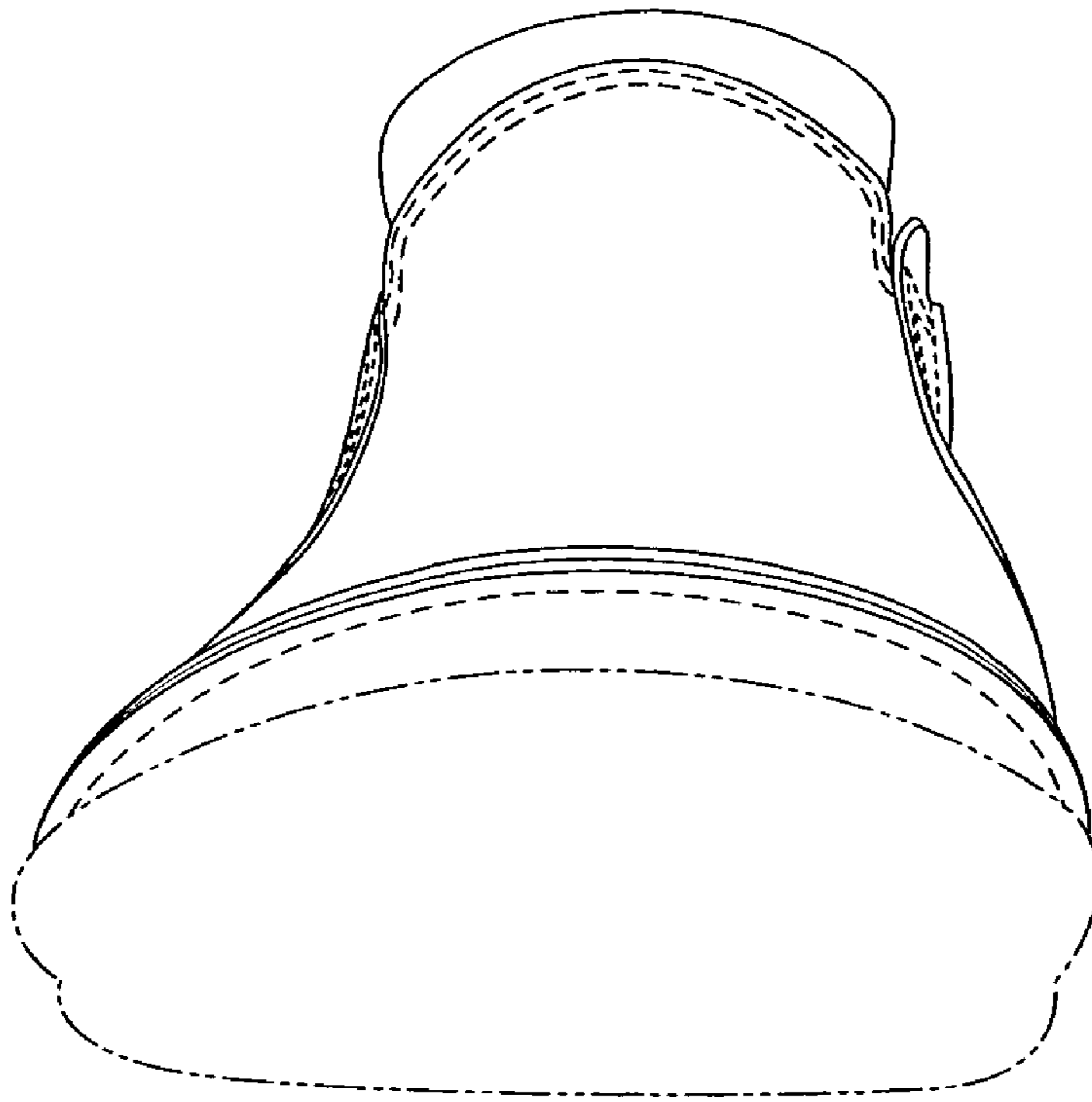


Fig. 5

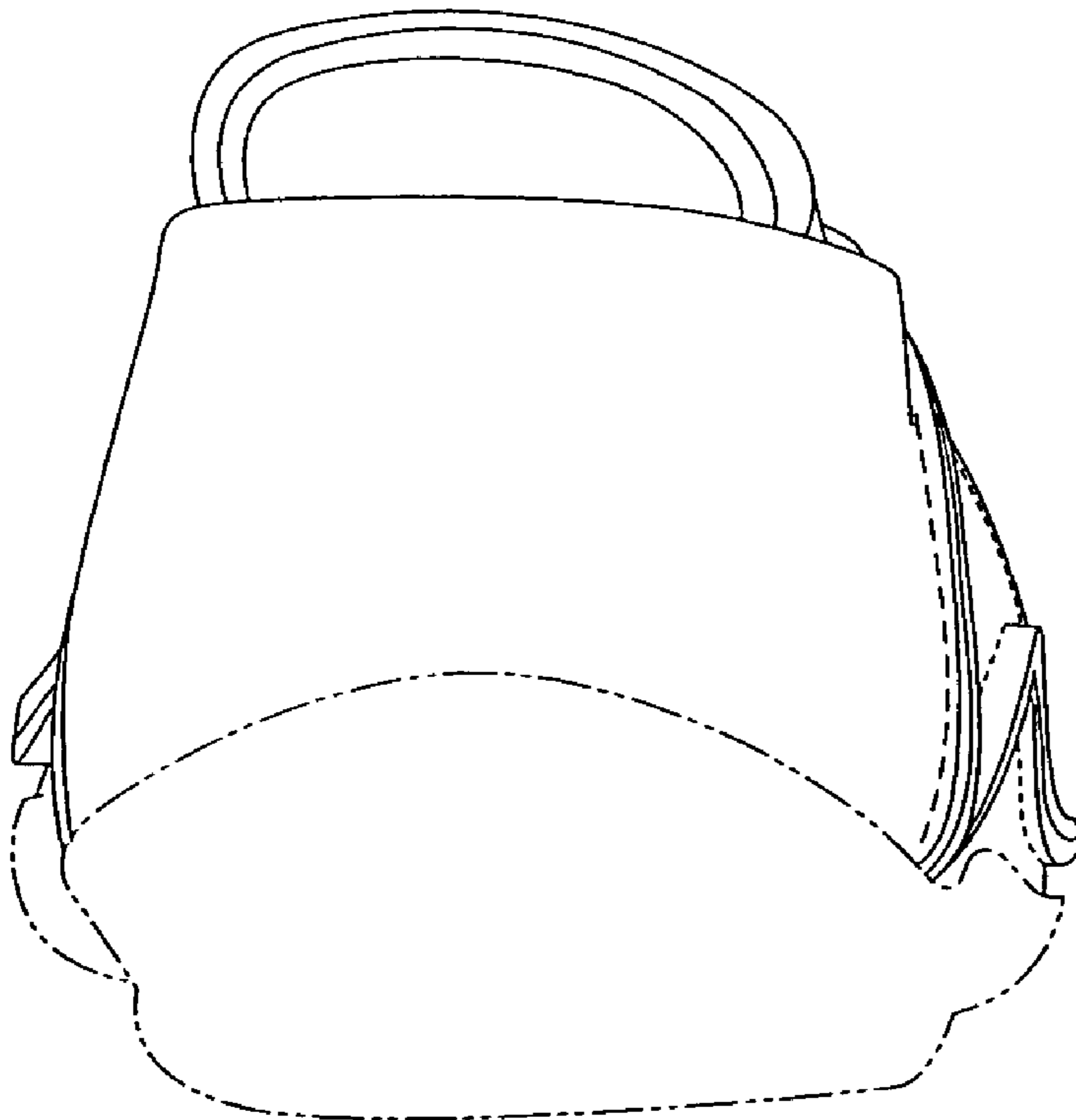


Fig. 6