



US00D560055S

(12) **United States Design Patent**
Belley et al.

(10) **Patent No.:** **US D560,055 S**
(45) **Date of Patent:** **** Jan. 22, 2008**

- (54) **FOOTWEAR UPPER**
- (75) Inventors: **Manon Belley**, Laval (CA); **Martin W. F. Dean**, St. Albans (GB)
- (73) Assignee: **Wolverine World Wide, Inc.**, Rockford, MI (US)
- (**) Term: **14 Years**
- (21) Appl. No.: **29/268,579**
- (22) Filed: **Nov. 9, 2006**
- (51) **LOC (8) Cl.** **02-99**
- (52) **U.S. Cl.** **D2/969**
- (58) **Field of Classification Search** D2/896,
D2/900, 902, 903, 905, 907, 908, 916, 919-921,
D2/923-925, 943, 944, 969, 972-974, 977;
36/8.1, 9 R, 10, 45, 50.1, 77 M, 77 R, 78,
36/83, 88, 112-114, 126-131
See application file for complete search history.

(56) **References Cited**

U.S. PATENT DOCUMENTS

- 1,695,968 A * 12/1928 Lyon 36/78
- D100,140 S * 6/1936 Wernmark D2/977
- D130,854 S * 12/1941 Isenberg D2/944
- D133,903 S * 9/1942 Summers D2/977
- D162,189 S * 2/1951 Pierce D2/900
- D168,744 S * 2/1953 Hoffman D2/924
- D169,956 S * 7/1953 Camp et al. D2/924
- D170,036 S * 7/1953 Weber D2/924
- 3,589,038 A * 6/1971 Sailer 36/50.1
- D226,746 S * 4/1973 Haskell D2/900
- D360,066 S * 7/1995 Verin D2/977
- D450,179 S * 11/2001 Huard et al. D2/900
- D500,195 S * 12/2004 Matis D2/969
- D501,070 S * 1/2005 Belley et al. D2/969
- D514,794 S * 2/2006 Corbi Rico D2/969

- D517,295 S 3/2006 Robbins et al.
- D532,191 S 11/2006 Belley et al.
- D541,027 S * 4/2007 Belley et al. D2/969
- D546,050 S * 7/2007 Edwards D2/972
- D546,545 S * 7/2007 DiTullo et al. D2/972
- D546,546 S * 7/2007 Chang D2/972

OTHER PUBLICATIONS

Merrell Spring 2006 Catalog, pp. 53-55.
Hush Puppies Women's 1999 Catalog, pp. 3-5.

* cited by examiner

Primary Examiner—Dominic Simone
(74) *Attorney, Agent, or Firm*—Warner Norcross & Judd LLP

(57) **CLAIM**

The ornamental design for footwear upper, as shown and described.

DESCRIPTION

FIG. 1 is a perspective view of the footwear upper embodying the new design;

FIG. 2 is a top view thereof;

FIG. 3 is a right side view thereof;


FIG. 4 is a left side view thereof;

FIG. 5 is a front view thereof; and,

FIG. 6 is a rear view thereof.

FIGS. 1-6 show features of an article of footwear in phantom lines. These features are shown for environmental purposes and do not form any part of the claimed design. Further, the phantom lines immediately adjacent the solid-line portions of the design form the boundary of the design, with the phantom lines forming no part of the claimed design.

1 Claim, 4 Drawing Sheets



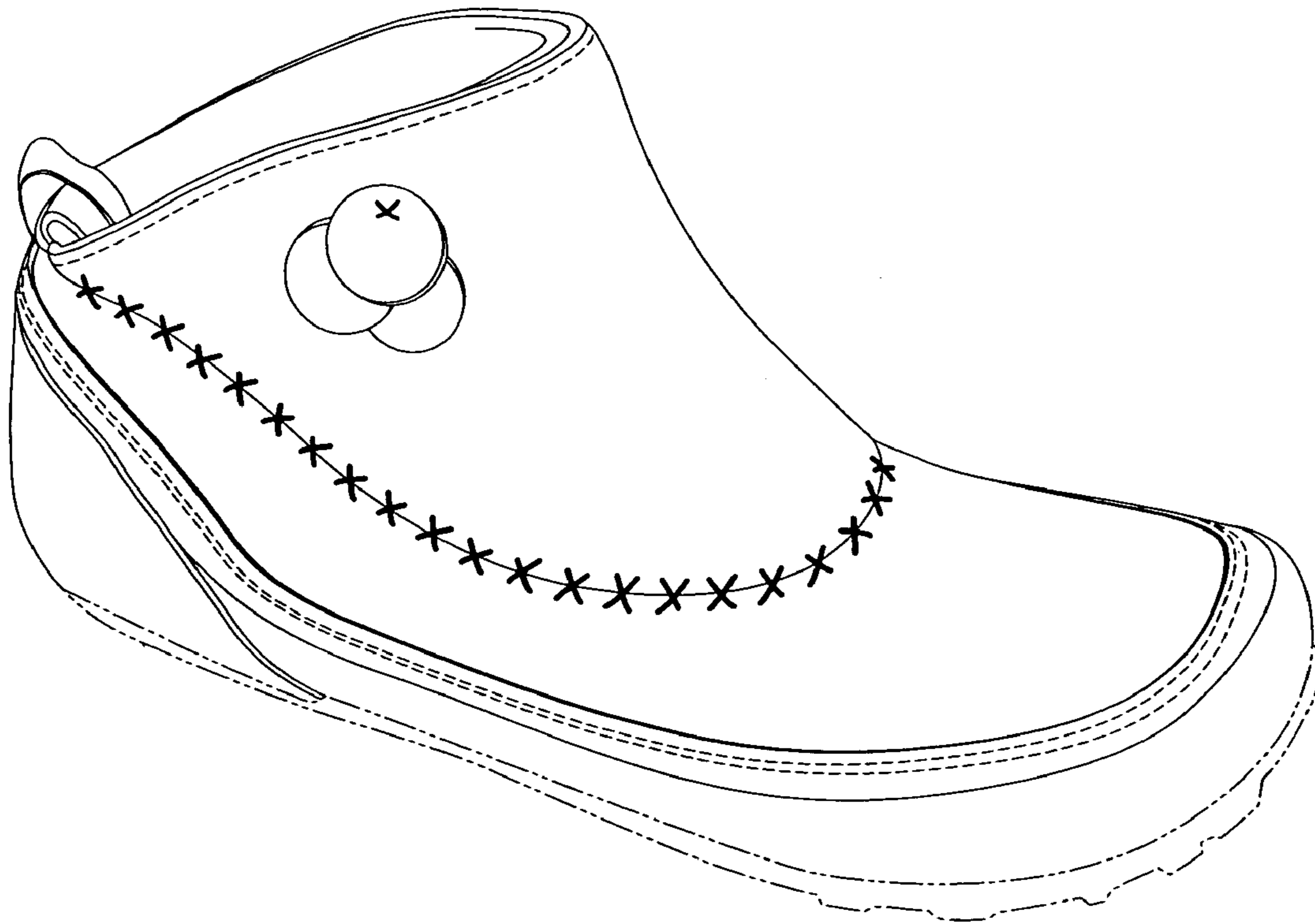


Fig. 1

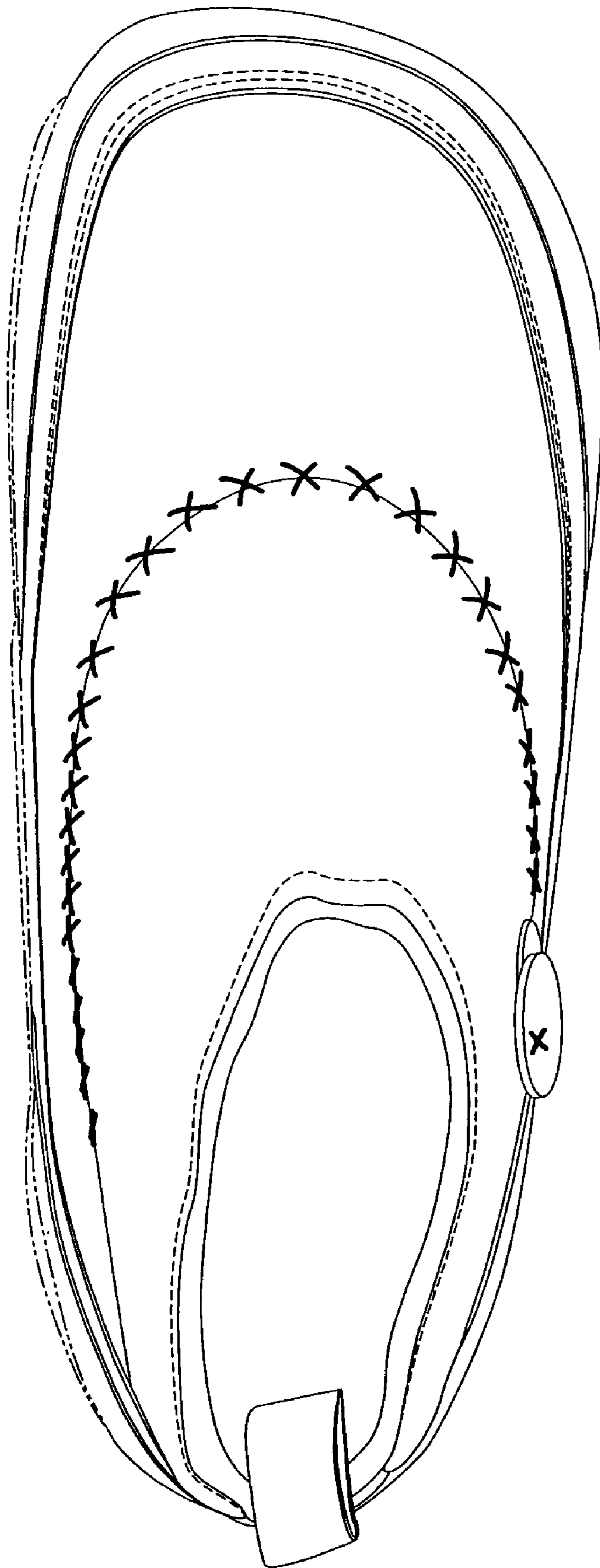


Fig.2




Fig.3




Fig.4

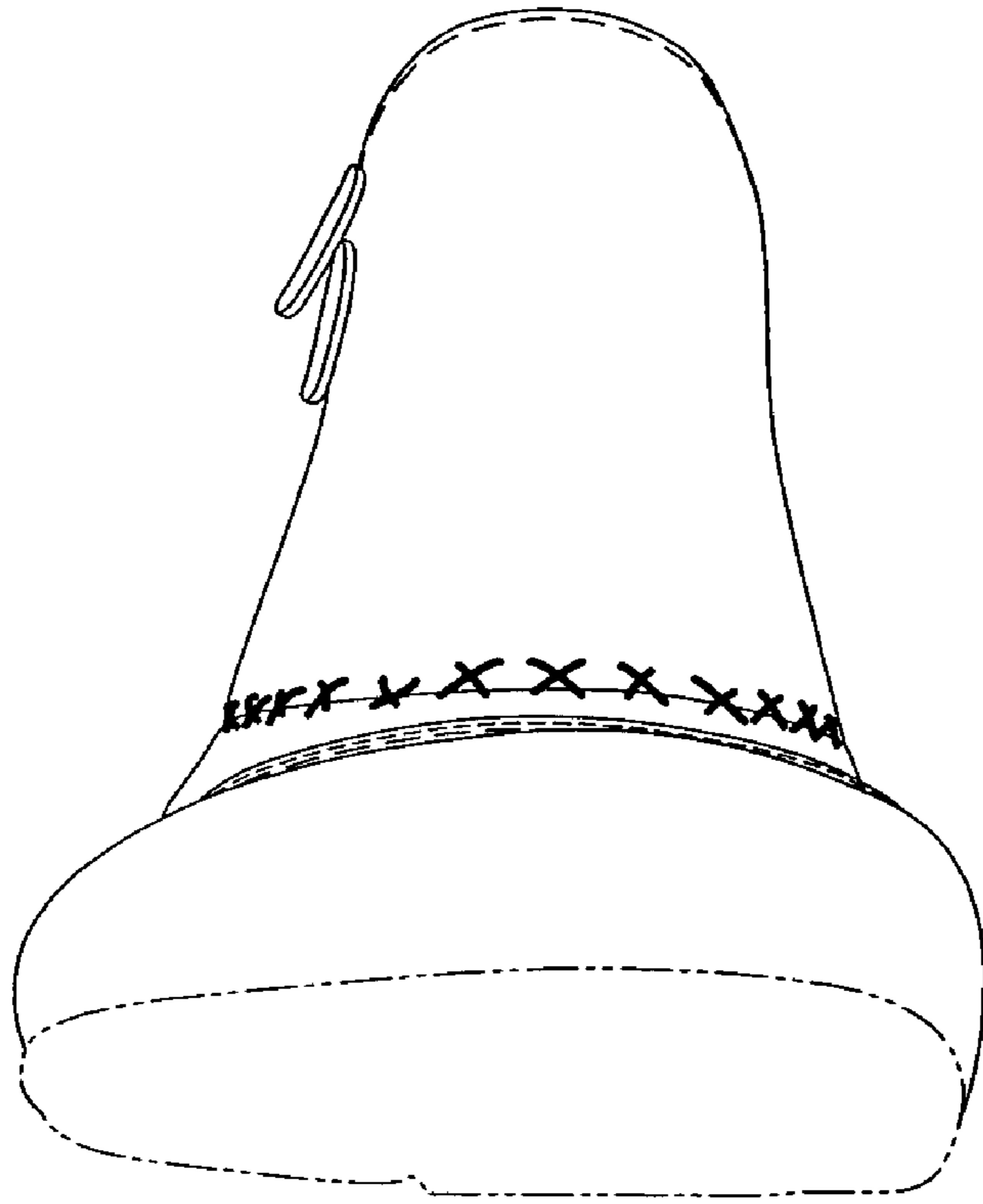


Fig.5

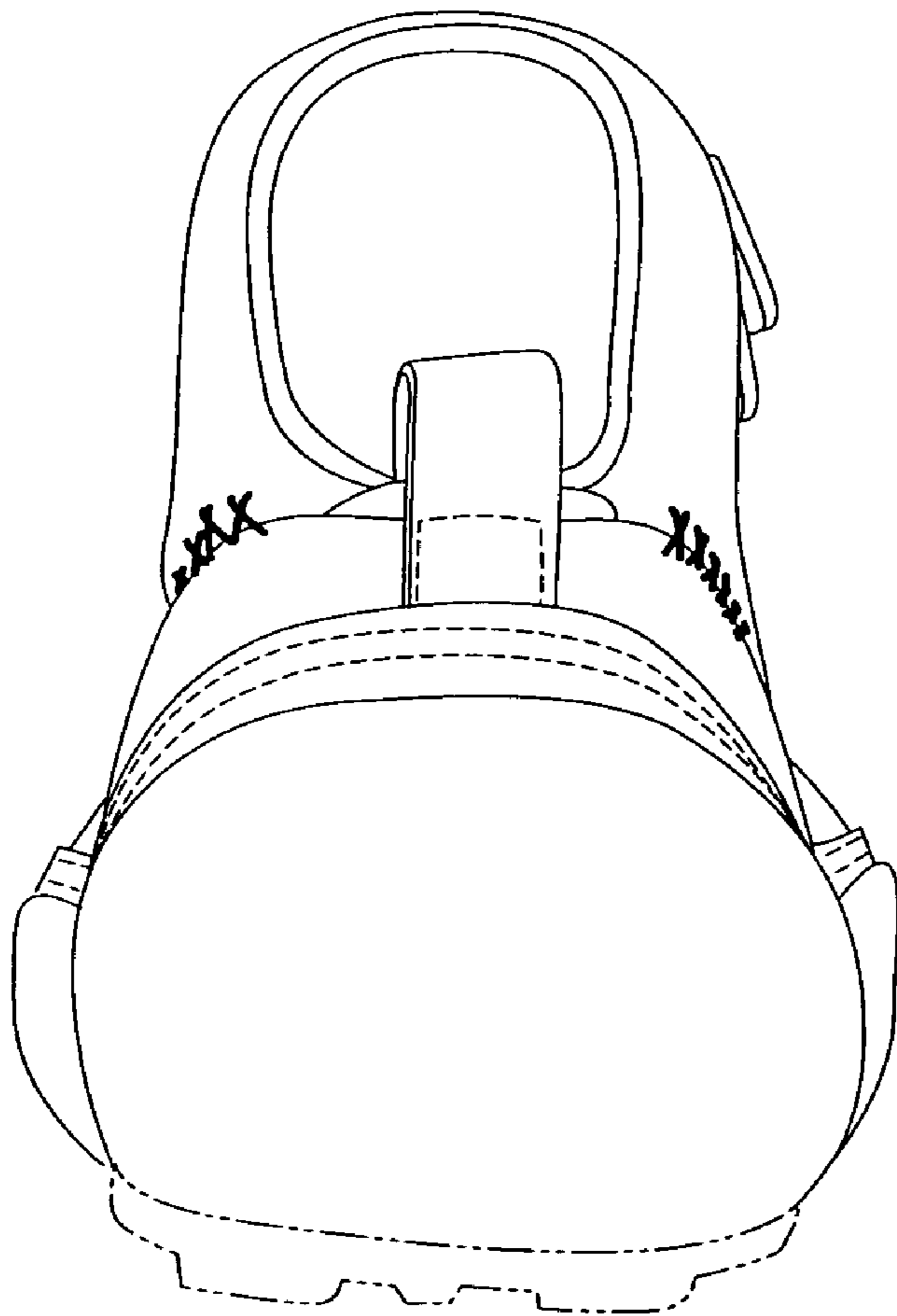


Fig.6