

US00D560053S

(12) **United States Design Patent**
McClaskie

(10) **Patent No.:** **US D560,053 S**

(45) **Date of Patent:** **** Jan. 22, 2008**

(54) **OUTSOLE FOR A SHOE**

(75) Inventor: **Thomas E. McClaskie**, Bethlehem, PA
(US)

(73) Assignee: **Columbia Insurance Company**,
Omaha, NE (US)

(**) Term: **14 Years**

(21) Appl. No.: **29/262,381**

(22) Filed: **Jun. 30, 2006**

(51) **LOC (8) Cl.** **02-04**

(52) **U.S. Cl.** **D2/954; D2/951**

(58) **Field of Classification Search** D2/902,
D2/947, 951-958, 960; 36/3 B, 22 R, 24.5,
36/25 R, 32 R, 34 R, 59 C, 103
See application file for complete search history.

(56) **References Cited**

U.S. PATENT DOCUMENTS

1,433,309	A *	10/1922	Stimpson	36/8.1
1,974,543	A	9/1934	Reymond	12/142
2,046,217	A	6/1936	Strauss	36/72
2,079,237	A	5/1937	Allard	36/2
2,160,768	A	5/1939	Wasser	36/72
2,344,069	A	3/1944	Wasser	36/72
3,091,871	A	6/1963	Tronche	36/72
3,175,310	A	3/1965	MacQuaid	36/72
3,175,311	A	3/1965	MacQuaid	36/72
3,191,321	A	6/1965	Brutting	36/2.5
3,213,551	A	10/1965	Krauss	36/2.5
3,407,518	A	10/1968	MacQuaid et al.	36/72
3,525,165	A	8/1970	Randall, Jr.	36/2.5
3,561,142	A	2/1971	Streit, Sr. et al.	36/72
D256,518	S	8/1980	Moesle	D2/320

4,231,170	A	11/1980	Griswold	36/72
4,366,629	A	1/1983	Scherz	36/4
4,562,652	A	1/1986	Hensler	36/102
D306,793	S *	3/1990	Schwartz	D2/954
4,908,963	A	3/1990	Krajcir et al.	36/77
4,931,773	A *	6/1990	Rosen	340/573.1
4,995,174	A	2/1991	Hong et al.	36/72
D315,634	S *	3/1991	Yung-Mao	D2/954
5,048,203	A	9/1991	Kling	36/32
5,185,944	A	2/1993	Okajima	36/45

(Continued)

Primary Examiner—Celia A. Murphy

(74) *Attorney, Agent, or Firm*—St. Onge Steward Johnston
& Reens LLC

(57)

CLAIM

I claim the ornamental design for an outsole for a shoe, as shown and described.

DESCRIPTION

FIG. 1 is a bottom perspective view of an outsole for a shoe showing my new design;

FIG. 2 is a bottom view thereof;

FIG. 3 is a right side view thereof;

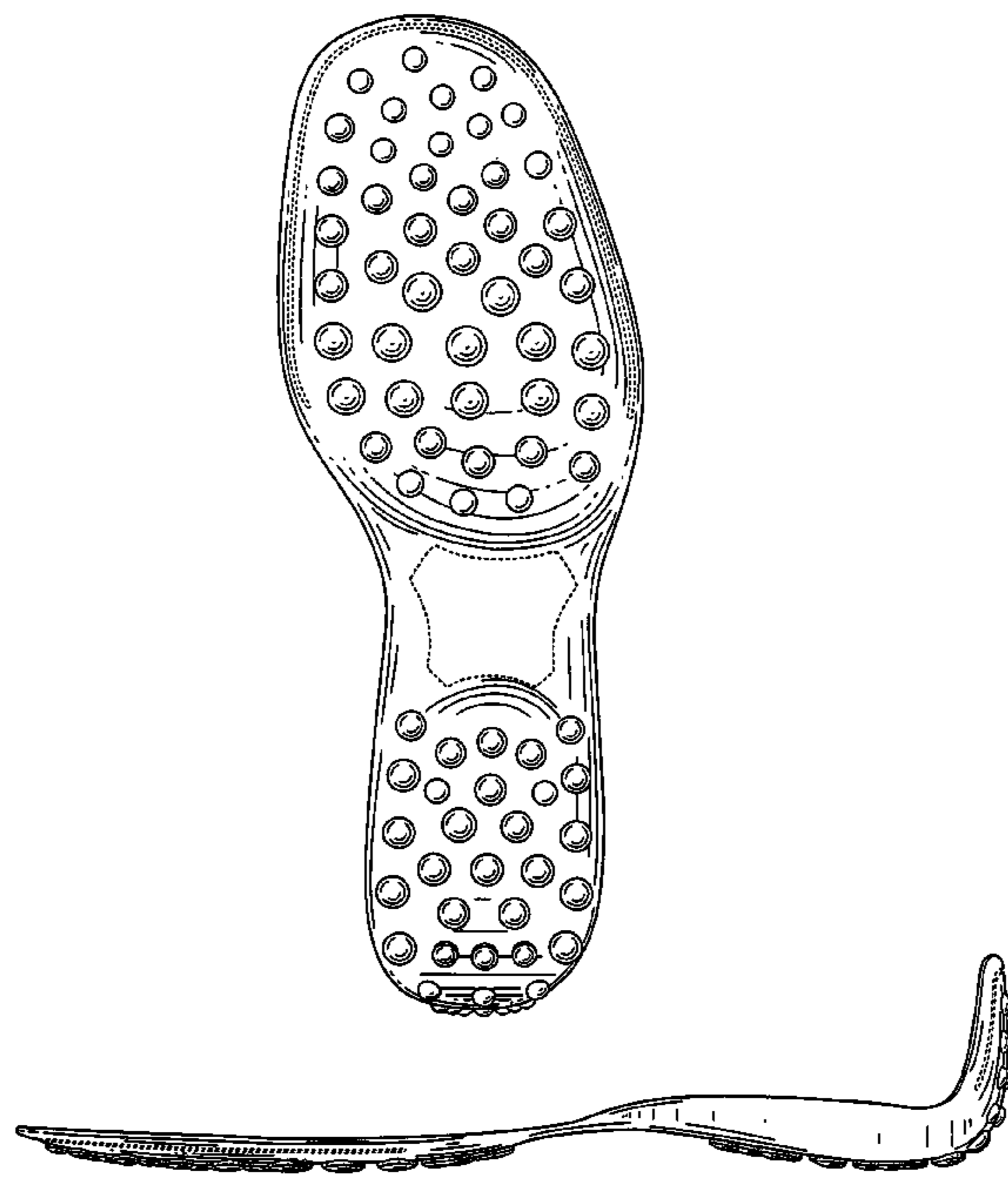
FIG. 4 is a left side view thereof;

FIG. 5 is a front view thereof; and,

FIG. 6 is a rear view thereof.

The broken line shape in the arch area of FIGS. 1 & 2, along with the parallel broken lines partially around the peripheries of FIGS. 2-6, represent the boundaries of the design. Neither the broken lines themselves, nor the areas within them form any part of the claim.

1 Claim, 4 Drawing Sheets



US D560,053 S

Page 2

U.S. PATENT DOCUMENTS

D335,953 S	6/1993	Tyng	D2/320	D468,083 S	1/2003	Morais	D2/960
D345,453 S	3/1994	Carpenter	D2/955	D471,695 S *	3/2003	Valle	D2/956
5,499,459 A	3/1996	Tomaro	36/10	D479,034 S *	9/2003	Tzenos	D2/926
5,526,584 A	6/1996	Bleimhofer et al.	36/10	D483,555 S	12/2003	Robinson, Jr. et al.	D2/954
D381,494 S	7/1997	Anderson	D2/959	D485,973 S *	2/2004	Adams	D2/954
D384,798 S	10/1997	Gray	D2/964	D487,837 S *	3/2004	McClaskie	D2/954
5,738,937 A	4/1998	Baychar	428/316.6	D490,223 S *	5/2004	McClaskie	D2/954
D415,607 S *	10/1999	Merceron	D2/952	D495,861 S *	9/2004	Georgiou et al.	D2/961
D430,968 S	9/2000	Carroll	D2/962	D498,350 S *	11/2004	Recchi	D2/956
6,161,315 A	12/2000	Dalton	36/134	D500,190 S *	12/2004	Della Valle	D2/954
D437,676 S *	2/2001	Ferrer	D2/954	D501,707 S	2/2005	Nakano	D2/959
D441,945 S *	5/2001	Della Valle	D2/956	D527,513 S *	9/2006	Della Valle	D2/919
D442,767 S *	5/2001	Della Valle	D2/954	D540,517 S *	4/2007	McClaskie	D2/954
D448,544 S *	10/2001	Della Valle	D2/954	D541,021 S *	4/2007	McClaskie	D2/954
D467,061 S *	12/2002	Della Valle	D2/954					

* cited by examiner

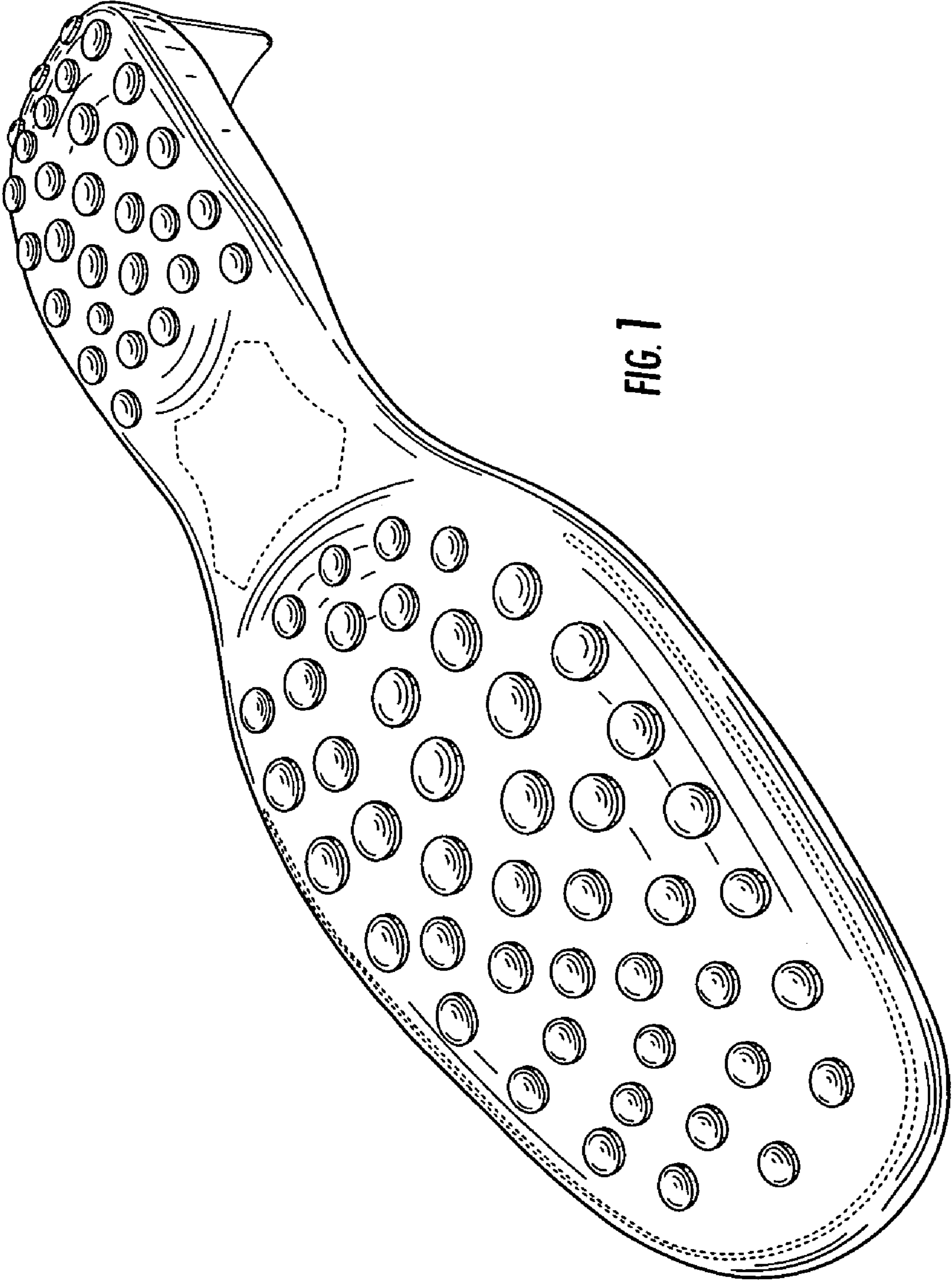


FIG. 1

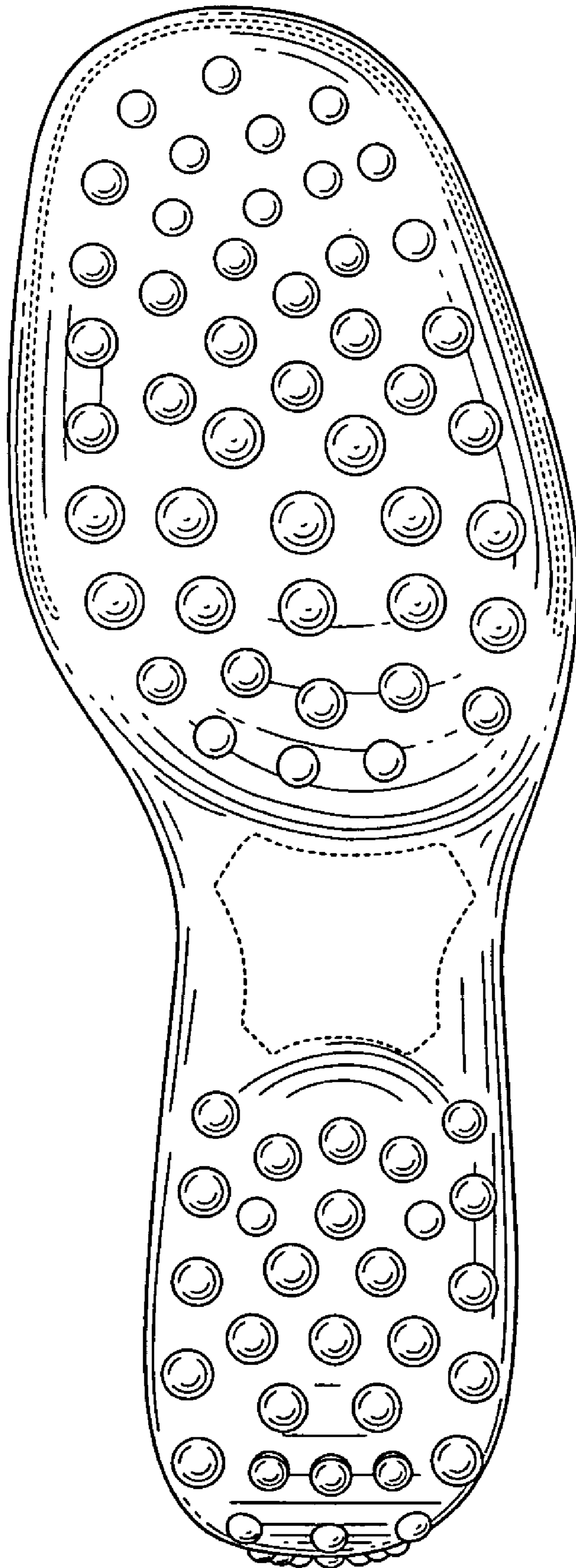


FIG. 2



FIG. 3

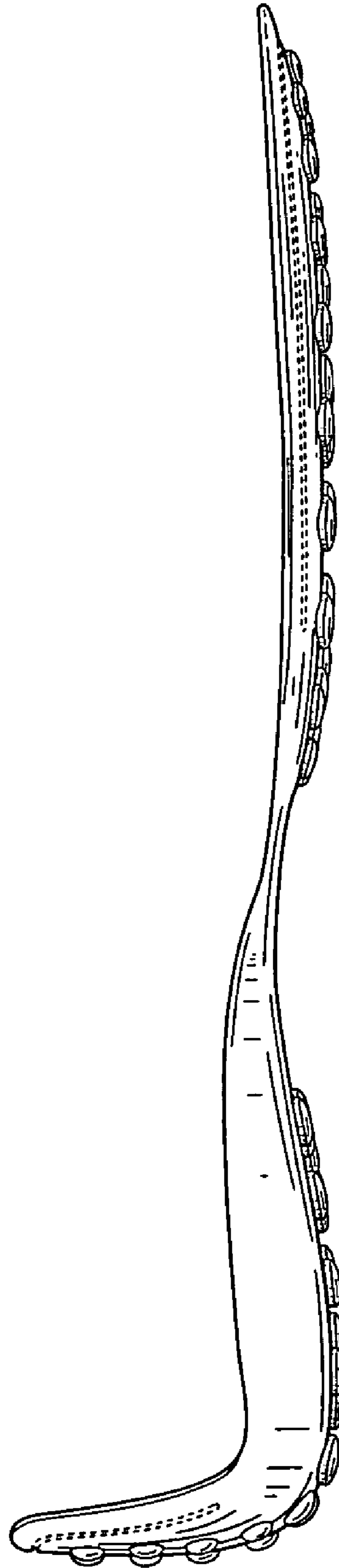


FIG. 4

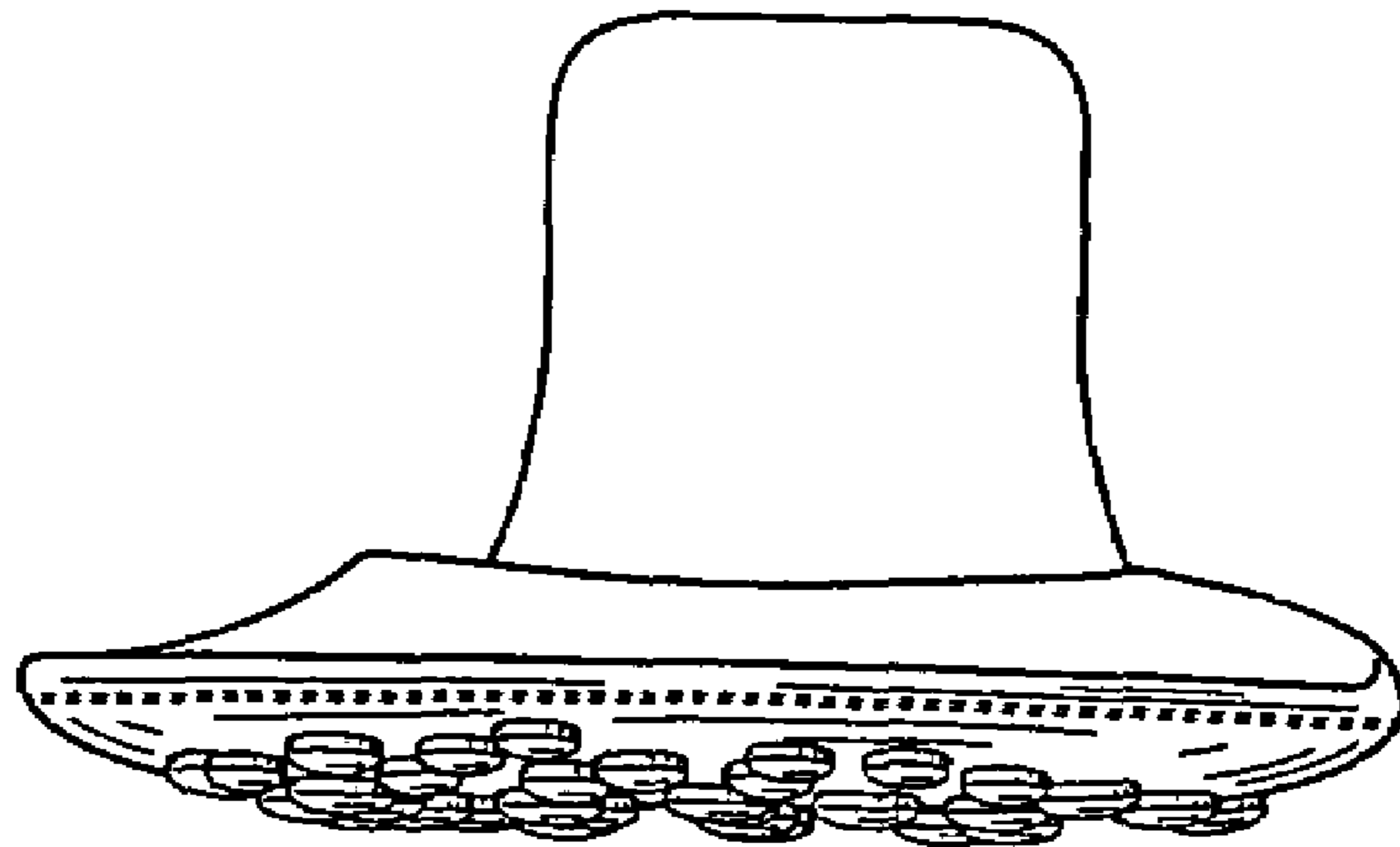


FIG. 5




FIG. 6