

US00D560048S

(12) **United States Design Patent**
Snell

(10) **Patent No.:** **US D560,048 S**
(45) **Date of Patent:** **** Jan. 15, 2008**

(54) **SINK MAT**

(75) Inventor: **Russell Benton Snell**, Bentleyville, OH (US)
(73) Assignee: **InterDesign, Inc.**, Solon, OH (US)
(**) Term: **14 Years**
(21) Appl. No.: **29/286,464**
(22) Filed: **May 7, 2007**

(51) **LOC (8) Cl.** **07-05**
(52) **U.S. Cl.** **D32/57; D25/151**
(58) **Field of Classification Search** **D32/55-57;**
D6/585-588, 582-583; D25/149, 151; 4/657,
4/581-583; 15/215-217; 52/311.2
See application file for complete search history.

(56) **References Cited**

U.S. PATENT DOCUMENTS

1,479,647	A *	1/1924	Carroll	52/314
D196,909	S *	11/1963	Zeman	D25/151
D348,131	S *	6/1994	Bozzo et al.	D32/55
D363,576	S *	10/1995	Brightbill et al.	D32/55
5,884,445	A *	3/1999	Woolford	52/311.2
D418,647	S *	1/2000	Snell	D32/57
D437,094	S *	1/2001	Ward	D32/35
D514,765	S *	2/2006	Dretzka	D32/57
D517,753	S *	3/2006	Northrop	D30/161
D517,759	S	3/2006	Dretzka		

OTHER PUBLICATIONS

InterDesign, Inc. Product Brochure—2000, p. 42.
InterDesign, Inc. Product Brochure—2001, pp. 5-6.
InterDesign, Inc. Product Brochure—2003, p. 54.

* cited by examiner

Primary Examiner—Pamela J. Burgess

(74) *Attorney, Agent, or Firm*—D. Peter Hochberg; Sean Mellino

(57) **CLAIM**

The ornamental design for a sink mat, as shown and described.

DESCRIPTION

FIG. 1 is a perspective view of the sink mat according to the invention;

FIG. 2 is a front/rear view of the sink mat as shown in FIG. 1;

FIG. 3 is a top view of the sink mat as shown in FIG. 1;

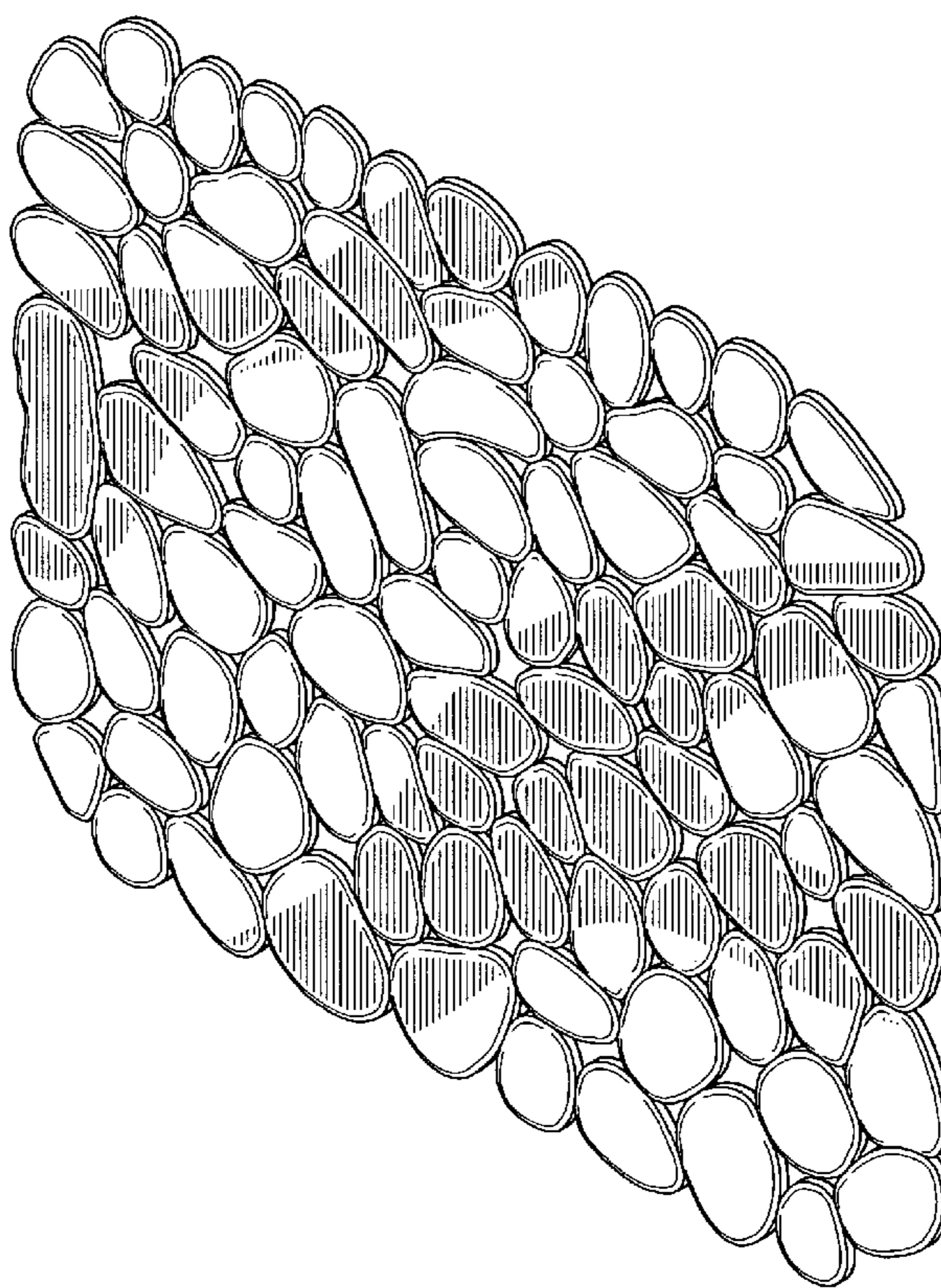
FIG. 4 is a side view of the sink mat as shown in FIG. 1;

FIG. 5 is a bottom view of the sink mat as shown in FIG. 1;

FIG. 6 is a side view of the sink mat as shown in FIG. 1, viewed from the opposite side of that shown in FIG. 4; and,

FIG. 7 is a front/rear view of the sink mat as shown in FIG. 1.

1 Claim, 3 Drawing Sheets



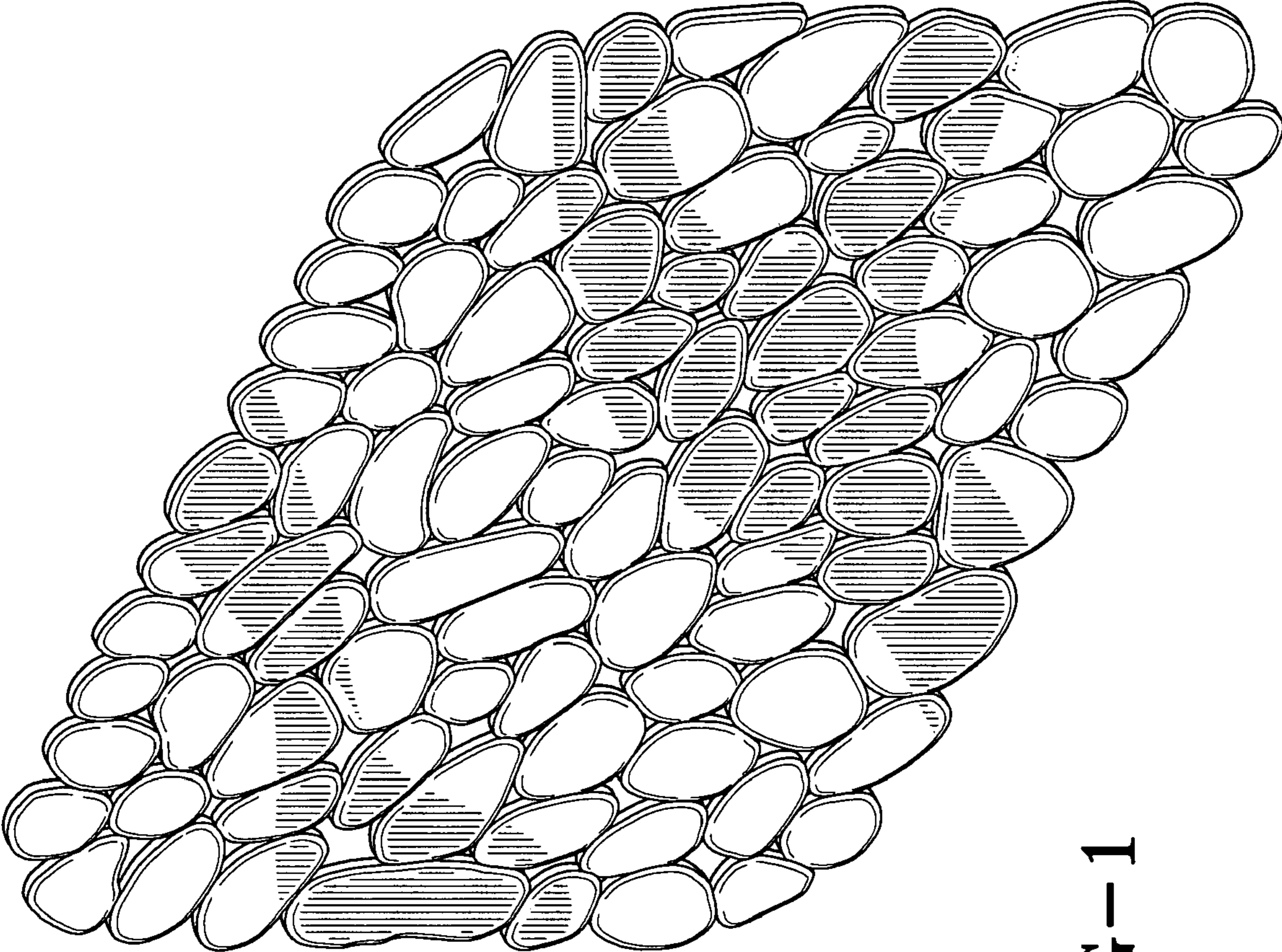


FIG-1



FIG-2

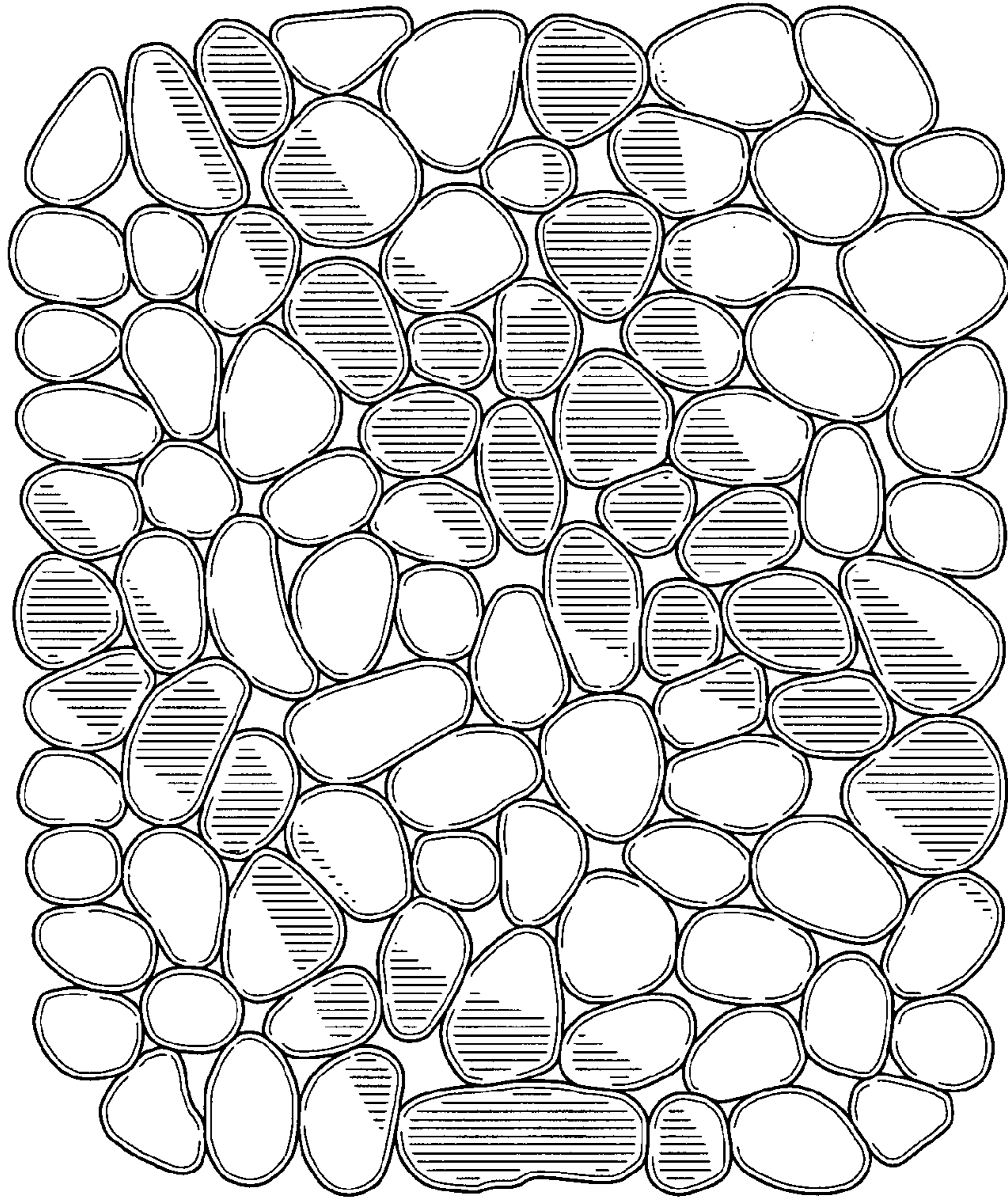


FIG-3



FIG-4

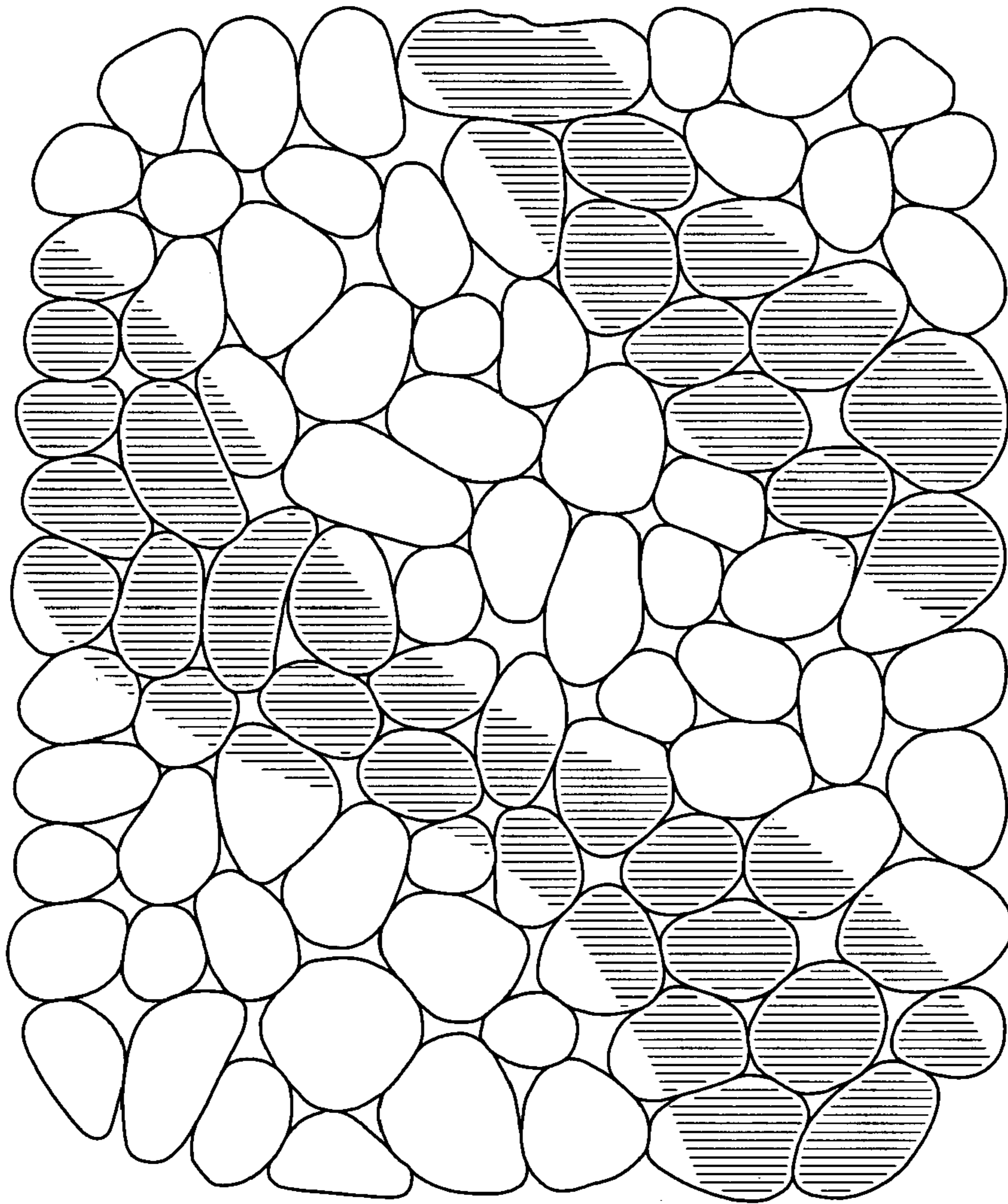


FIG-5



FIG-6



FIG-7