



US00D560044S

(12) **United States Design Patent**  
**Roes**

(10) **Patent No.:** **US D560,044 S**  
(45) **Date of Patent:** **\*\* Jan. 15, 2008**

- (54) **WATERING DISC FOR POULTRY**
- (75) Inventor: **Christopher Richard Roes**, Warsaw, IN (US)
- (73) Assignee: **CTB IP, Inc.**, Wilmington, DE (US)
- (\*\*) Term: **14 Years**
- (21) Appl. No.: **29/263,526**
- (22) Filed: **Jul. 25, 2006**
- (51) **LOC (8) Cl.** ..... **30-03**
- (52) **U.S. Cl.** ..... **D30/132; D30/121**
- (58) **Field of Classification Search** ..... D30/130-132, D30/199; 119/72, 72.5, 75, 78, 53, 74, 76, 119/79, 80, 81, 51.01, 51.04, 52.1, 54; 137/592, 137/408, 614.2; 239/28; 4/377; D7/553.4, D7/553.8, 552.2, 549, 555, 557, 554.2, 359, D7/586, 551.1, 553.7, 553.6, 546, 547; D9/428; D27/134; 220/630, 575  
See application file for complete search history.

- (56) **References Cited**  
U.S. PATENT DOCUMENTS  
D123,236 S \* 10/1940 Perlmutter ..... D9/616  
2,590,266 A \* 3/1952 Nelson ..... 119/81  
3,092,078 A \* 6/1963 Goswick ..... 119/81  
D201,670 S \* 7/1965 Moore ..... D30/130  
D205,536 S \* 8/1966 Griese ..... D7/553.6  
3,648,663 A \* 3/1972 Kofford ..... 119/75

- D263,915 S \* 4/1982 Kohan ..... D7/551.1
- 5,154,138 A 10/1992 Siddiqui et al.
- 5,293,836 A 3/1994 Hostetler
- D356,010 S \* 3/1995 McEntee ..... D7/557
- 5,456,210 A \* 10/1995 Miller ..... 119/75
- D444,676 S \* 7/2001 Murphy ..... D7/553.6
- 6,349,672 B1 \* 2/2002 Daffi ..... 119/52.1
- D478,246 S \* 8/2003 Villano et al. .... D7/359
- D478,247 S \* 8/2003 Henry et al. .... D7/359
- D492,540 S \* 7/2004 Henry et al. .... D7/359

\* cited by examiner

*Primary Examiner*—Melanie Tung

*Assistant Examiner*—Susan Moon Lee

(74) *Attorney, Agent, or Firm*—Trexler, Bushnell, Giangiorgi, Blackstone & Marr, Ltd.

(57) **CLAIM**

I claim the ornamental design for watering disc for poultry, as shown and described.

**DESCRIPTION**

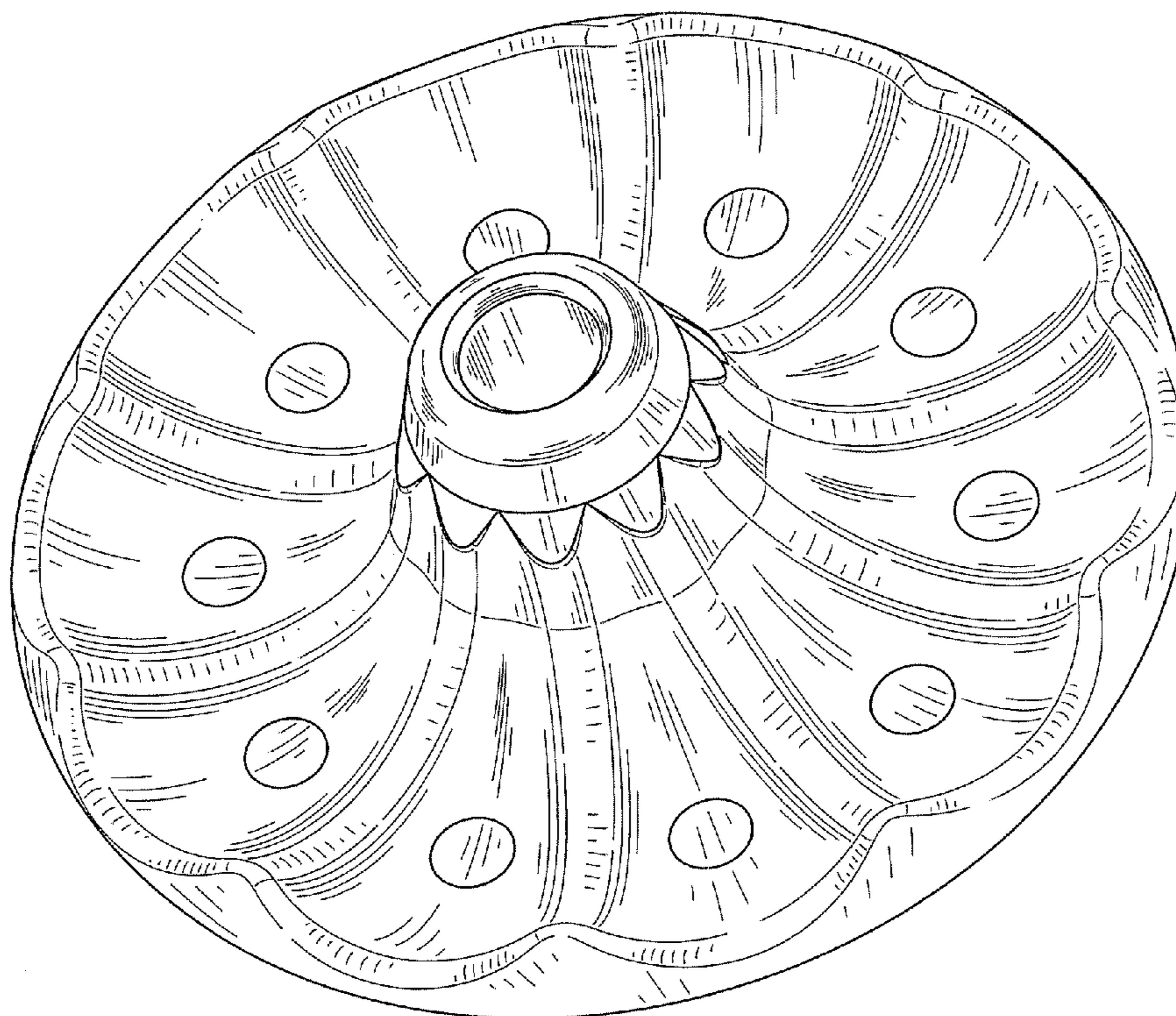
FIG. 1 is a perspective view of the watering disc for poultry according to my design;

FIG. 2 is a top plan view thereof;

FIG. 3 is a bottom view thereof; and,

FIG. 4 is a left side view of the watering disc for poultry, the right side being identical.

**1 Claim, 3 Drawing Sheets**



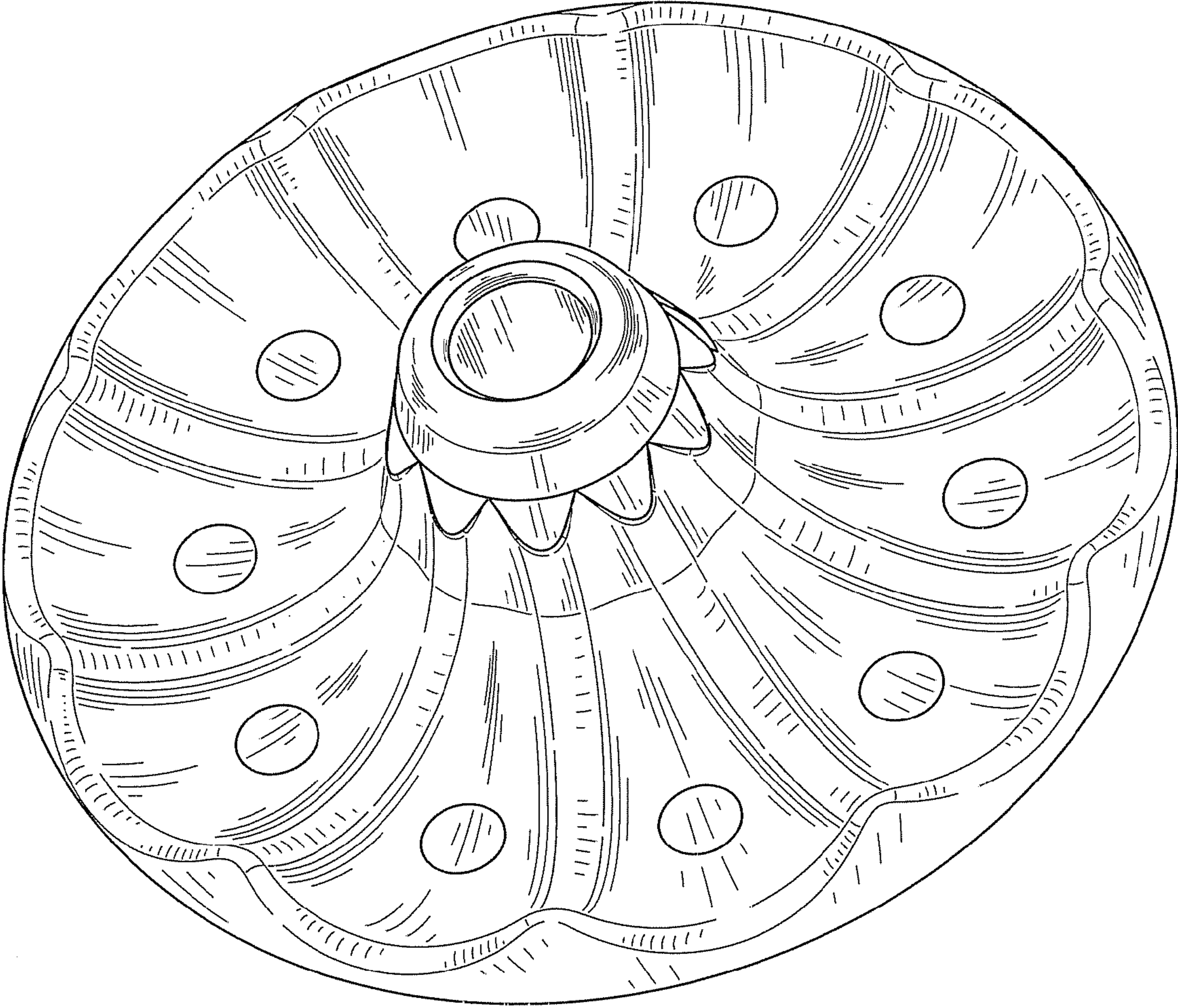


FIG. 1



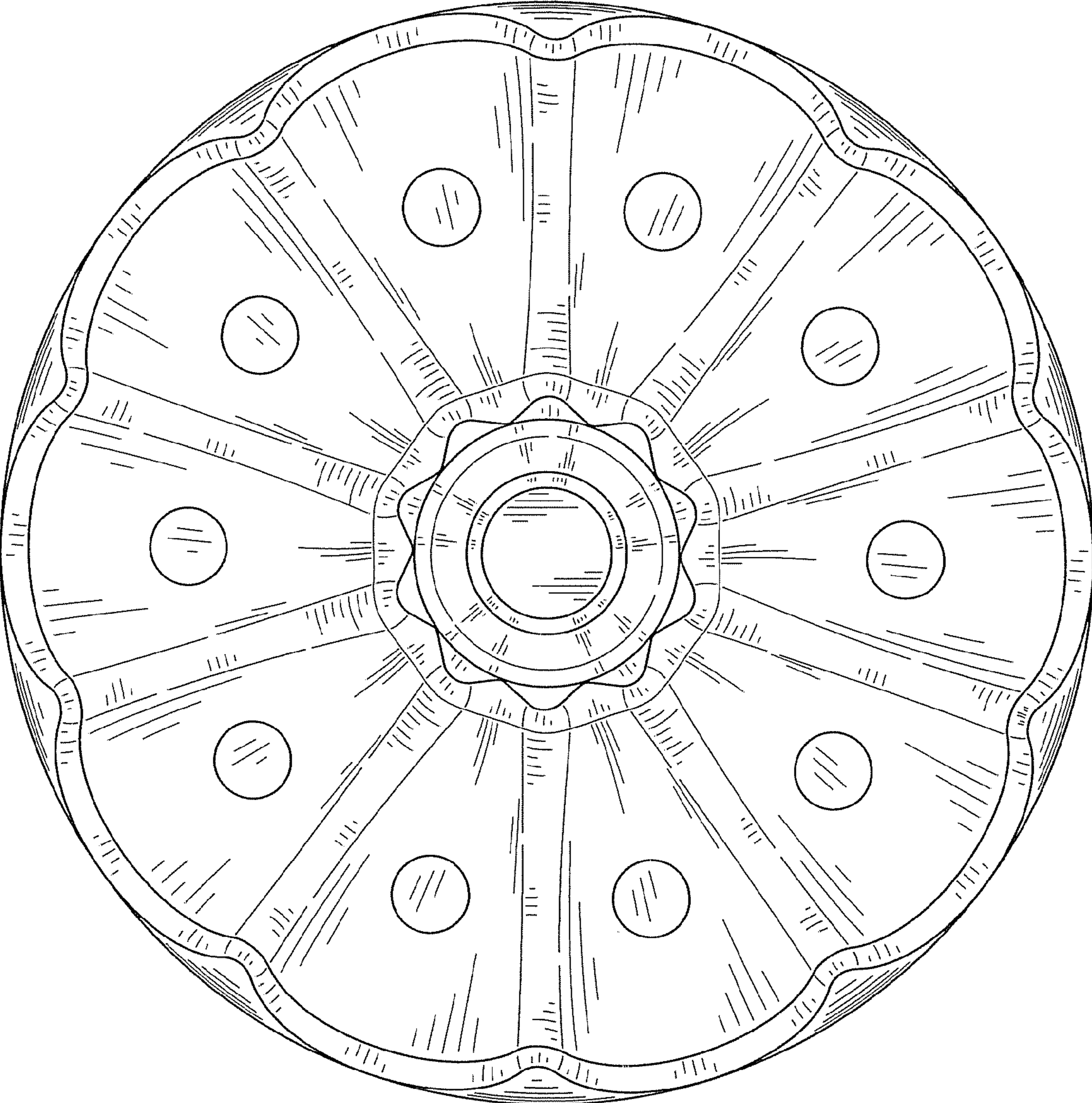


FIG. 2

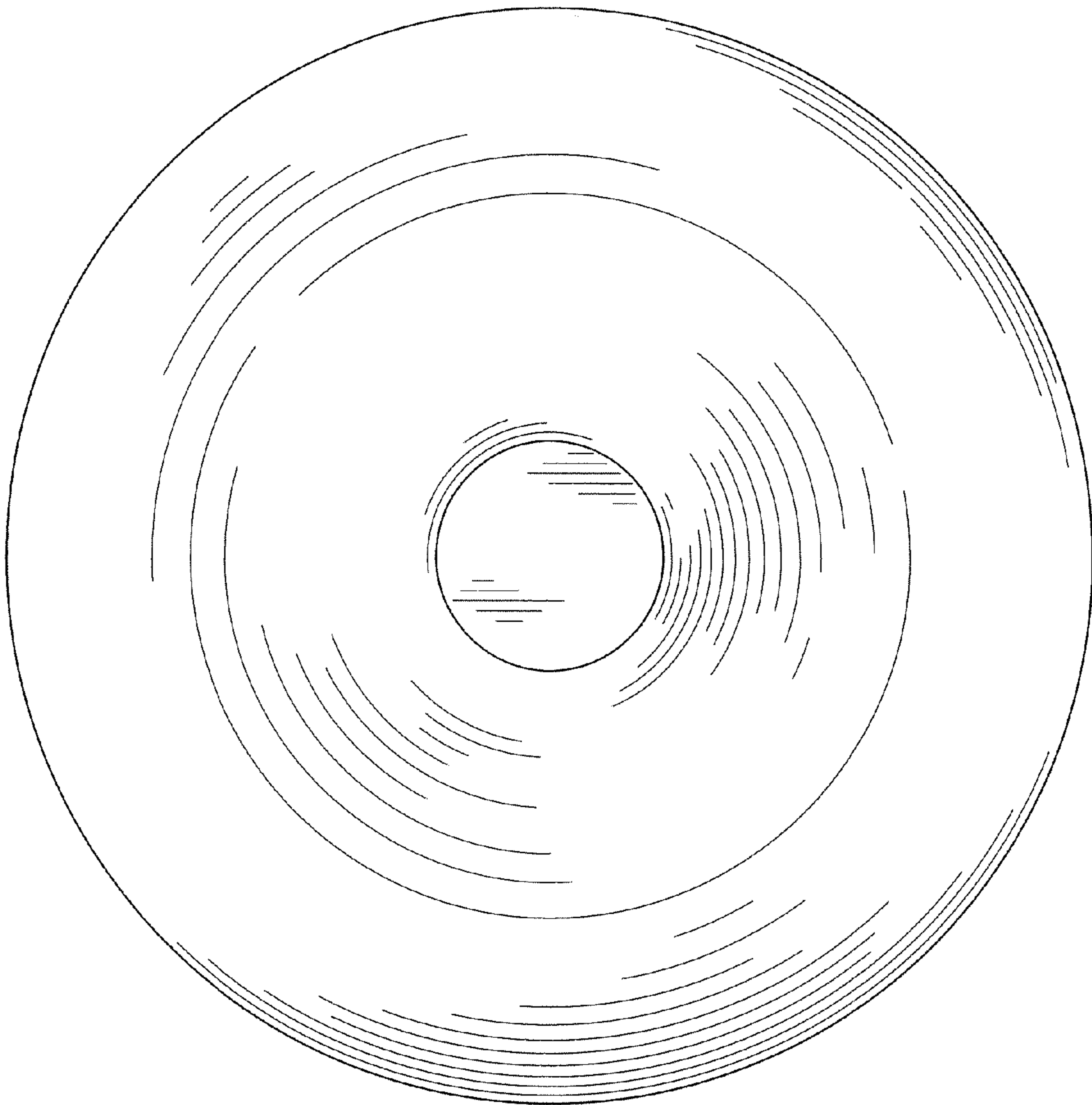


FIG. 3

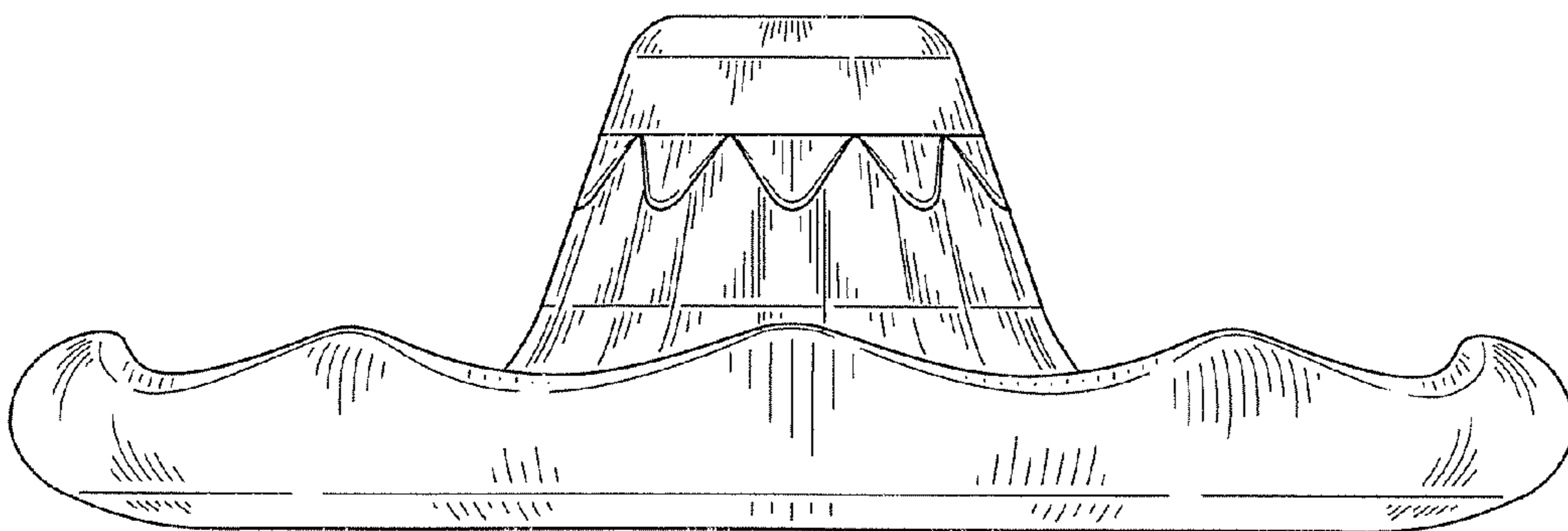


FIG. 4