



US00D560037S

(12) **United States Design Patent**
VanErmen

(10) **Patent No.:** **US D560,037 S**

(45) **Date of Patent:** **** Jan. 15, 2008**

(54) **PROTECTIVE GLOVE**

(76) **Inventor:** **Steven R. VanErmen**, 6491 Old Darby Trail NE., Ada, MI (US) 49307

(**) **Term:** **14 Years**

(21) **Appl. No.:** **29/272,725**

(22) **Filed:** **Feb. 14, 2007**

(51) **LOC (8) Cl.** **02-06**

(52) **U.S. Cl.** **D29/117.2**

(58) **Field of Classification Search** D2/610, D2/617-621, 623; D29/113, 116.2, 117.1-117.2, D29/123; 2/16, 159, 161.1-161.8, 910, 917; D24/190; D28/63; D32/42

See application file for complete search history.

(56) **References Cited**

U.S. PATENT DOCUMENTS

304,556	A *	9/1884	Petersen	2/159
1,215,163	A	2/1917	Johnson		
1,362,461	A	12/1920	Anast		
2,025,710	A	12/1935	Beemer		
4,573,220	A	3/1986	Baker		
4,751,747	A	6/1988	Banks et al.		
5,200,263	A	4/1993	Gould et al.		
D355,521	S	2/1995	Galdi		
5,497,510	A	3/1996	Knowles et al.		
5,528,772	A	6/1996	Cheek		
5,564,127	A	10/1996	Manne		
5,566,394	A	10/1996	Flick		
D389,608	S	1/1998	Kraatz		
5,745,919	A	5/1998	Kraatz		
D412,048	S	7/1999	Schiazza		
6,009,557	A	1/2000	Witta		
6,044,494	A *	4/2000	Kang	2/167
6,209,137	B1	4/2001	Wallick		

6,408,442	B1 *	6/2002	Kang	2/167
6,457,182	B1	10/2002	Szczesuit et al.		
D500,394	S *	12/2004	VanErmen	D29/118
D511,864	S *	11/2005	VanErmen	D29/118
2001/0049838	A1	12/2001	Fitz		

* cited by examiner

Primary Examiner—Robert A. Delehanty
(74) *Attorney, Agent, or Firm*—Quarles & Brady LLP

(57) **CLAIM**

The ornamental design for a protective glove, as shown and described.

DESCRIPTION

FIG. 1 is an upper left view of the protective glove according to my new design showing the repeating hexagonal shaped pattern;

FIG. 2 is a front view of the protective glove shown in FIG. 1;

FIG. 3 is a rear view of the protective glove shown in FIG. 2;

FIG. 4 is a left side view of the protective glove shown in FIG. 2;

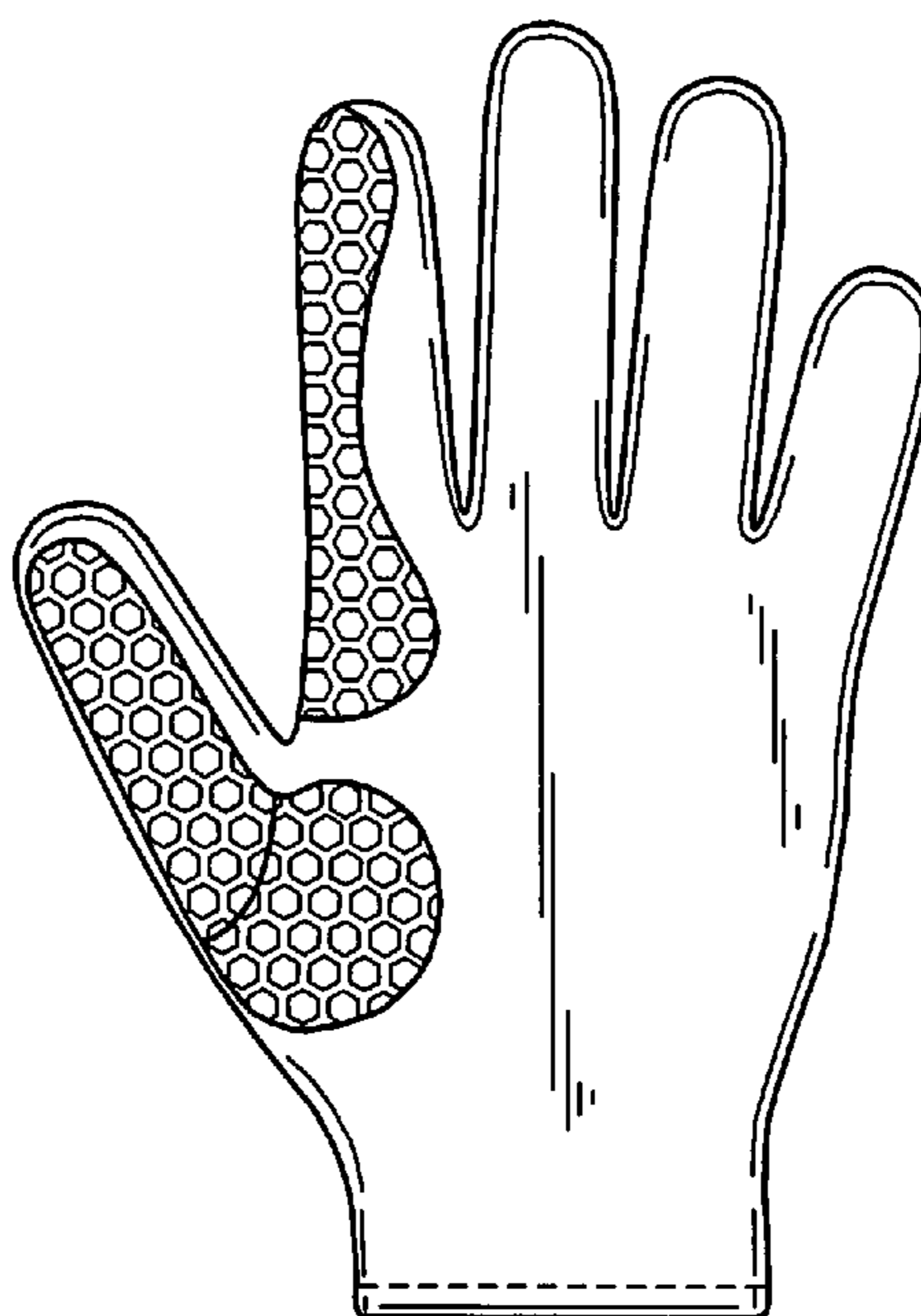
FIG. 5 is a right side view of the protective glove shown in FIG. 2;

FIG. 6 is a top view of the protective glove shown in FIG. 2; and,

FIG. 7 is a bottom view of the protective glove shown in FIG. 2.

The broken lines on the protective glove are for illustrative purposes only and forms no part of the claimed design.

1 Claim, 3 Drawing Sheets



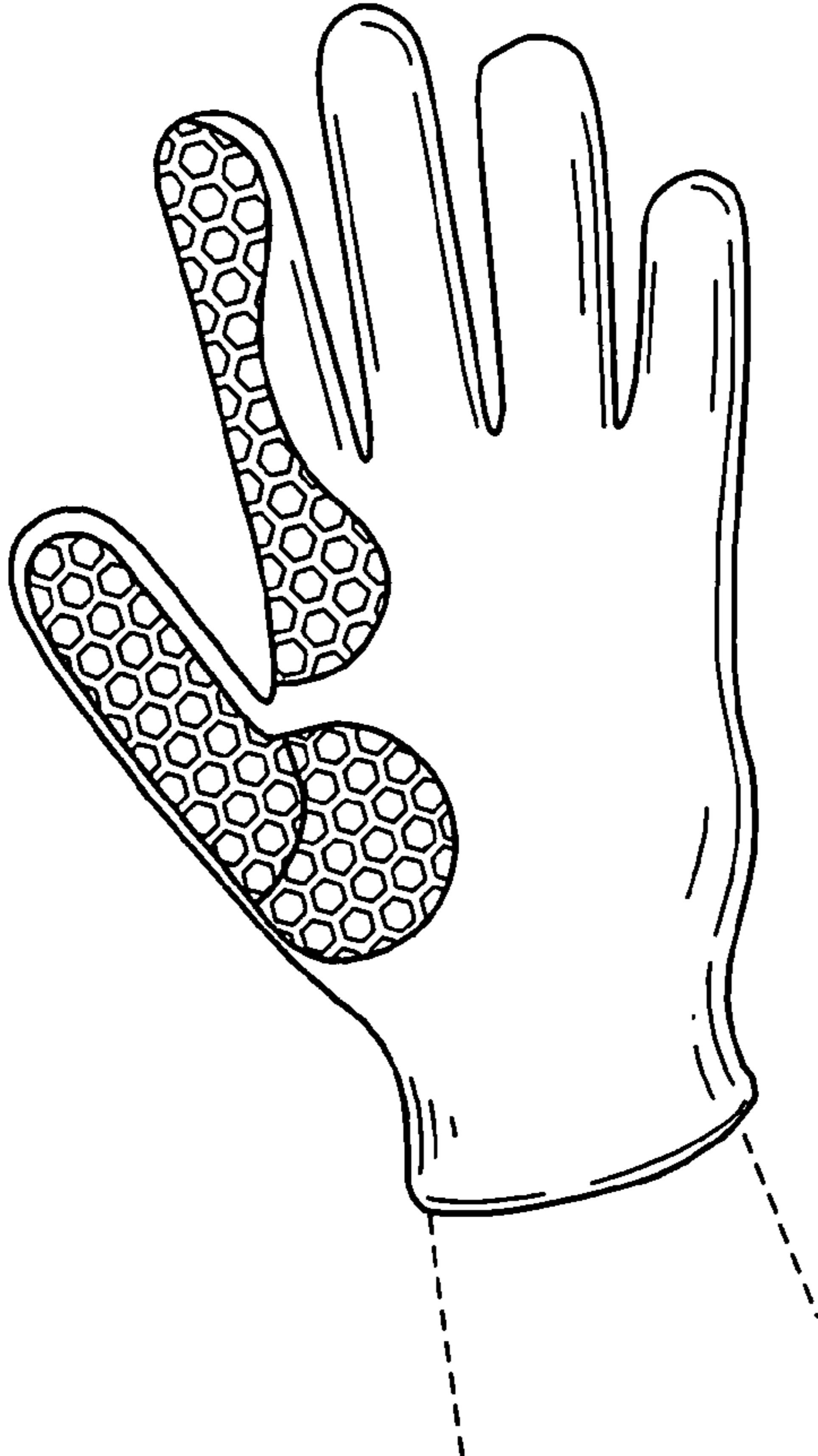


FIG. 1

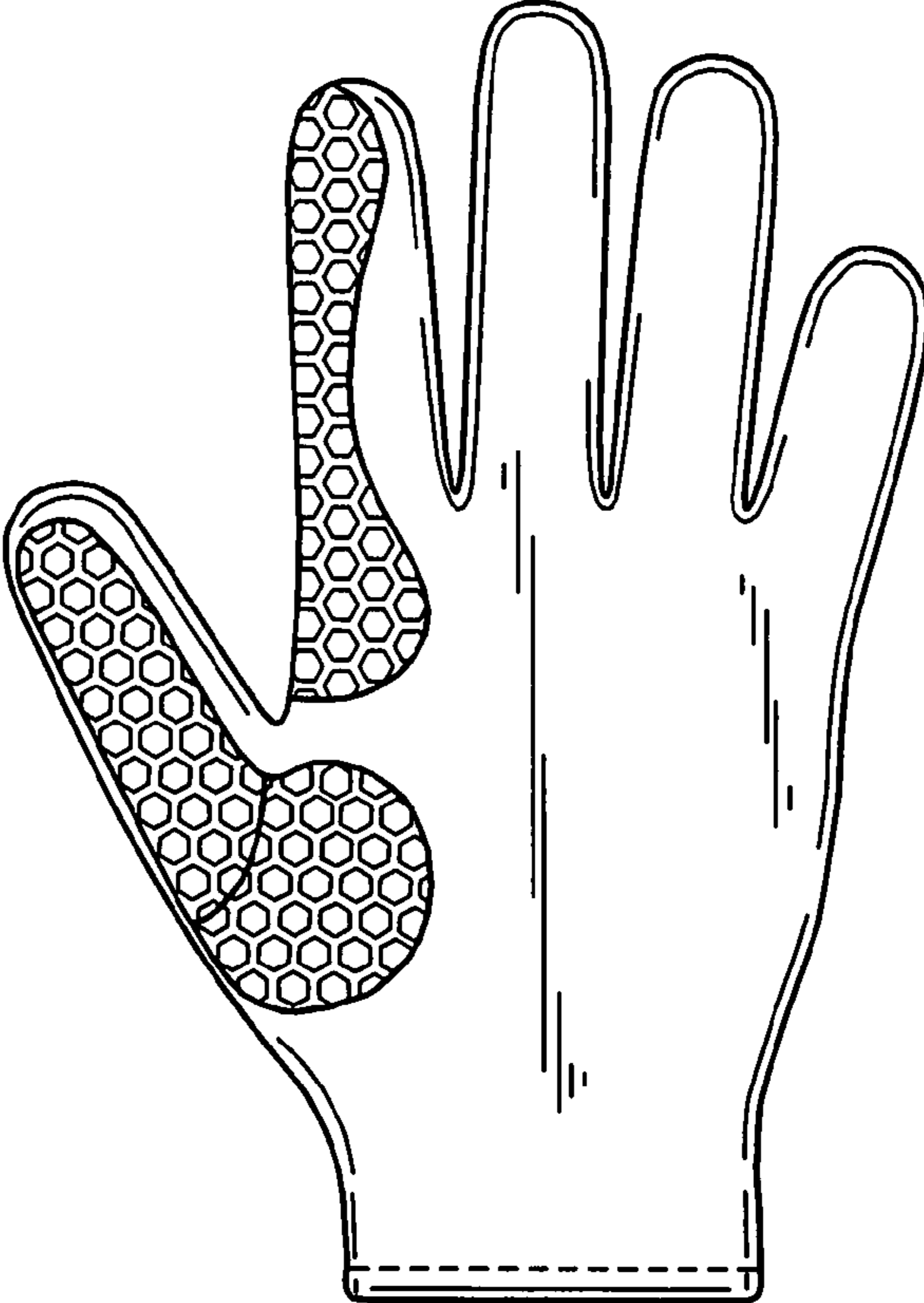


FIG. 2

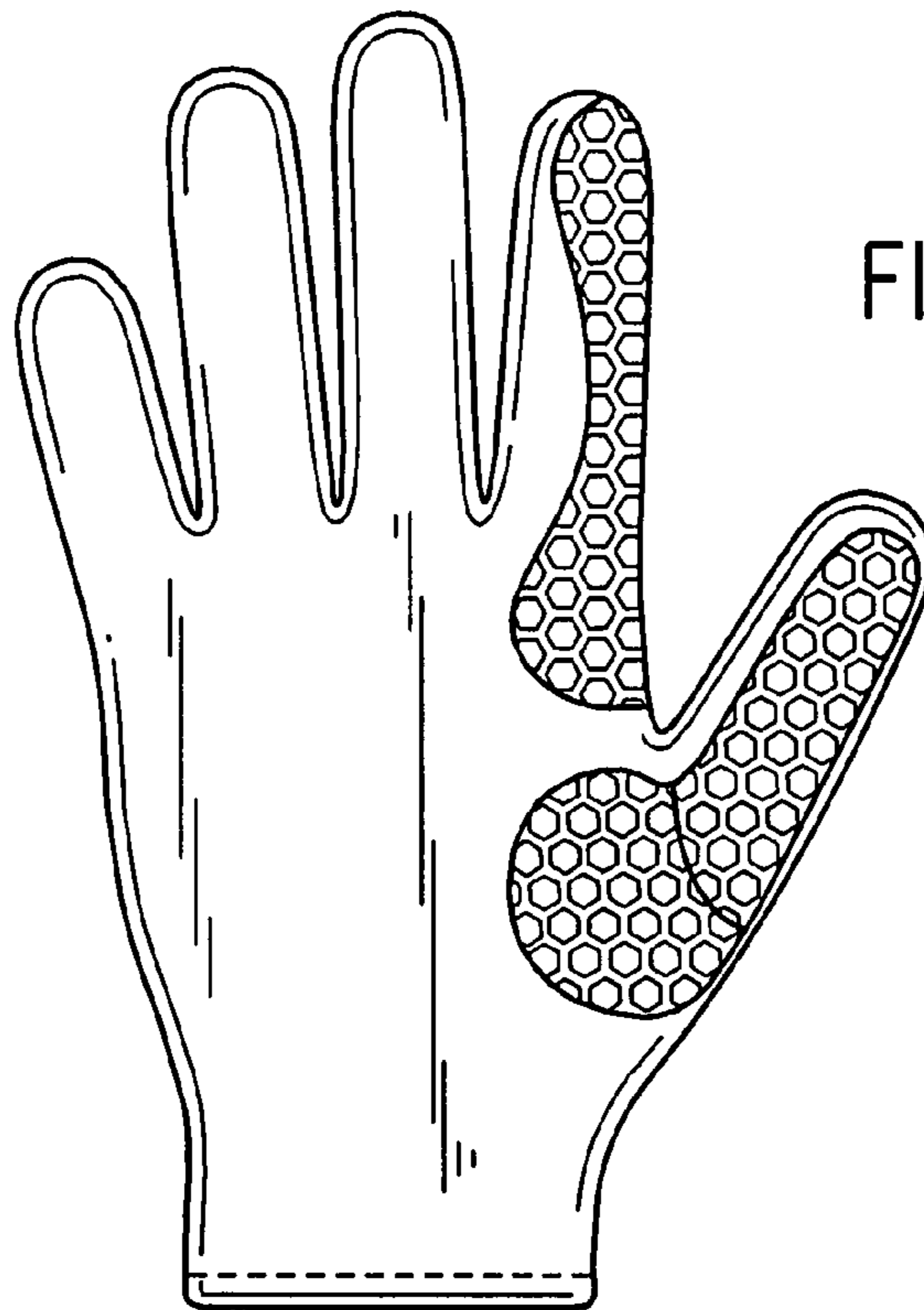


FIG. 3

FIG. 4



FIG. 5



FIG. 6



FIG. 7