



US00D560020S

(12) **United States Design Patent** (10) **Patent No.:** **US D560,020 S**  
**Ly** (45) **Date of Patent:** **\*\* Jan. 15, 2008**

(54) **LIGHT FIXTURE**

(75) Inventor: **Tho Ly**, Plattsburgh, NY (US)

(73) Assignee: **Schonbek Worldwide Lighting, Inc.**,  
Plattsburgh, NY (US)

(\*\*) Term: **14 Years**

(21) Appl. No.: **29/252,188**

(22) Filed: **Jan. 19, 2006**

(51) **LOC (8) Cl.** ..... **26-99**

(52) **U.S. Cl.** ..... **D26/128**

(58) **Field of Classification Search** ..... D26/142,  
D26/113, 86, 24, 25, 122, 123, 124, 154,  
D26/138, 147, 152, 81, 83; 248/303; 63/32;  
D11/90; 362/571, 565, 232, 257, 317, 337,  
362/404, 405, 457, 806

See application file for complete search history.

(56) **References Cited**

**U.S. PATENT DOCUMENTS**

528,241	A	*	10/1894	Vedovelli	.....	362/332
D197,857	S	*	3/1964	Harper	.....	D26/152
D197,859	S	*	3/1964	Harper	.....	D26/152
D201,907	S	*	8/1965	Wellhofer et al.	.....	D26/152
D209,075	S	*	10/1967	Wellhofer	.....	D26/152
3,820,201	A	*	6/1974	Burckhardt	.....	63/38
5,109,325	A	*	4/1992	Bayer et al.	.....	362/433
5,144,541	A	*	9/1992	Schonbek	.....	362/405
5,241,460	A	*	8/1993	Schonbek	.....	362/405
D403,101	S	*	12/1998	Bayer et al.	.....	D26/118
5,906,430	A	*	5/1999	Bayer	.....	362/404
D499,837	S	*	12/2004	Schonbek	.....	D26/154
D504,191	S	*	4/2005	Schonbek	.....	D26/154

**OTHER PUBLICATIONS**

“Olde Nickel Twist Chandelier”, Bellacor lighting and home furnishings, <http://shop.bellacor.com>, 2006 1 page.

“Starfire Crystals”, Starfire Crystals Inc., <http://www.starfirecrystal.com>, 2006, 1 page.

“Crystal in a New Light”, Swarovski Components 2001, p. 27.

“Crystal Net Pinning”, Swarovski, Crystal Perspectives 2002, p. 45.

\* cited by examiner

*Primary Examiner*—Freda S. Nunn

*Assistant Examiner*—Kevin K Rudzinski

(74) *Attorney, Agent, or Firm*—Heslin Rothenberg Farley & Mesiti P.C.

(57) **CLAIM**

The ornamental design for a light fixture, as shown and described.

**DESCRIPTION**

This application is related to commonly assigned, concurrently filed application Ser. No. 29/252,130, the full disclosure of which is incorporated herein by reference.

FIG. 1 is a perspective view of a first embodiment of the light fixture of the present design;

FIG. 2 is a front elevation view thereof, the right side, rear and left side elevation views being identical thereto;

FIG. 3 is a top plan view thereof;

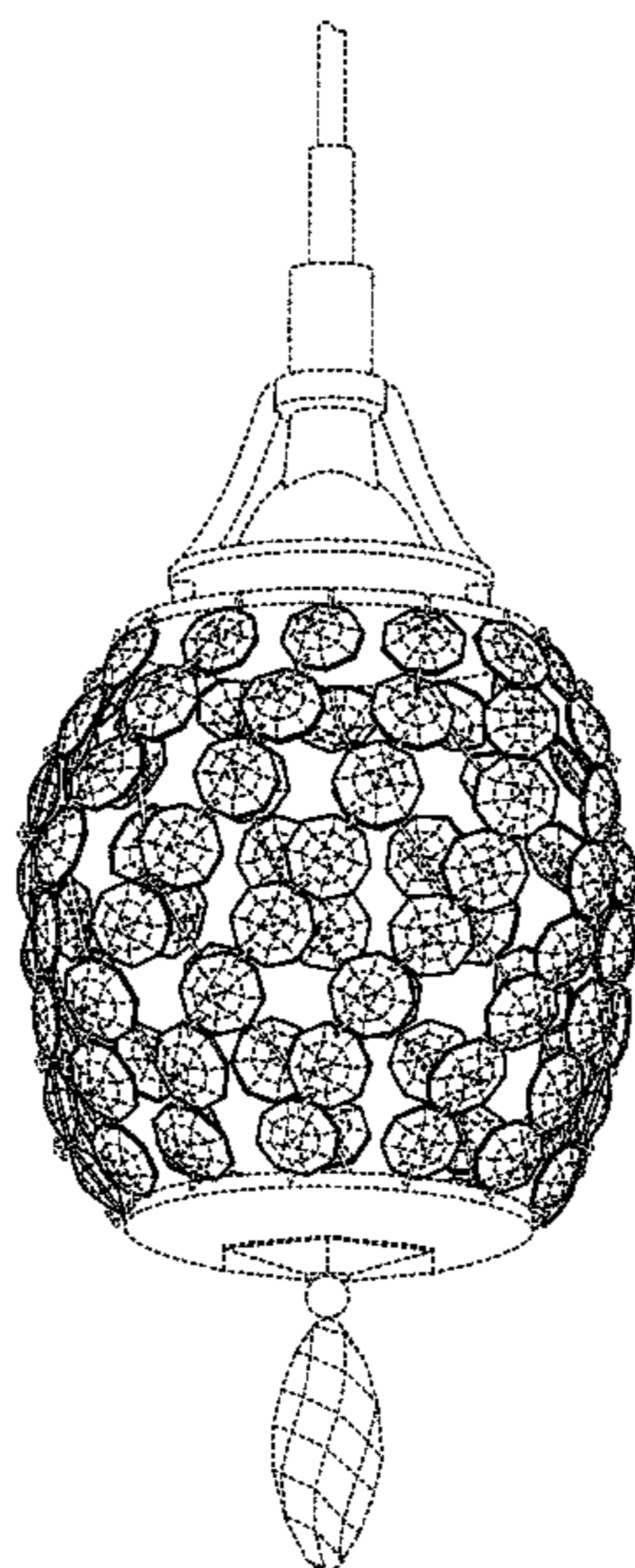
FIG. 4 is a bottom plan view thereof;

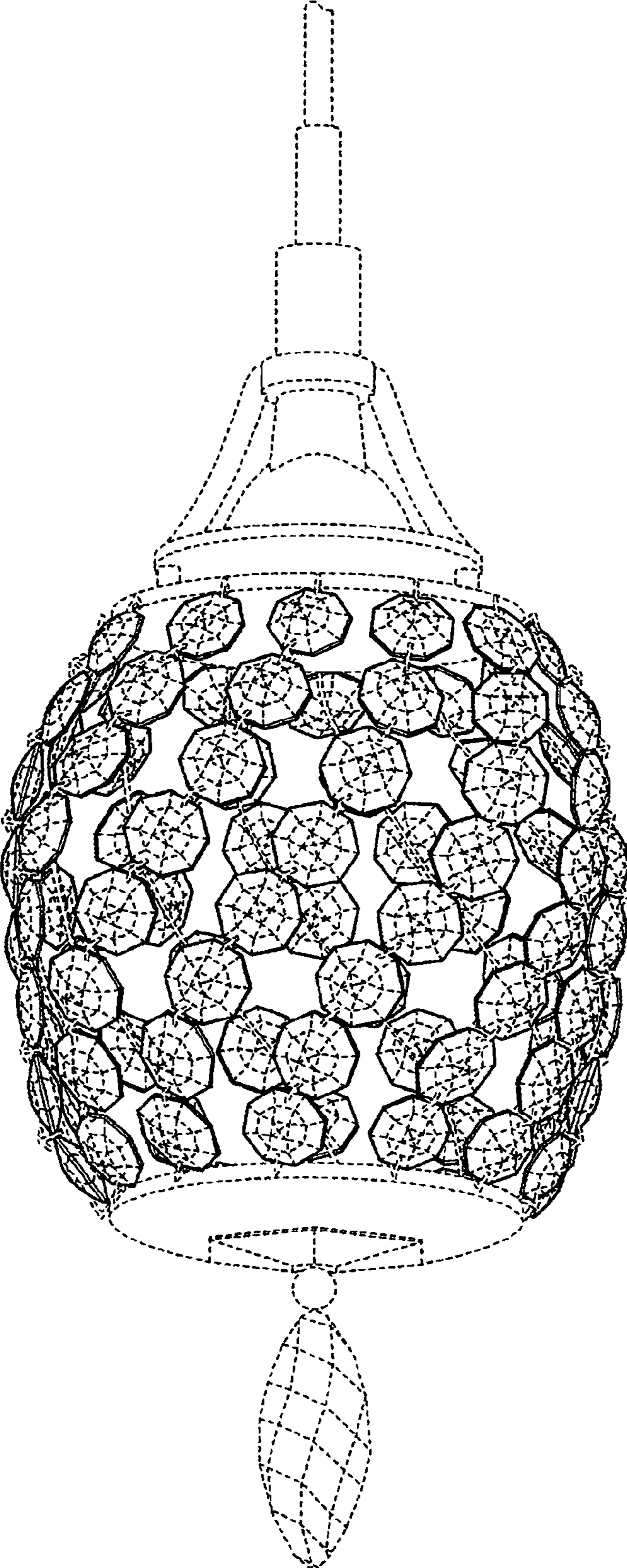
FIG. 5 is a front elevation view of a second embodiment; and,

FIG. 6 is a front elevation view of a third embodiment.

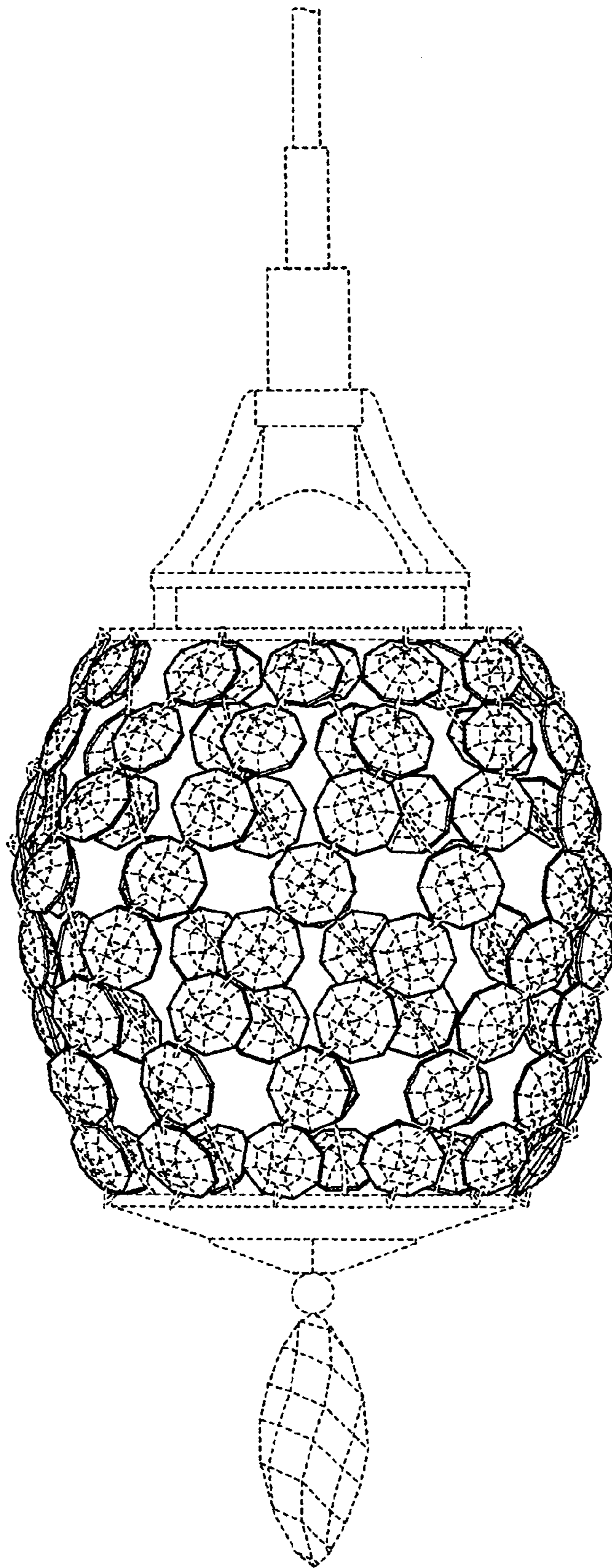
The broken line showing is for illustrative purposes only and forms no part of the claimed invention.

**1 Claim, 6 Drawing Sheets**

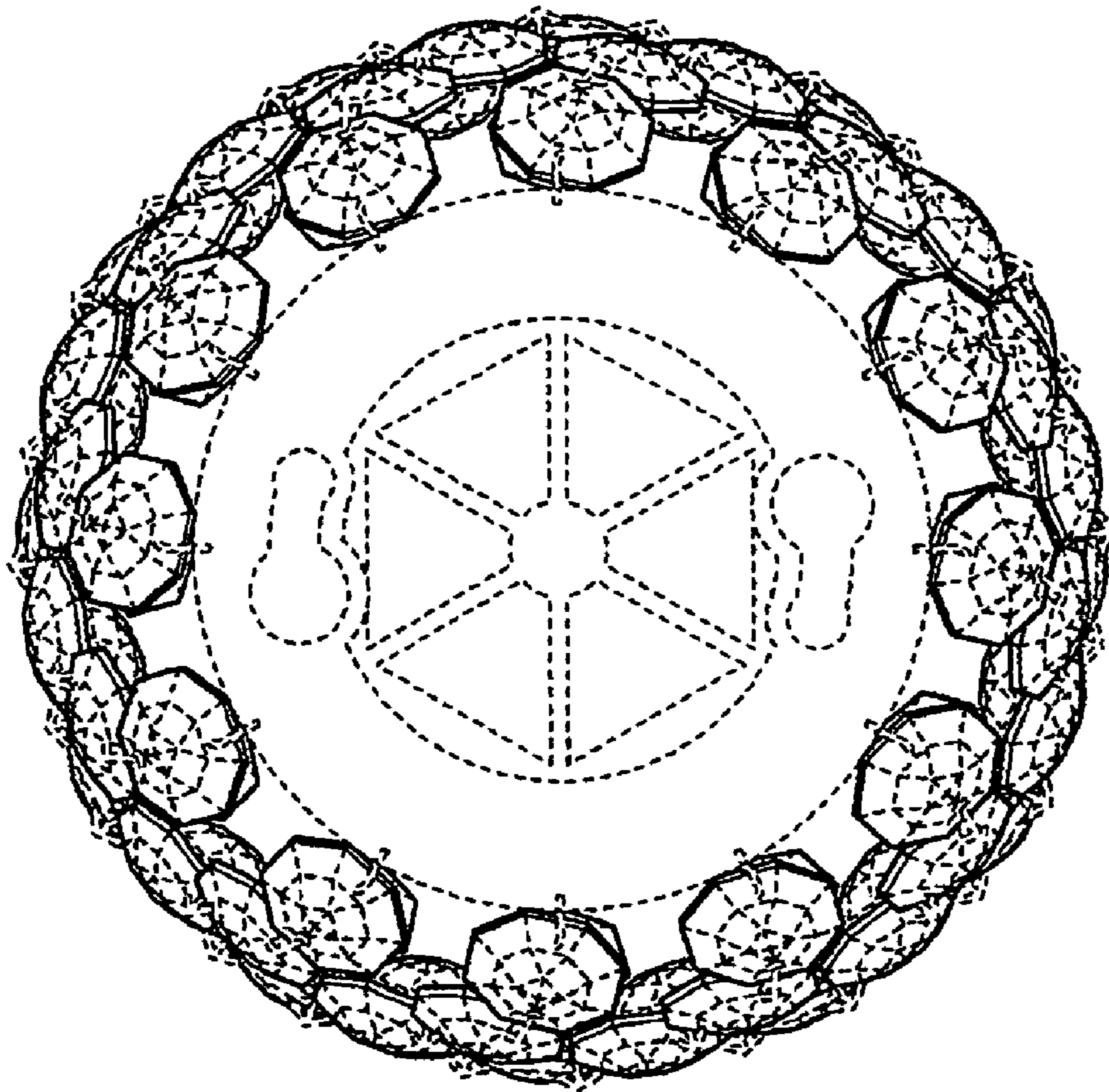





**FIG. 1**




**FIG. 2**




***FIG. 3***



***FIG. 4***



**FIG. 5**



**FIG. 6**