



US00D560018S

(12) **United States Design Patent**
Morris et al.

(10) **Patent No.: US D560,018 S**
(45) **Date of Patent: ** Jan. 15, 2008**

(54) **DECORATIVE SHELL**
(75) Inventors: **Kit Morris**, Austin, TX (US); **Ragnhild Mariane Rokke**, Austin, TX (US)
(73) Assignee: **S.C. Johnson & Son, Inc.**, Racine, WI (US)

2,567,780 A * 9/1951 Oppelt 362/163
D172,852 S * 8/1954 Van Koert D7/591
D181,714 S * 12/1957 Du Pree D9/529
2,954,771 A 10/1960 Boyan
3,041,447 A * 6/1962 Oranger 362/280
D196,455 S * 10/1963 Stern D9/504
3,456,105 A * 7/1969 Bartlett 362/314
D214,831 S 8/1969 Lomont et al.
D216,630 S * 2/1970 Lawton D9/501

(**) Term: **14 Years**

(Continued)

(21) Appl. No.: **29/239,692**

FOREIGN PATENT DOCUMENTS

(22) Filed: **Oct. 3, 2005**

JP 2004-242962 A 9/2004

(51) **LOC (8) Cl.** **26-99**

Primary Examiner—Freda S. Nunn

(52) **U.S. Cl.** **D26/128**

Assistant Examiner—Kevin K Rudzinski

(58) **Field of Classification Search** D11/146,
D11/143, 154, 147; D9/430, 432, 500; 229/67;
D34/1; D7/507, 523; D13/129; 445/23;
428/11; D26/9, 68, 104, 110, 128, 106, 63,
D26/107, 65, 118, 135, 26, 67, 24, 87, 132,
D26/92, 113, 123–125, 11, 22, 72, 85, 79,
D26/131, 105, 108, 109, 122; 362/290, 296,
362/300, 317, 312, 351, 355, 362, 410, 327,
362/401, 269, 287, 363, 265, 294, 257, 277
See application file for complete search history.

(74) *Attorney, Agent, or Firm*—McCracken & Frank LLP

(57) **CLAIM**

The ornamental design for a decorative shell, as shown and described.

(56) **References Cited**

DESCRIPTION

U.S. PATENT DOCUMENTS

15,852 A * 10/1856 Dietrich 137/467.5
21,616 A * 9/1858 Blair 70/424
35,507 A * 6/1862 Colburn 362/361
38,657 A * 5/1863 Daboll 362/312
85,921 A * 1/1869 Foster 362/351
D27,883 S 11/1897 Noke
D33,553 S * 11/1900 McHenry D26/132
D42,648 S 6/1912 Sanford
D52,412 S * 9/1918 Strahan D26/132
D55,864 S 7/1920 Jenkins
1,648,748 A 11/1927 Traub
D114,349 S * 4/1939 Sparrow D11/144
D144,257 S * 3/1946 Rubin D26/40

FIG. 1 is an isometric view of the decorative shell;

FIG. 2 is a front elevational view of the decorative shell as depicted in FIG. 1;

FIG. 3 is an elevational view of a first side of the decorative shell as depicted in FIG. 1;

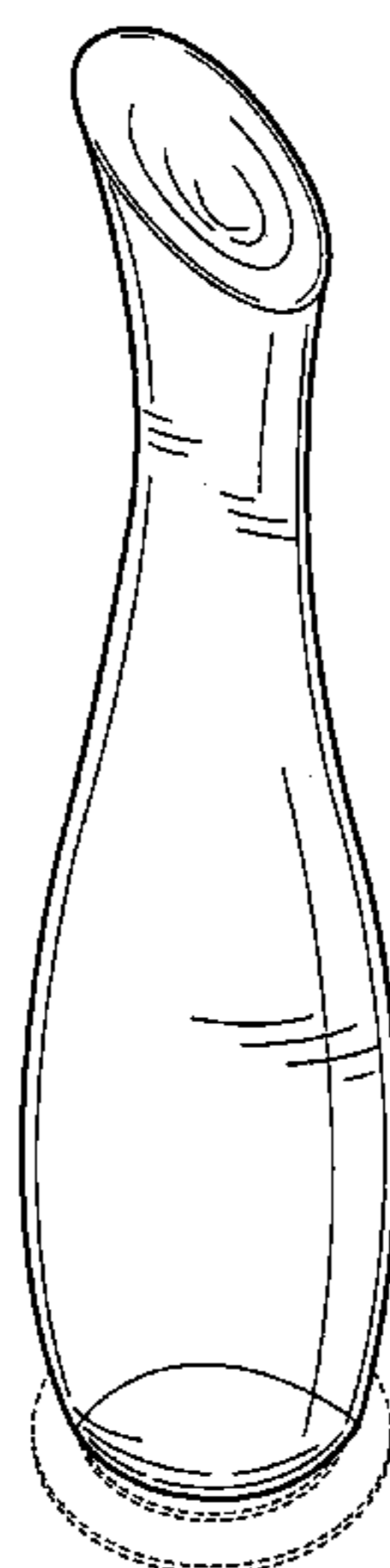
FIG. 4 is a back elevational view of the decorative shell as depicted in FIG. 1 taken generally along the view lines 4—4 of FIG. 6;

FIG. 5 is an elevational view of a second side of the decorative shell as depicted in FIG. 1; and,

FIG. 6 is a plan view of the decorative shell as depicted in FIG. 1.

Also, structures shown in broken lines form no part of the claimed design.

1 Claim, 6 Drawing Sheets



US D560,018 S

Page 2

U.S. PATENT DOCUMENTS

D217,719 S	6/1970	McNair et al.	
D221,891 S	9/1971	Douglas	
4,052,622 A	10/1977	Lorenz	
D246,932 S *	1/1978	Nelson	D26/105
4,325,110 A	4/1982	Tang	
4,492,896 A	1/1985	Jullien	
D280,239 S *	8/1985	Burket et al.	D26/132
D282,152 S	1/1986	Mendenhall	
D282,529 S *	2/1986	Pereira et al.	D9/529
D295,145 S *	4/1988	Jeanjean	D7/300
D300,107 S	3/1989	Trombly	
D316,452 S *	4/1991	Kira	D26/68
D353,194 S	12/1994	Walton et al.	
D353,683 S *	12/1994	Huang	D26/106
D363,895 S *	11/1995	Guiliani	D11/146
D387,447 S	12/1997	Hollington	
D389,947 S	1/1998	Hutton	
D392,565 S *	3/1998	Blackburn	D9/500
5,794,379 A *	8/1998	McKay	47/41.01
5,863,108 A	1/1999	Lederer	
D407,980 S *	4/1999	Dinand	D9/500
D428,664 S *	7/2000	Lee et al.	D26/104
D441,488 S *	5/2001	Benghozi	D26/87
D448,097 S *	9/2001	Bodum	D26/9
6,361,192 B1	3/2002	Fussell et al.	
D460,894 S	7/2002	Ziegenfus et al.	
D464,762 S *	10/2002	De Lucchi et al.	D26/106
D469,202 S *	1/2003	Tsai	D26/65
D470,077 S	2/2003	Osawa	
D470,433 S	2/2003	Osawa	
D472,147 S *	3/2003	Herrmann	D9/504
D492,442 S *	6/2004	Hoernig	D26/92
D492,443 S	6/2004	Smith et al.	

* cited by examiner

FIG. 1

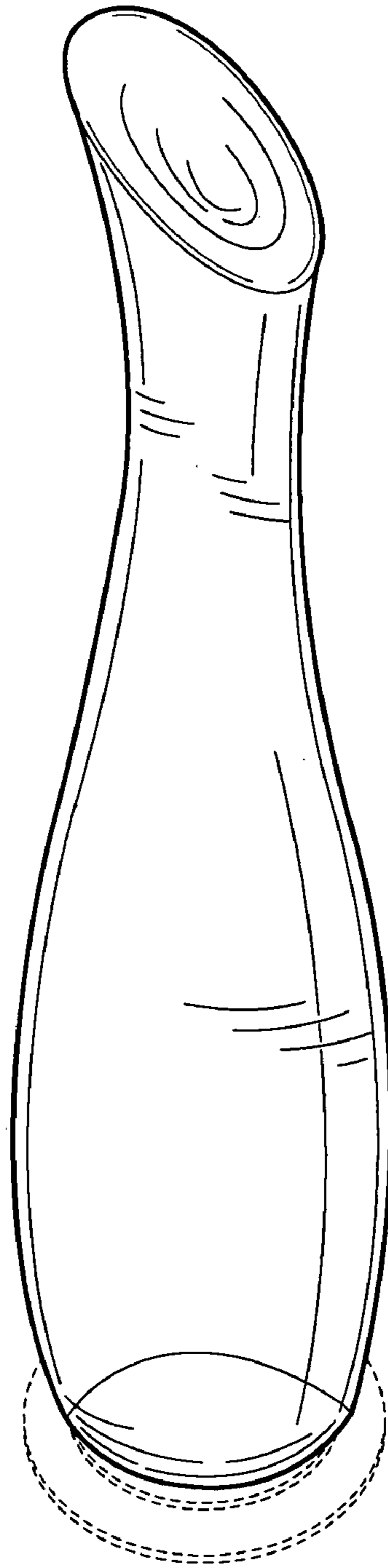


FIG. 2

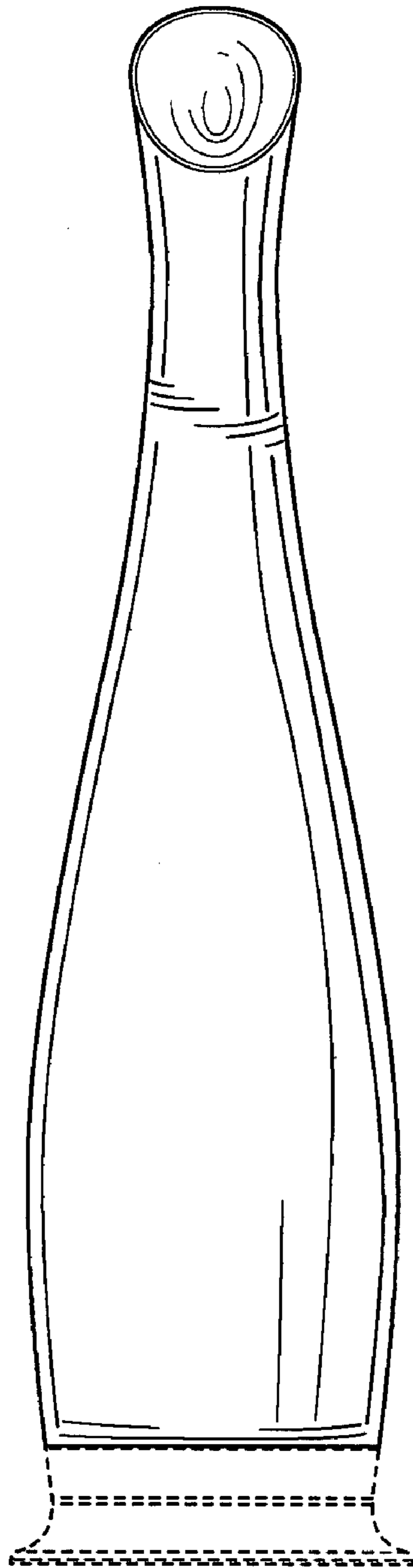


FIG. 3

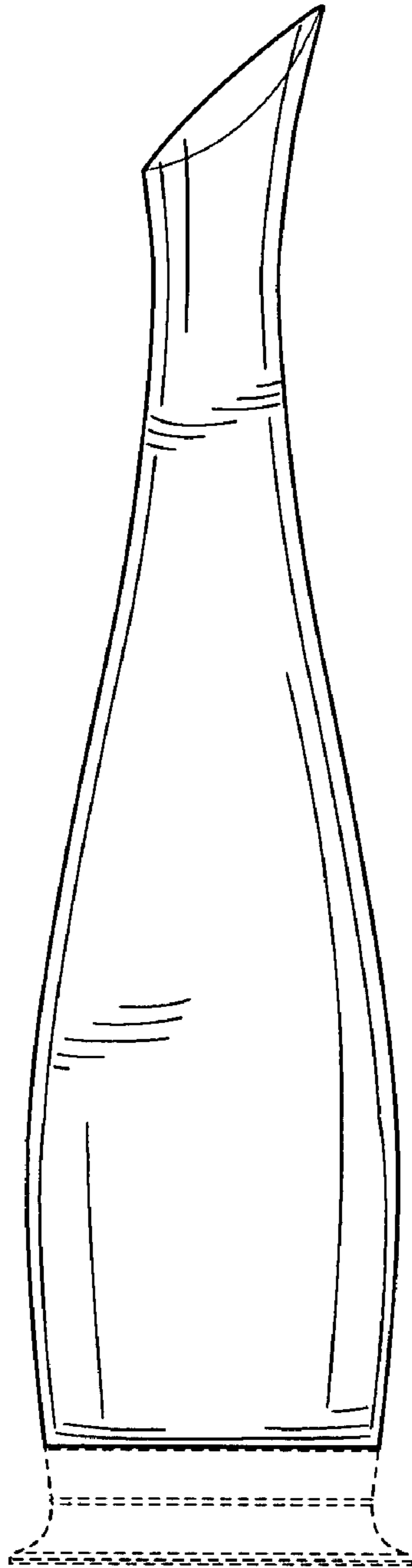


FIG. 4

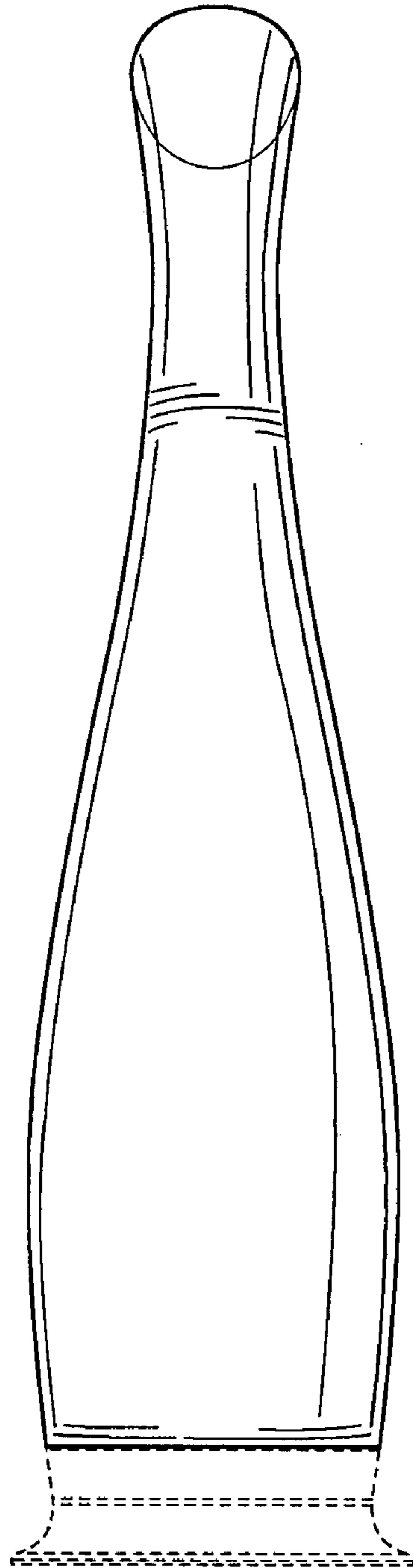


FIG. 5

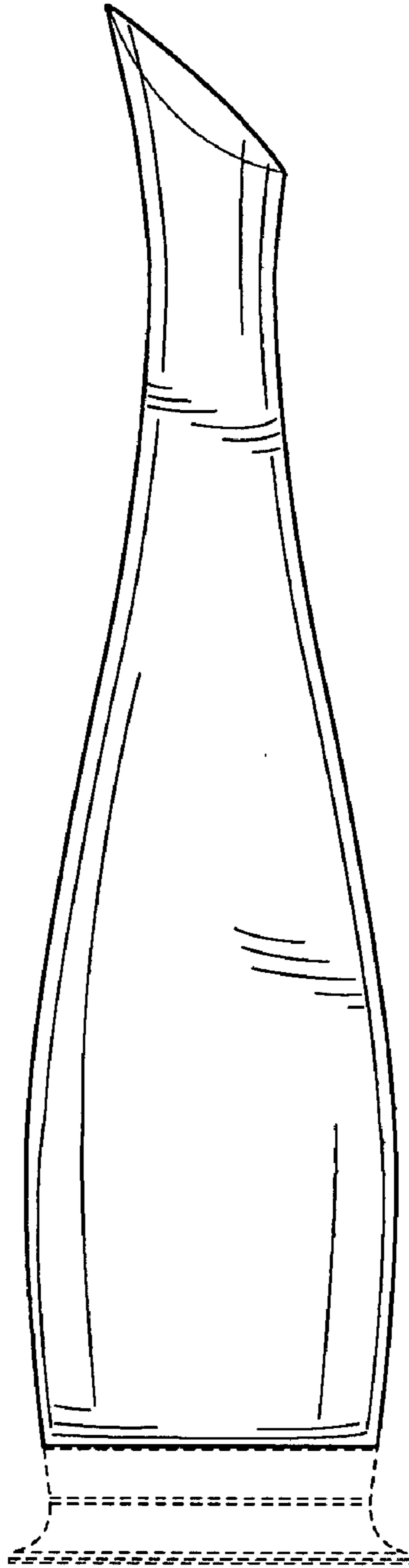


FIG. 6

