



US00D560017S

(12) **United States Design Patent** (10) **Patent No.:** **US D560,017 S**
Morris et al. (45) **Date of Patent:** **** Jan. 15, 2008**

(54) **DECORATIVE SHELL**
(75) Inventors: **Kit Morris**, Austin, TX (US); **Ragnhild Mariane Rokke**, Austin, TX (US)
(73) Assignee: **S.C. Johnson & Son, Inc.**, Racine, WI (US)
(**) Term: **14 Years**
(21) Appl. No.: **29/239,690**
(22) Filed: **Oct. 3, 2005**
(51) **LOC (8) Cl.** **26-99**
(52) **U.S. Cl.** **D26/128**
(58) **Field of Classification Search** D11/146, D11/143, 154, 147; D9/430, 432, 500; 229/67; D34/1; D7/507, 523; D13/129; 445/23; 428/11; D26/9, 68, 104, 110, 128, 106, 63, D26/107, 65, 118, 135, 26, 67, 24, 87, 132, D26/92, 113, 123-125, 11, 22, 72, 85, 79, D26/131, 105, 108, 109, 122; 362/410, 327, 362/401, 269, 287, 363, 265, 294, 257, 277, 362/290, 296, 300, 317, 312, 351, 355, 362
See application file for complete search history.

D298,573 S * 11/1988 Komamura D26/93
D300,107 S 3/1989 Trombly
5,136,490 A * 8/1992 Morrison 362/294
D351,121 S 10/1994 Lauchlan
D357,085 S * 4/1995 Ratia D26/10
D387,447 S 12/1997 Hollington
5,820,252 A * 10/1998 Finch 362/265
D404,169 S * 1/1999 Wang D26/118
D407,995 S 4/1999 Gallegos
D425,220 S 5/2000 Klett et al.
D435,683 S * 12/2000 Hoffbauer D26/135
D447,256 S 8/2001 Ratia
6,276,813 B1 * 8/2001 Victor 362/641
D455,486 S 4/2002 Makino
6,394,869 B1 * 5/2002 Haugaard et al. 445/23

(Continued)

Primary Examiner—Freda S. Nunn
Assistant Examiner—Kevin K Rudzinski
(74) *Attorney, Agent, or Firm*—McCracken & Frank LLP

(57) **CLAIM**

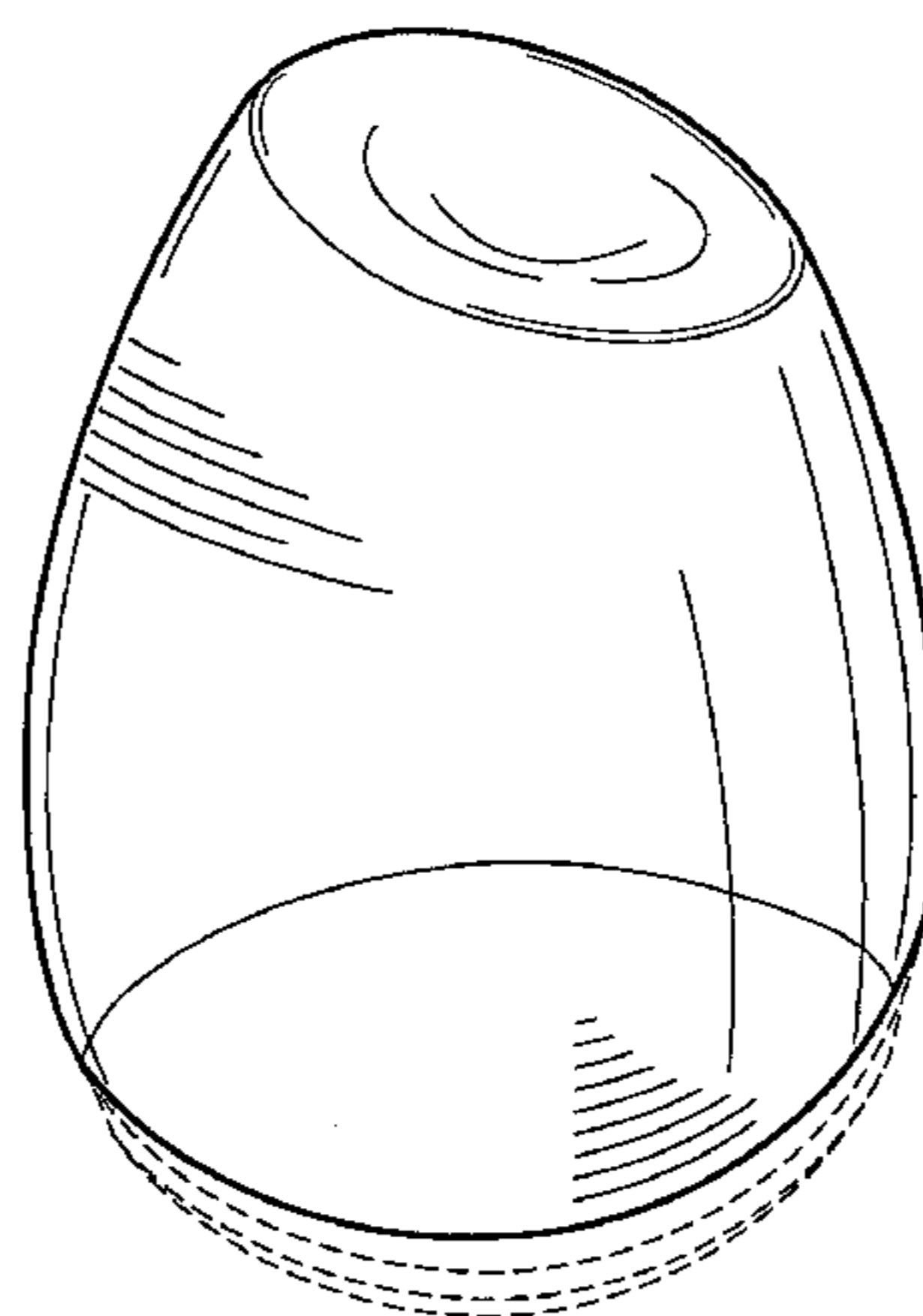
The ornamental design for a decorative shell, as shown and described.

DESCRIPTION

FIG. 1 is an isometric view of the decorative shell;
FIG. 2 is a front elevational view of the decorative shell as depicted in FIG. 1;
FIG. 3 is an elevational view of a first side of the decorative shell as depicted in FIG. 1 taken generally along the view lines 3—3 of FIG. 6;
FIG. 4 is a back elevational view of the decorative shell as depicted in FIG. 1;
FIG. 5 is an elevational view of a second side of the decorative shell as depicted in FIG. 1; and,
FIG. 6 is a plan view of the decorative shell as depicted in FIG. 1.
Also, structures shown in broken lines form no part of the claimed design.

1 Claim, 6 Drawing Sheets

(56) **References Cited**
U.S. PATENT DOCUMENTS
D5,817 S * 4/1872 Wellman D26/132
D68,602 S * 10/1925 Spencer D26/128
1,603,055 A * 10/1926 Williams 362/348
D74,093 S * 12/1927 Brieloff D26/63
1,708,047 A * 4/1929 Bosworth 362/427
1,763,963 A * 6/1930 Guth 362/312
1,878,646 A * 9/1932 Schneider 362/327
D119,621 S 3/1940 Fuerst
D130,027 S 10/1941 Koch
D132,868 S 6/1942 Sawyer
D165,652 S * 1/1952 Ingolia, Jr. D26/107
D175,658 S 9/1955 Koert
D216,630 S * 2/1970 Lawton D9/501
D218,474 S * 8/1970 Devine D26/131
4,325,110 A 4/1982 Tang
D285,515 S * 9/1986 Papciak D7/509



US D560,017 S

Page 2

U.S. PATENT DOCUMENTS

D460,894 S	7/2002	Ziegenfus et al.		
D462,296 S	9/2002	Bates et al.		
D463,756 S	10/2002	Vea		
D470,433 S	2/2003	Osawa		
D478,393 S *	8/2003	Alduby	D26/118	
D481,473 S	10/2003	Walsh		
6,637,912 B2 *	10/2003	Arumugasaamy et al. ..	362/327	
D482,570 S *	11/2003	Henderson	D7/507	
D485,624 S	1/2004	Kitamura		
D487,687 S	3/2004	Shields, Jr.		
D491,288 S	6/2004	Young		
D492,443 S	6/2004	Smith et al.		
6,886,965 B2 *	5/2005	Hoffbauer	362/363	
D506,644 S	6/2005	Poupel et al.		
2002/0136002 A1 *	9/2002	Hoernig	362/147	

* cited by examiner

FIG. 1

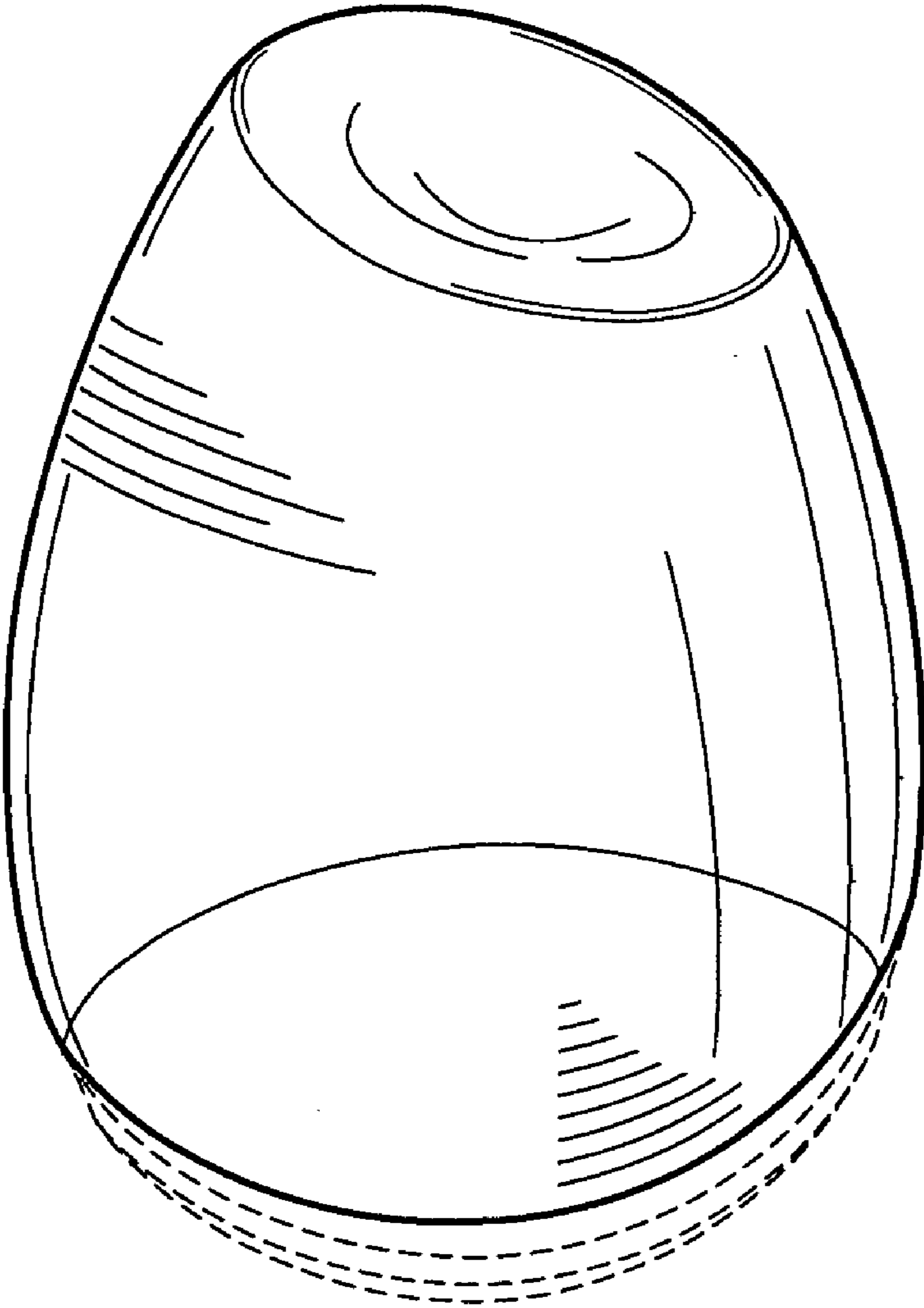


FIG. 2

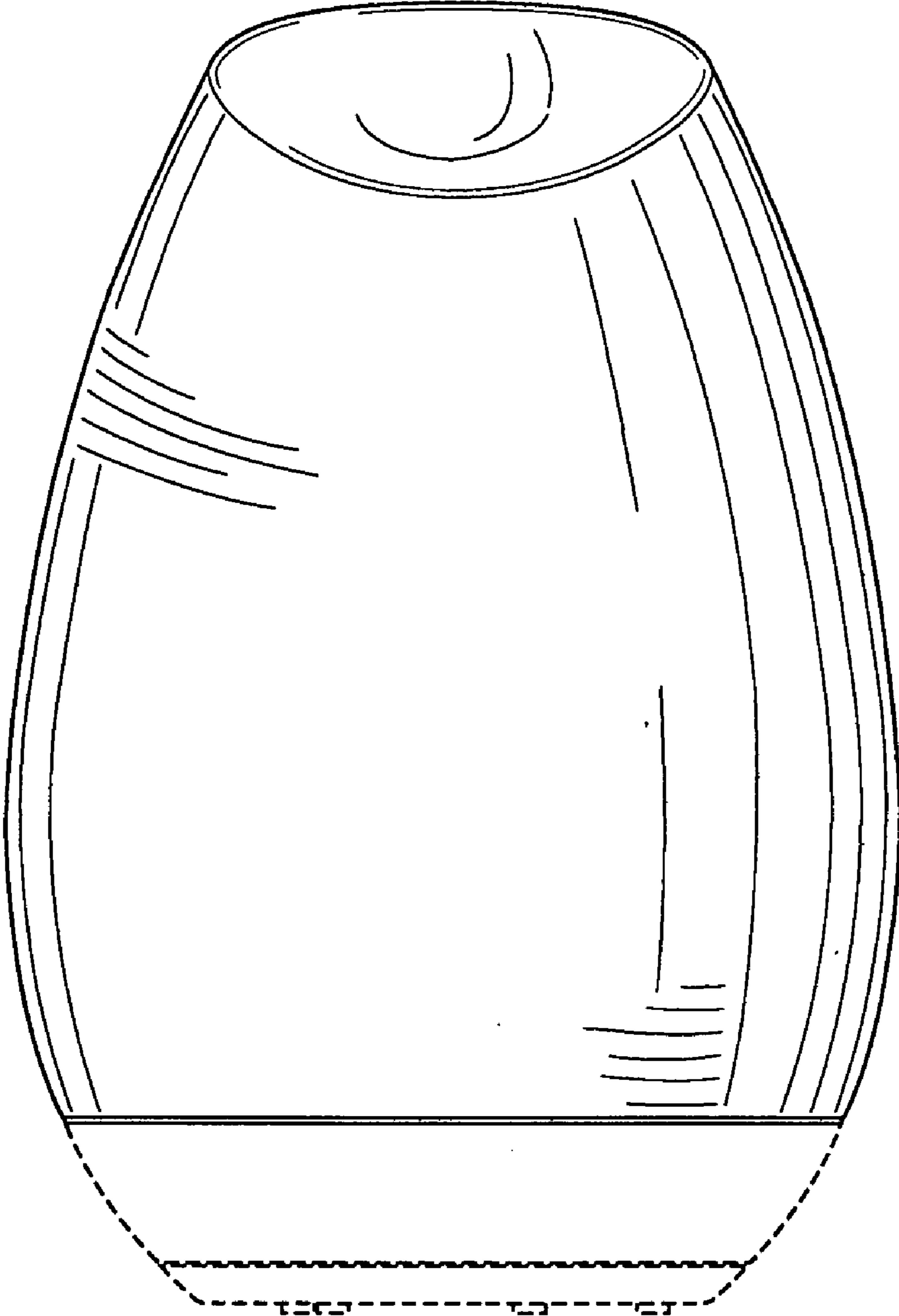


FIG. 3

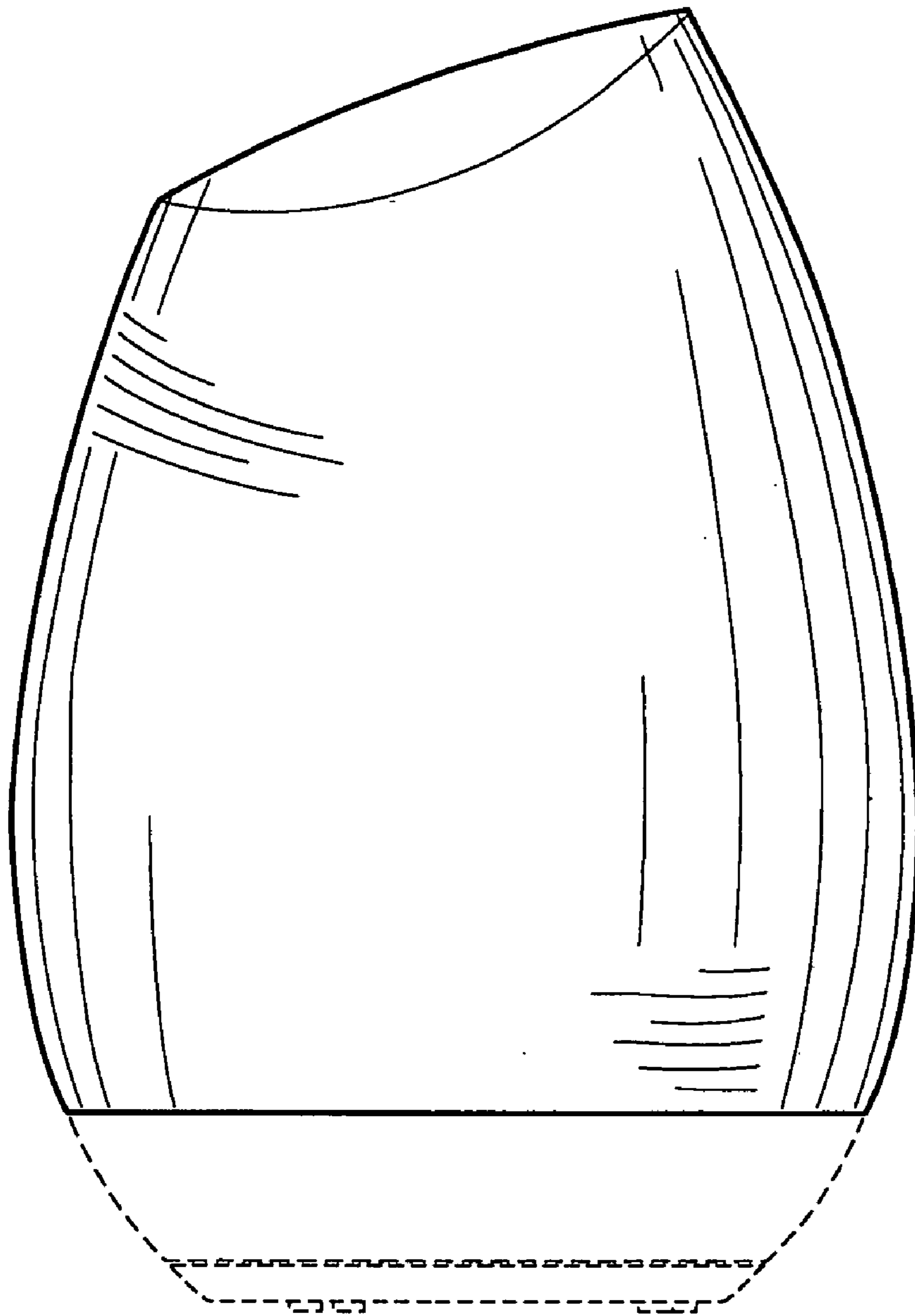


FIG. 4

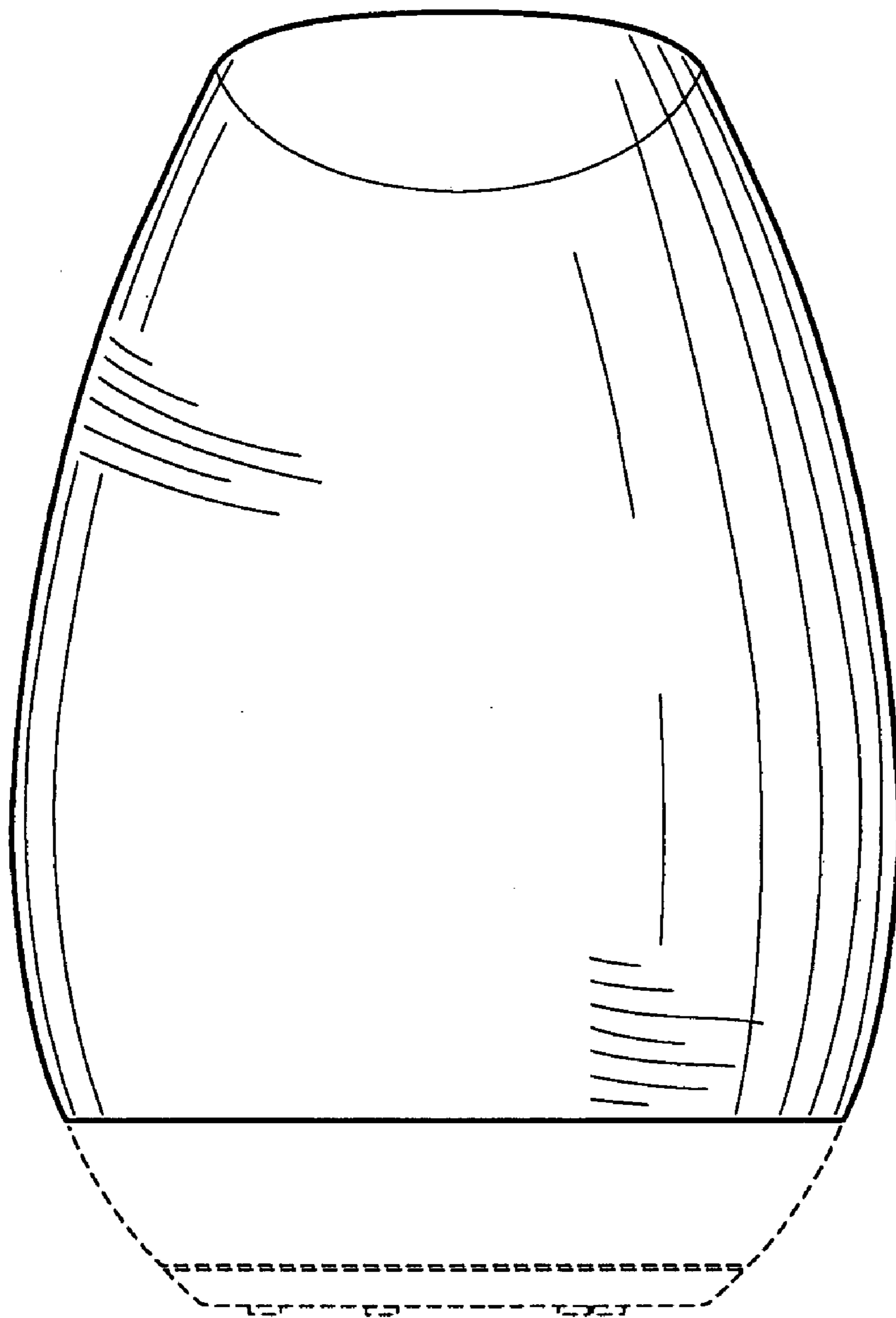


FIG. 5

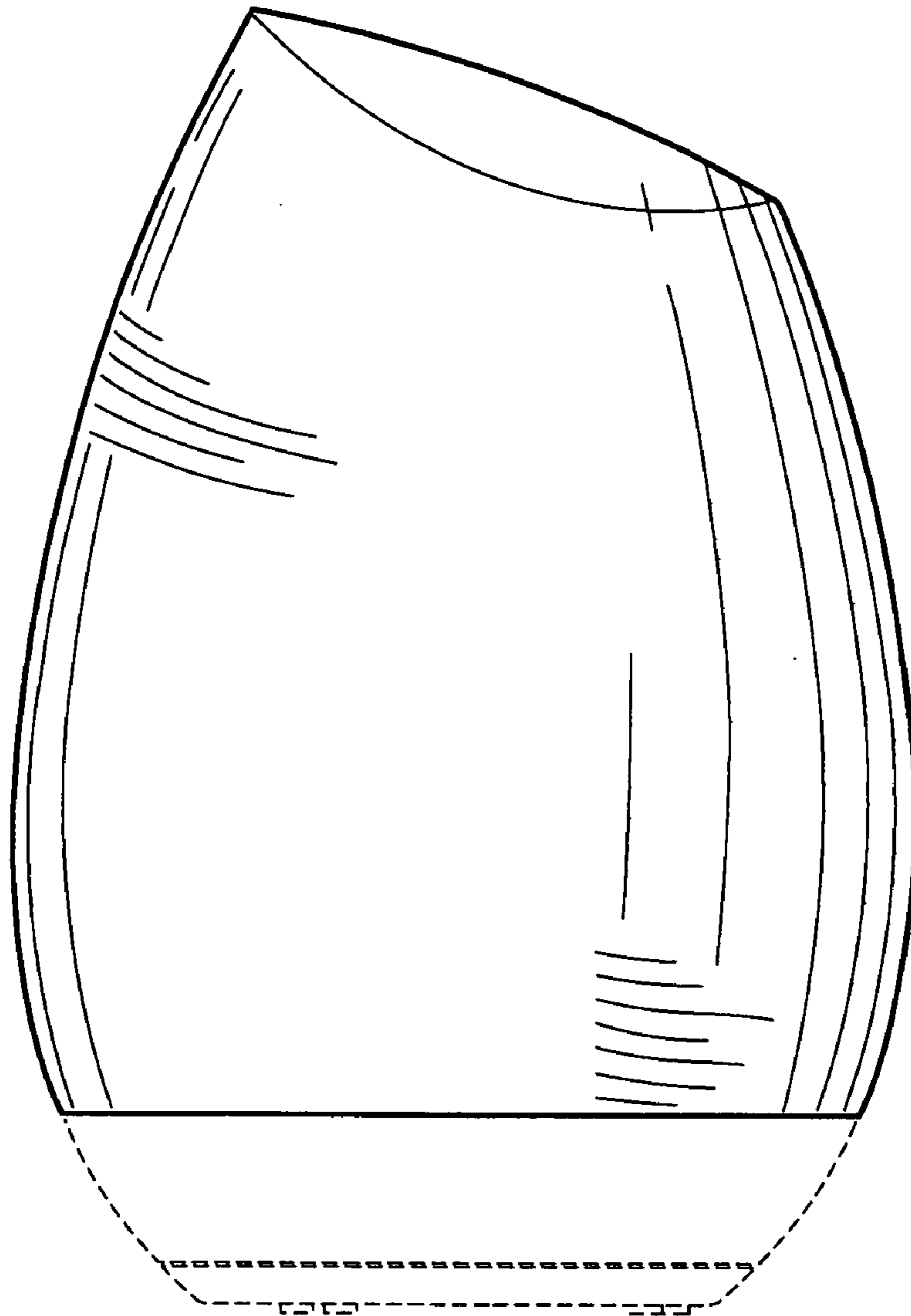


FIG. 6

