

US00D560007S

(12) **United States Design Patent**
McMillan et al.

(10) **Patent No.:** **US D560,007 S**

(45) **Date of Patent:** **** Jan. 15, 2008**

(54) **LIGHTING DEVICE**

D548,863 S * 8/2007 Shiu D26/37

(75) Inventors: **Peter McMillan**, Wollstonecraft (AU);
Wing On. Tang, Hong Kong (HK)

* cited by examiner

Primary Examiner—Marcus A. Jackson

(73) Assignee: **Eveready Battery Company, Inc.**, St.
Louis, MO (US)

(74) *Attorney, Agent, or Firm*—Gregory J. Adams

(**) Term: **14 Years**

(57) **CLAIM**

(21) Appl. No.: **29/288,590**

We claim the ornamental design for a lighting device, as shown and described.

(22) Filed: **Jun. 15, 2007**

DESCRIPTION

(51) **LOC (8) Cl.** **26-02**

FIG. 1 is a perspective view of the lighting device of the present invention.

(52) **U.S. Cl.** **D26/37**

FIG. 2 is a side view of the lighting device of the present invention.

(58) **Field of Classification Search** D26/37-50;
362/157, 158, 171-174, 183-208

FIG. 3 is another side view of the lighting device of the present invention.

See application file for complete search history.

FIG. 4 is a top view of the lighting device of the present invention; and,


(56) **References Cited**

U.S. PATENT DOCUMENTS

FIG. 5 is a bottom view of the lighting device of the present invention.

D531,334 S *	10/2006	Lin	D26/37
D537,181 S *	2/2007	Chen et al.	D26/37
D538,341 S *	3/2007	Oas	D19/44
D548,837 S *	8/2007	Oikawa	D24/158

1 Claim, 1 Drawing Sheet



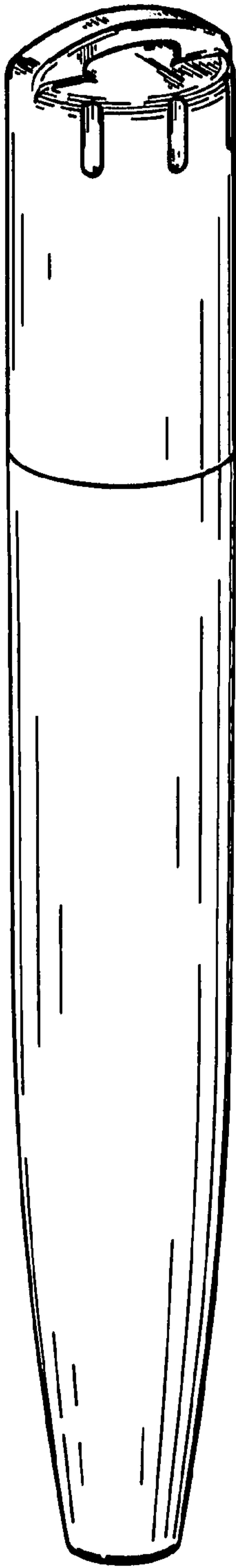


Fig. 1




Fig. 2




Fig. 3

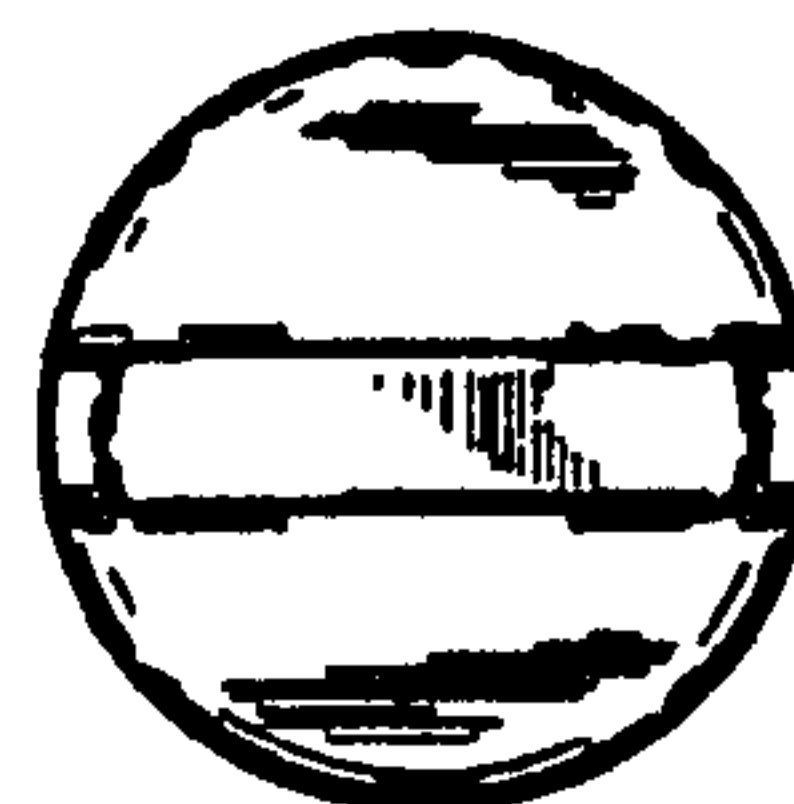


Fig. 4




Fig. 5