



US00D559999S

(12) **United States Design Patent**  
**Wilczynski et al.**

(10) **Patent No.:** **US D559,999 S**  
(45) **Date of Patent:** **\*\* Jan. 15, 2008**

(54) **RETRACTABLE ENTRY PARTITION**

(75) Inventors: **Paul J. Wilczynski**, Seattle, WA (US);  
**William C. Quan**, Redmond, WA (US);  
**Charles Lau**, Everett, WA (US)

(73) Assignee: **The Boeing Company**, Chicago, IL  
(US)

(\*\*) Term: **14 Years**

(21) Appl. No.: **29/276,086**

(22) Filed: **Jan. 15, 2007**

(51) **LOC (8) Cl.** ..... **25-02**

(52) **U.S. Cl.** ..... **D25/58**

(58) **Field of Classification Search** ..... D25/58,  
D25/1-16, 31, 33; D6/332, 492, 329, 396;  
52/36.1, 36.2, 63, 66, 73, 29, 27.5, 31-32;  
160/135, 352, 210, 213; 135/129, 132  
See application file for complete search history.

(56) **References Cited**

**U.S. PATENT DOCUMENTS**

D231,695 S *	5/1974	Dattner	.....	D25/31
D338,967 S *	8/1993	Tegg	.....	D25/58
5,653,063 A *	8/1997	Barnett et al.	.....	52/29
6,257,523 B1	7/2001	Olliges	.....	244/118.5
D515,619 S *	2/2006	Magee et al.	.....	D6/492
7,194,841 B2 *	3/2007	Shima et al.	.....	52/29
D548,361 S *	8/2007	Masuda et al.	.....	D25/16

**FOREIGN PATENT DOCUMENTS**

WO 2006008151 A1 1/2006

**OTHER PUBLICATIONS**

Bombardier Challenger CL-601, 1988 (photographs printed from  
<http://www.businessair.com/> on Jan. 15, 2007).

Bombardier Challenger CL-604 (photographs printed from <http://www.reliance-aviation.com/air-charters-2.asplid=16> on Jan. 15,  
2007).

\* cited by examiner

*Primary Examiner*—Catherine R. Oliver

(74) *Attorney, Agent, or Firm*—Ostrager Chong Flaherty &  
Broitman P.C.

(57) **CLAIM**

The ornamental design for a retractable entry partition, as  
shown and described.

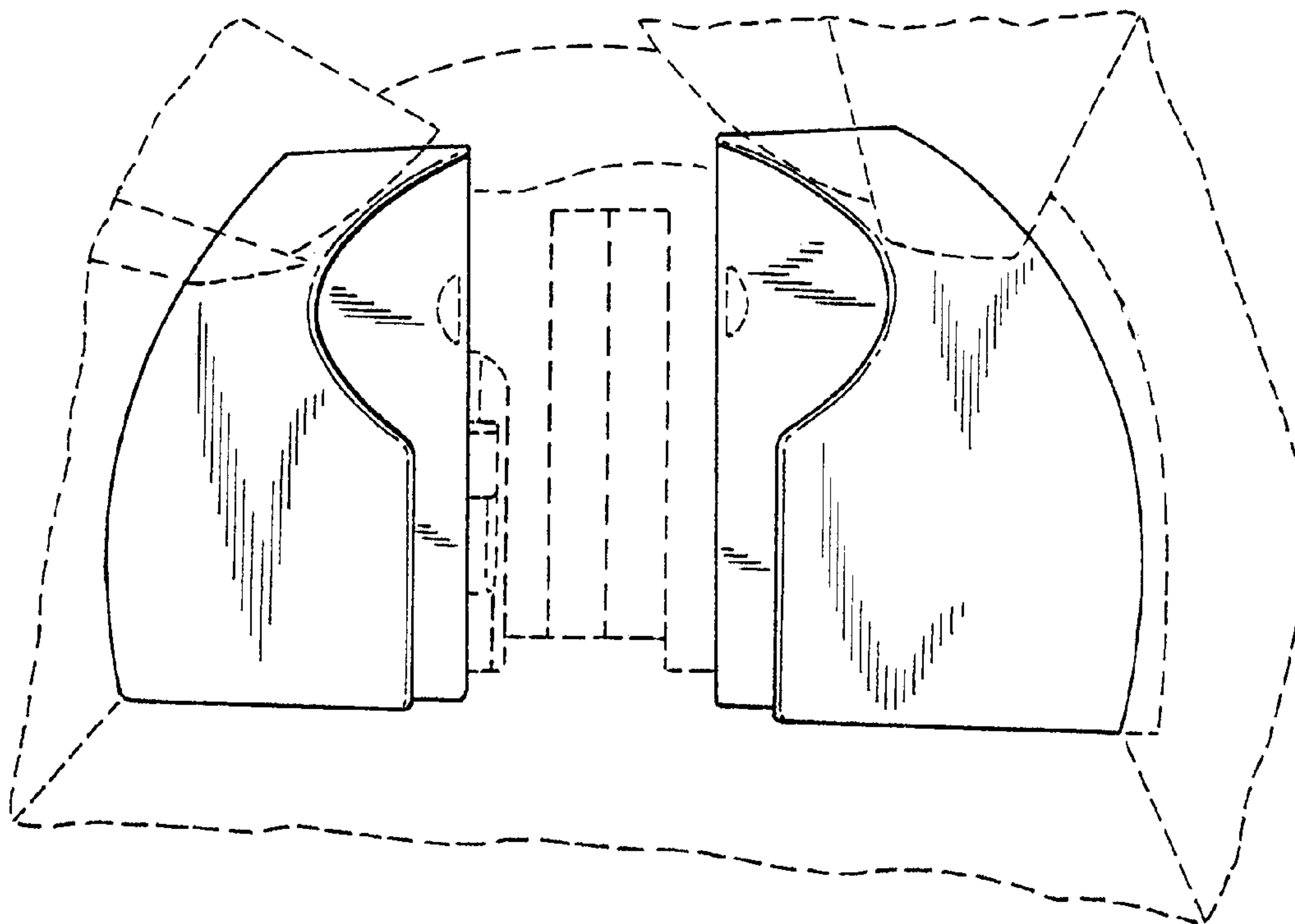
**DESCRIPTION**

FIG. 1 is a front perspective view of the design in a closed  
position; and,

FIG. 2 is a front perspective view of the design in an open  
position.

The rear is a mirror image of the design shown in FIGS. 1  
and 2. The top, bottom and sides are flat, devoid of surface  
ornamentation, and form no part of the claimed design. The  
dotted lines are shown for environmental purposes only and  
form no part of the claimed design.

**1 Claim, 2 Drawing Sheets**



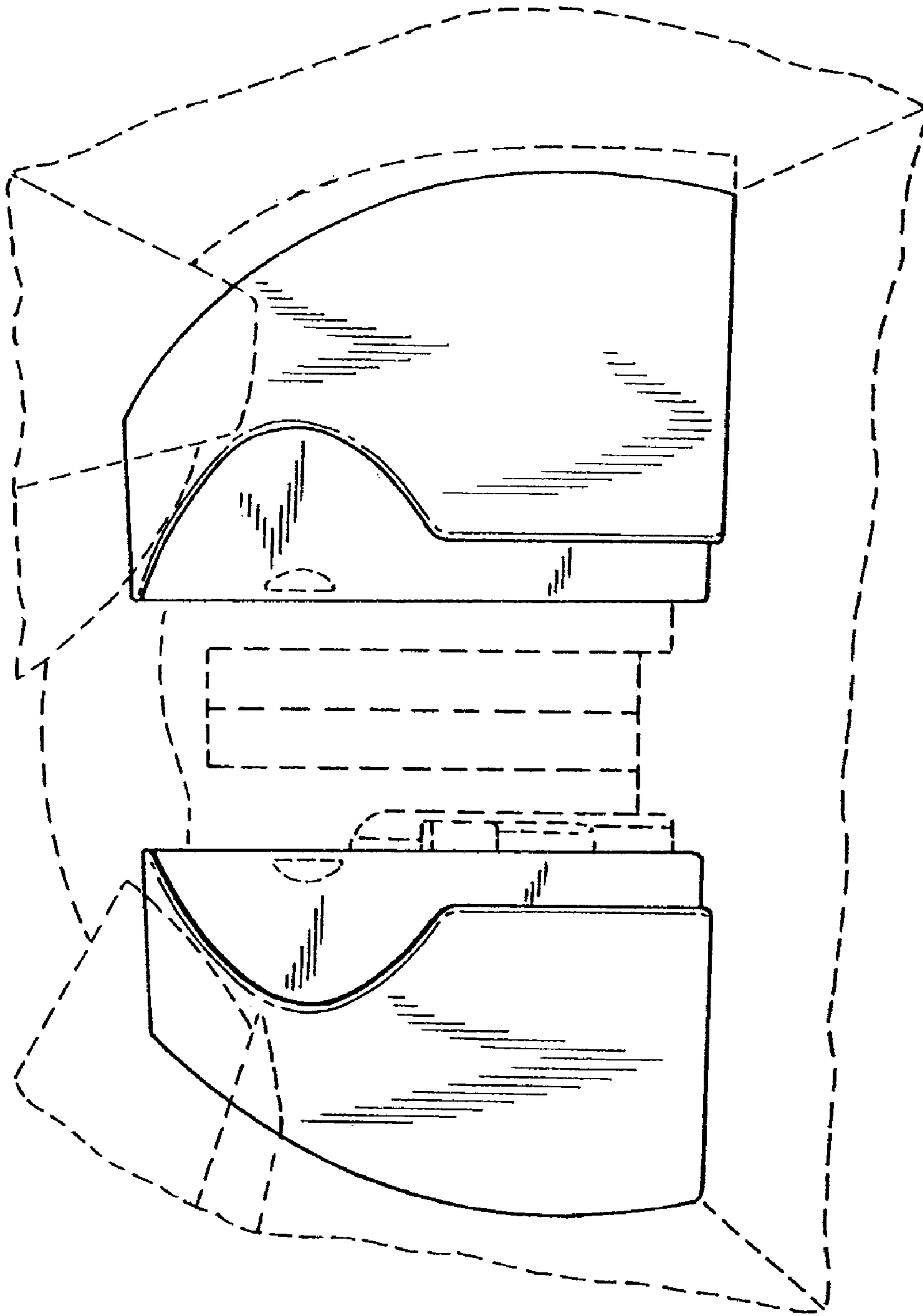


FIG.1

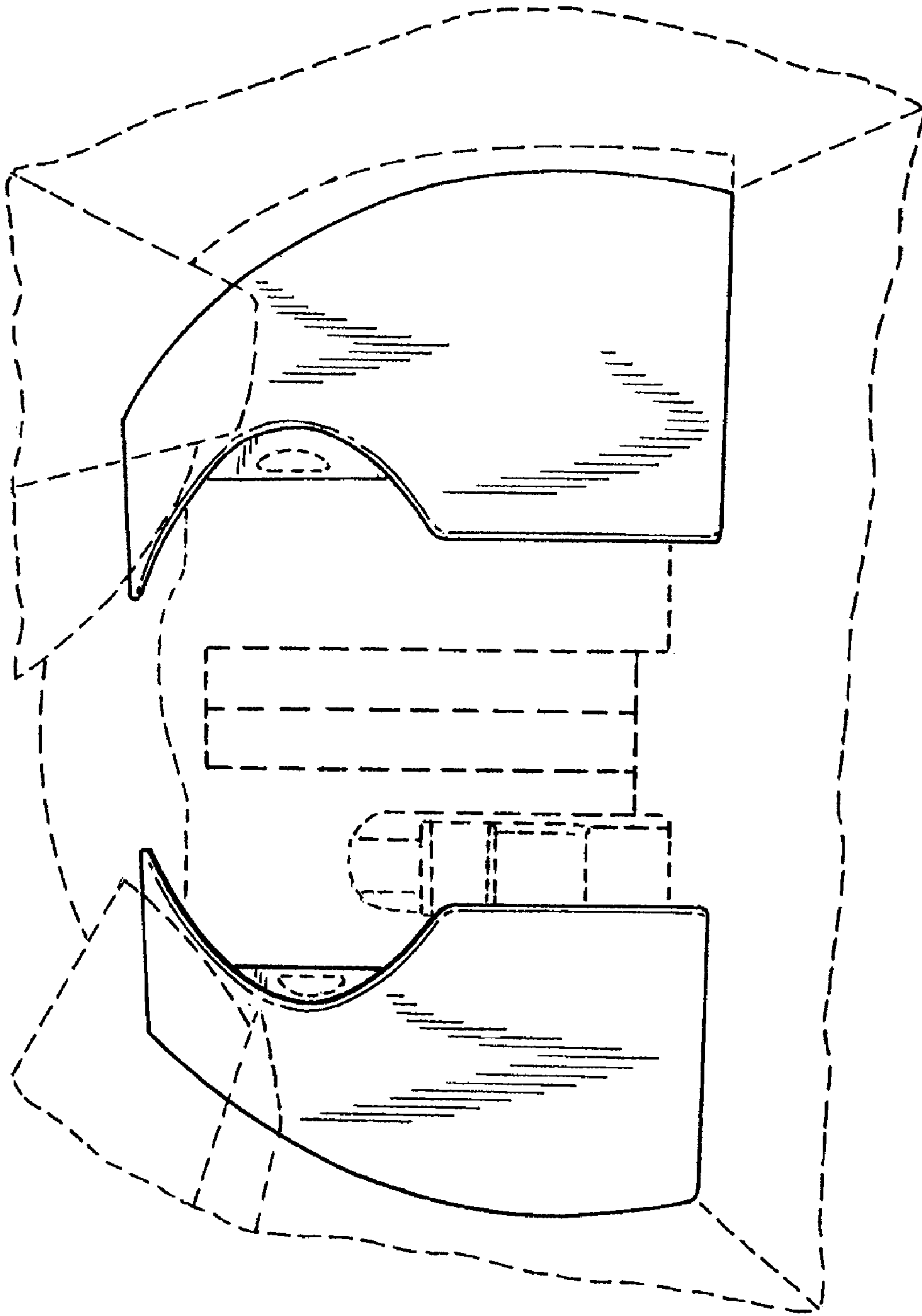


FIG.2