



US00D559989S

(12) **United States Design Patent**
Martinelli

(10) **Patent No.:** **US D559,989 S**

(45) **Date of Patent:** **** Jan. 15, 2008**

(54) **DECORATIVE CLAMP AND BABY BOTTLE HOLDER**

D457,409 S * 5/2002 Noniewicz D8/72
D462,775 S * 9/2002 Minor D24/199
D502,956 S * 3/2005 Holmes et al. D16/242
6,971,612 B1 * 12/2005 Wilson-Lowery 248/104

(76) Inventor: **Linda Martinelli**, 9236 Jadecrest Dr.,
Las Vegas, NV (US) 89134

* cited by examiner

(**) Term: **14 Years**

Primary Examiner—Stella M. Reid
Assistant Examiner—John Windmuller

(21) Appl. No.: **29/288,279**

(22) Filed: **Jun. 6, 2007**

(57) **CLAIM**

(51) **LOC (8) Cl.** **07-01**

The ornamental design for a decorative clamp and baby bottle holder, as shown and described.

(52) **U.S. Cl.** **D24/199; D8/395**

(58) **Field of Classification Search** D8/71,
D8/72, 395, 396; 248/102–107, 274.1, 276.1;
221/188; D24/199

DESCRIPTION

See application file for complete search history.

FIG. 1 is a top perspective view of a decorative clamp and baby bottle holder showing my new design.

(56) **References Cited**

U.S. PATENT DOCUMENTS

FIG. 2 is a view of the right side of the same decorative clamp and baby bottle holder as shown in FIG. 1.

2,448,189	A *	8/1948	Mott	248/104
3,161,392	A *	12/1964	Kopec et al.	248/104
3,410,512	A *	11/1968	Del Vecchio et al.	248/104
4,114,847	A *	9/1978	Bogensberger	248/104
5,016,845	A *	5/1991	Pellegrino	248/104
D321,062	S *	10/1991	Bonbright	D26/140
D326,524	S *	5/1992	Lawal et al.	D24/199
5,135,189	A *	8/1992	Ghazizadeh	248/104
5,192,041	A *	3/1993	Bryant	248/104
5,489,075	A *	2/1996	Ible	248/104
D369,413	S	4/1996	Lodewyck, Jr. et al.		
D372,178	S *	7/1996	Gossett et al.	D8/52
6,250,592	B1 *	6/2001	Davis	248/104

FIG. 3 is a view of the left side of the same decorative clamp and baby bottle holder as shown in FIG. 1.

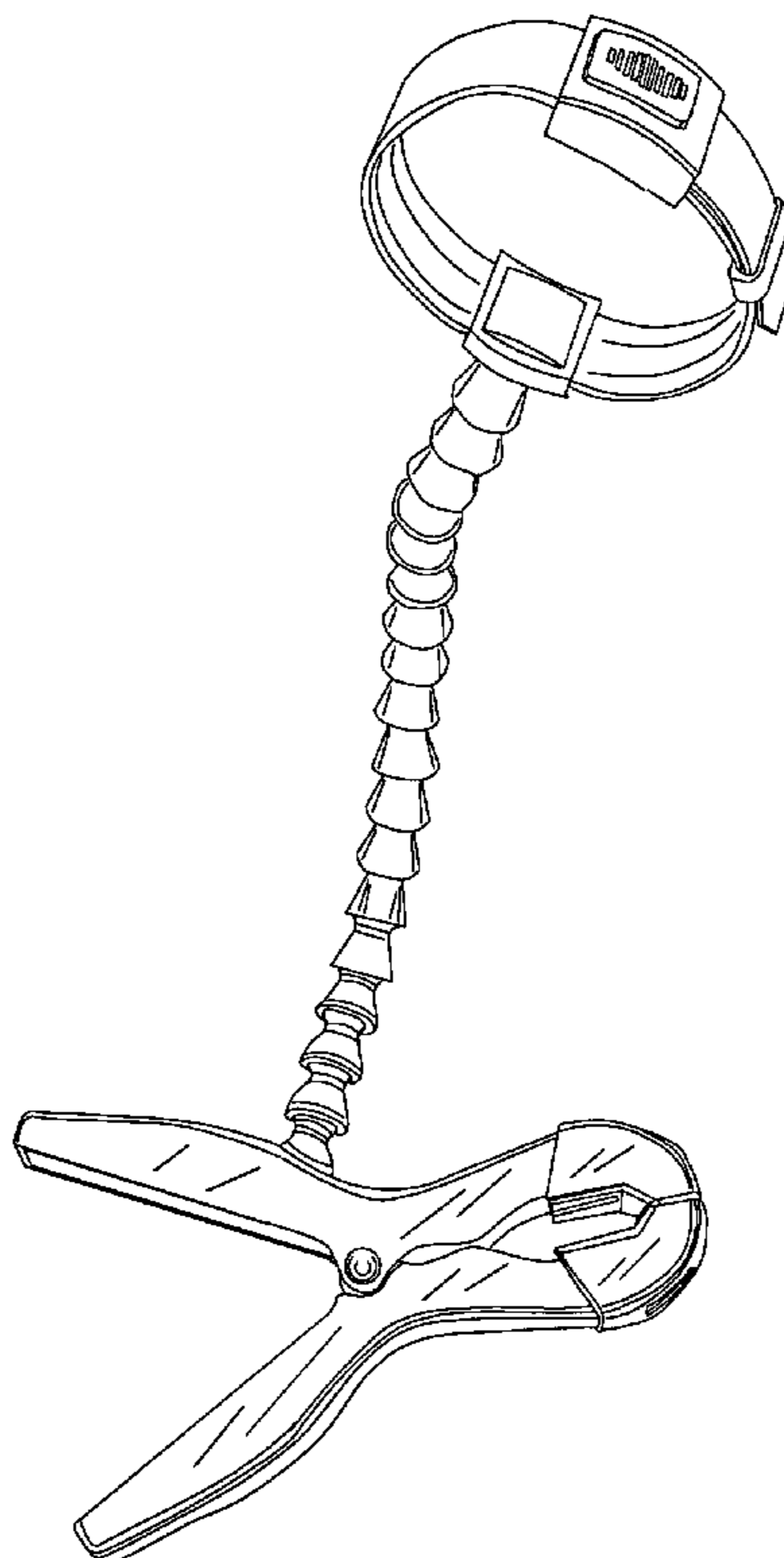
FIG. 4 is a front view of the same decorative clamp and baby bottle holder as shown in FIG. 1.

FIG. 5 is a rear view of the same decorative clamp and baby bottle holder as shown in FIG. 1.

FIG. 6 is a top view of the same decorative clamp and baby bottle holder as shown in FIG. 1; and,

FIG. 7 is a bottom view of the same decorative clamp and baby bottle holder as shown in FIG. 1.

1 Claim, 4 Drawing Sheets



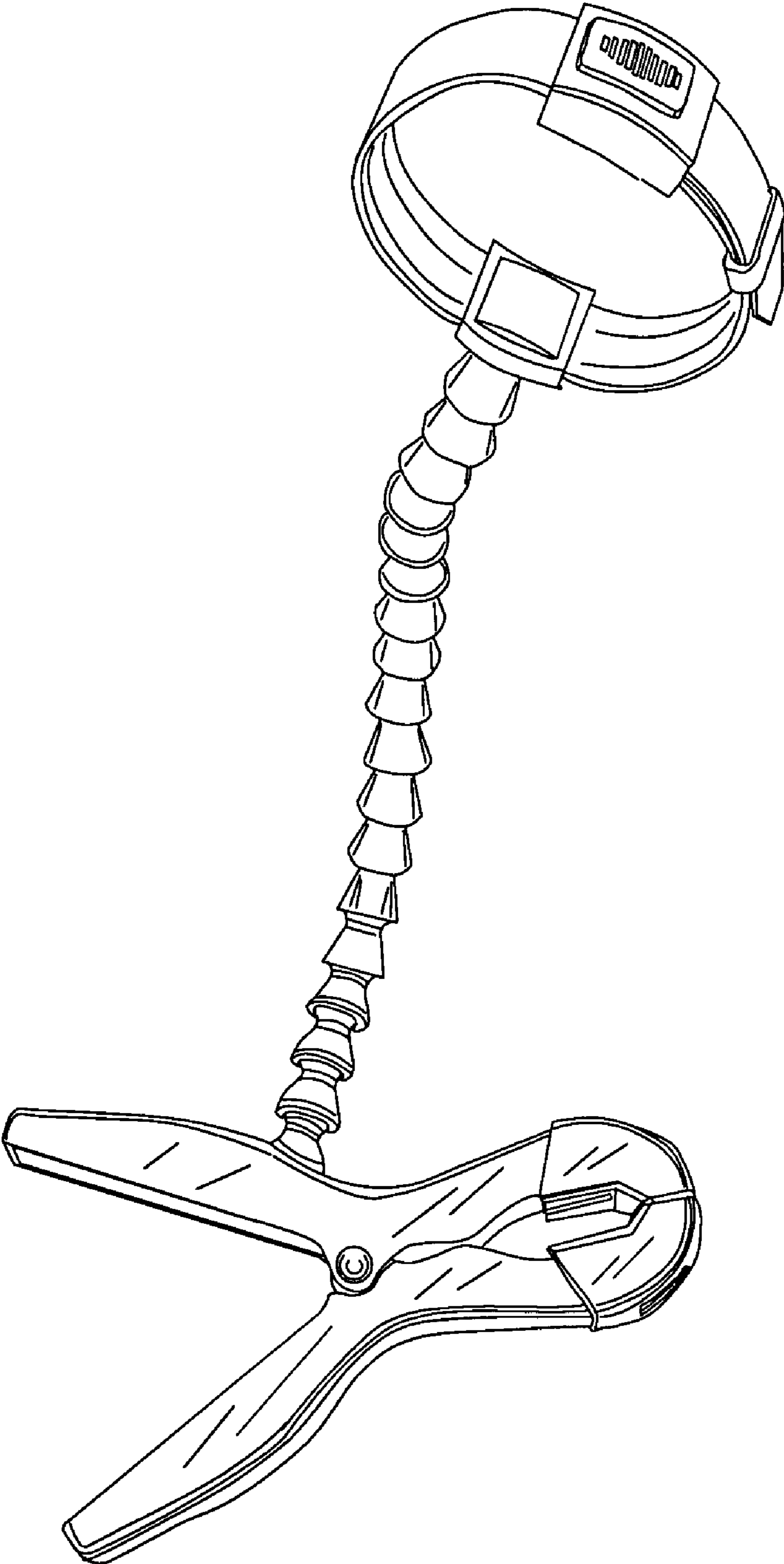
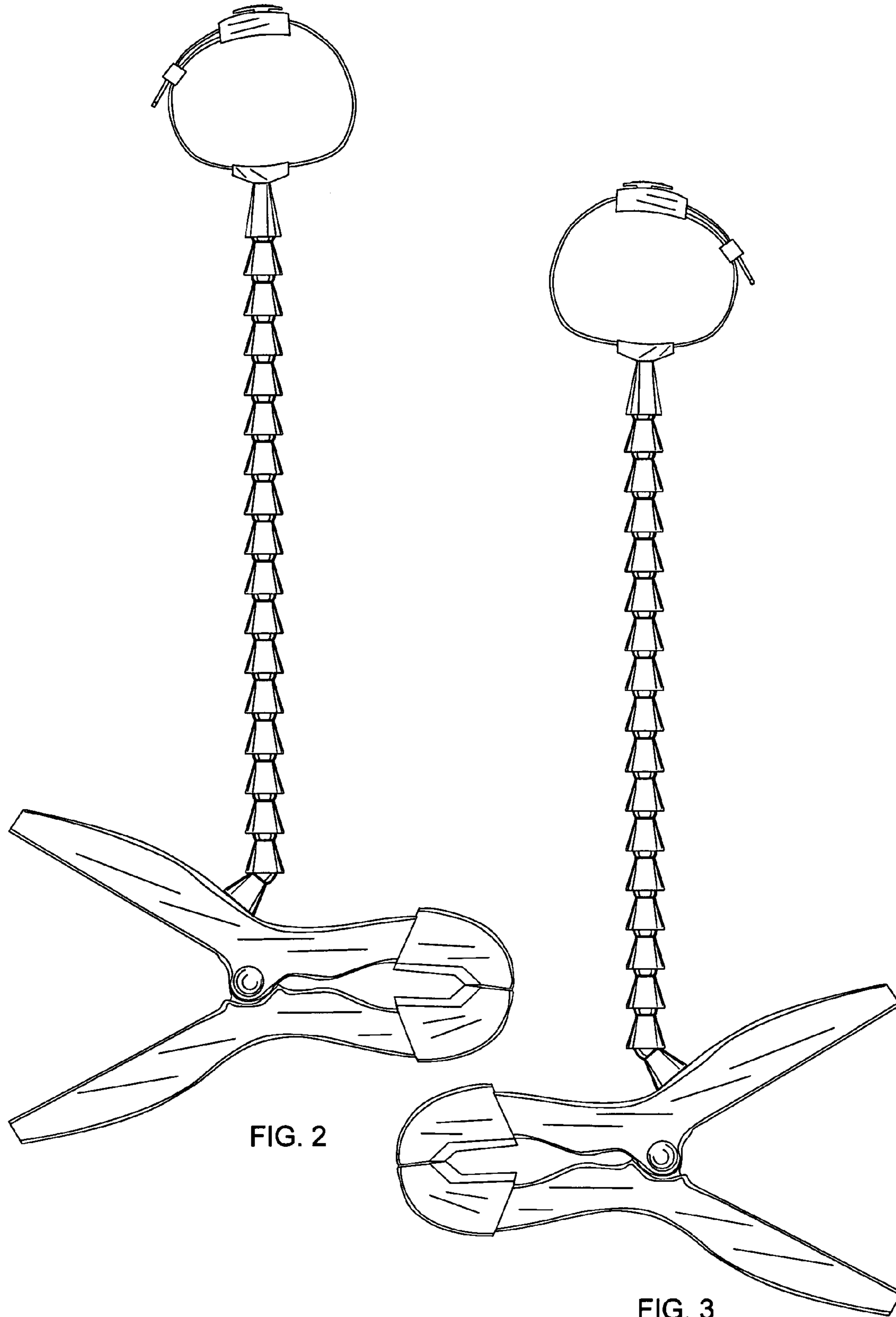


FIG. 1



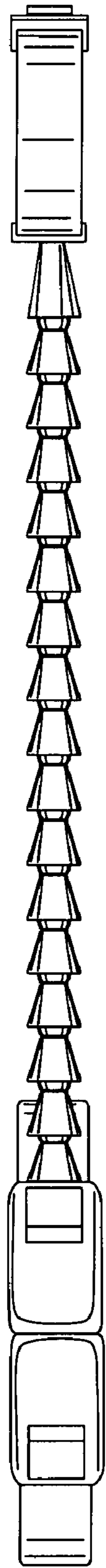


FIG. 4




FIG. 5

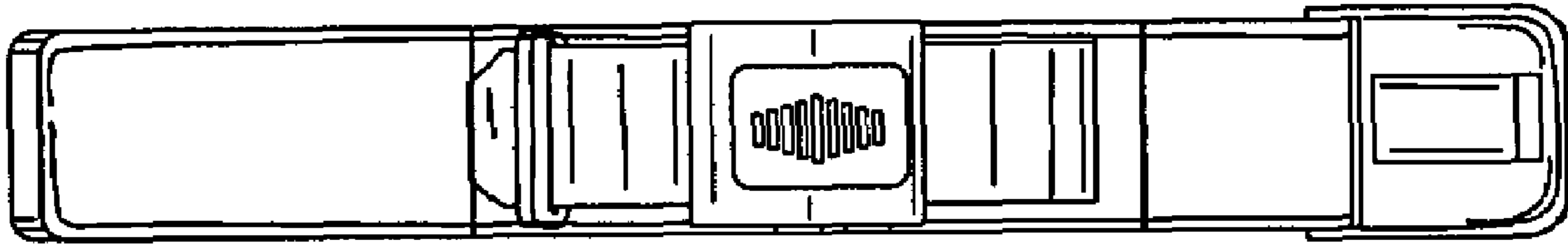


FIG. 6

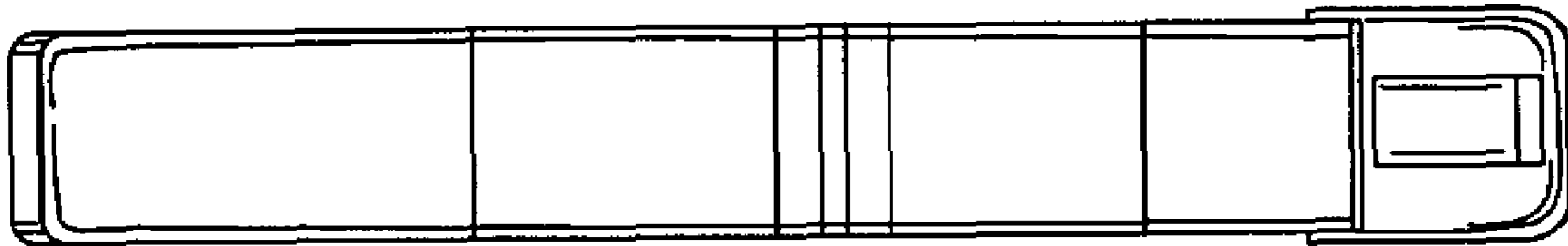


FIG. 7