



US00D559987S

(12) **United States Design Patent**
Strother et al.

(10) **Patent No.:** **US D559,987 S**

(45) **Date of Patent:** **** Jan. 15, 2008**

(54) **IMPLANTABLE PULSE GENERATOR**

D523,144 S * 6/2006 Wenger et al. D24/155

(75) Inventors: **Robert B. Strother**, Willoughby Hills, OH (US); **Joseph J. Mrva**, Euclid, OH (US); **Geoffrey B. Thrope**, Shaker Heights, OH (US)

* cited by examiner

Primary Examiner—Robert A. Delehanty

Assistant Examiner—Mark Cavanna

(74) *Attorney, Agent, or Firm*—Ryan Kromholz and Manion

(73) Assignee: **NDI Medical, LLC**, Cleveland, OH (US)

(57) **CLAIM**

(**) Term: **14 Years**

The ornamental design for an implantable pulse generator, as shown and described.

(21) Appl. No.: **29/231,490**

(22) Filed: **Jun. 6, 2005**

DESCRIPTION

(51) **LOC (8) Cl.** **24-01**

FIG. 1 is a perspective view of an implantable pulse generator showing my new design;

(52) **U.S. Cl.** **D24/187**

FIG. 2 is a top plan view thereof;

(58) **Field of Classification Search** D24/107, D24/133, 146, 152–153, 155, 167–169, 176–182, D24/187, 200, 214; D13/107, 149; 433/3, 433/39, 50, 53, 114, 141, 144; 606/2, 2.5, 606/28, 161

FIG. 3 is a bottom plan view thereof;

FIG. 4 is a left side elevation view thereof;

FIG. 5 is a right side elevation view thereof;

FIG. 6 is a rear elevation view thereof;

FIG. 7 is a front elevation view thereof;

See application file for complete search history.

FIG. 8 is a perspective view of an alternative embodiment of an implantable pulse generator;

FIG. 9 is a top plan view thereof;

FIG. 10 is a bottom plan view thereof;

FIG. 11 is a left side elevation view thereof;

FIG. 12 is a right side elevation view thereof;

FIG. 13 is a rear elevation view thereof; and,

FIG. 14 is a front elevation view thereof.

(56) **References Cited**

U.S. PATENT DOCUMENTS

D250,719 S *	1/1979	Jacobson et al.	D24/167
D269,205 S *	5/1983	Langer et al.	D24/167
D280,930 S *	10/1985	Speicher et al.	D24/167
D316,145 S *	4/1991	Ware	D24/167
5,107,836 A *	4/1992	Fenster	607/36
5,144,946 A *	9/1992	Weinberg et al.	607/2
D337,820 S *	7/1993	Hooper et al.	D24/167
D338,731 S *	8/1993	Byland et al.	D24/155
D343,901 S *	2/1994	Anderson	D24/155
D478,990 S *	8/2003	Kroll	D24/167

1 Claim, 2 Drawing Sheets



Fig. 1

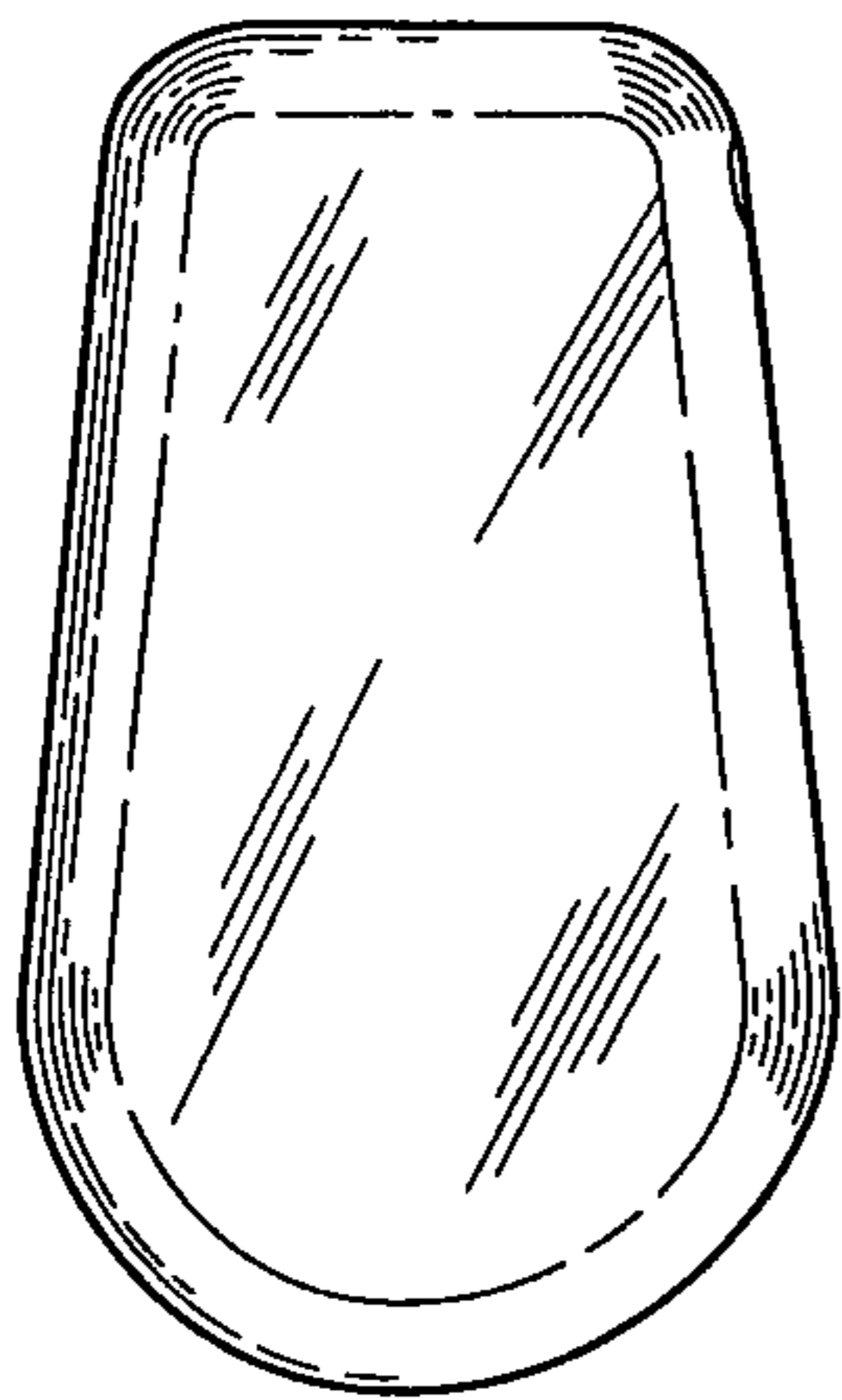


Fig. 2

Fig. 3

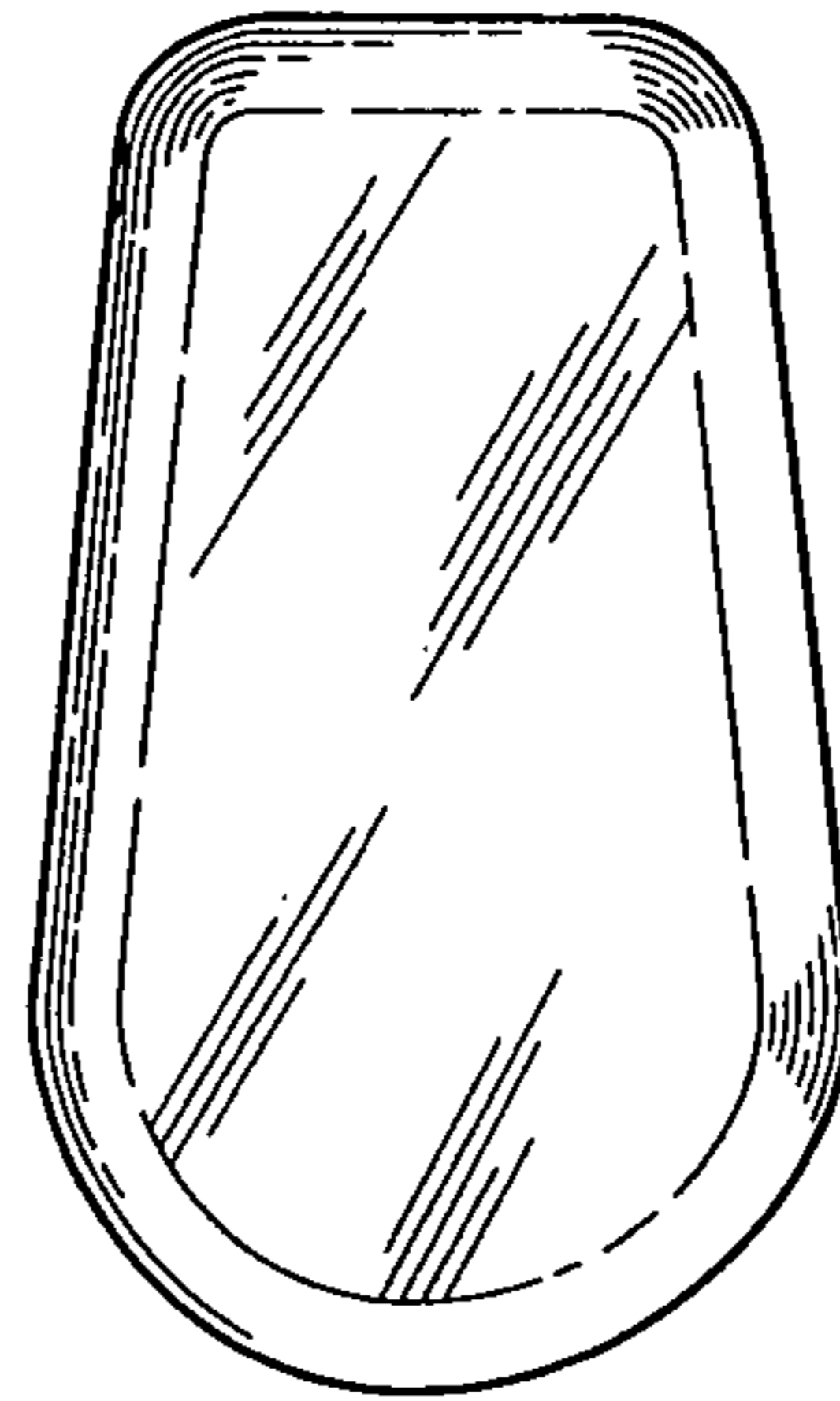


Fig. 4



Fig. 5





Fig. 6




Fig. 7

Fig. 8

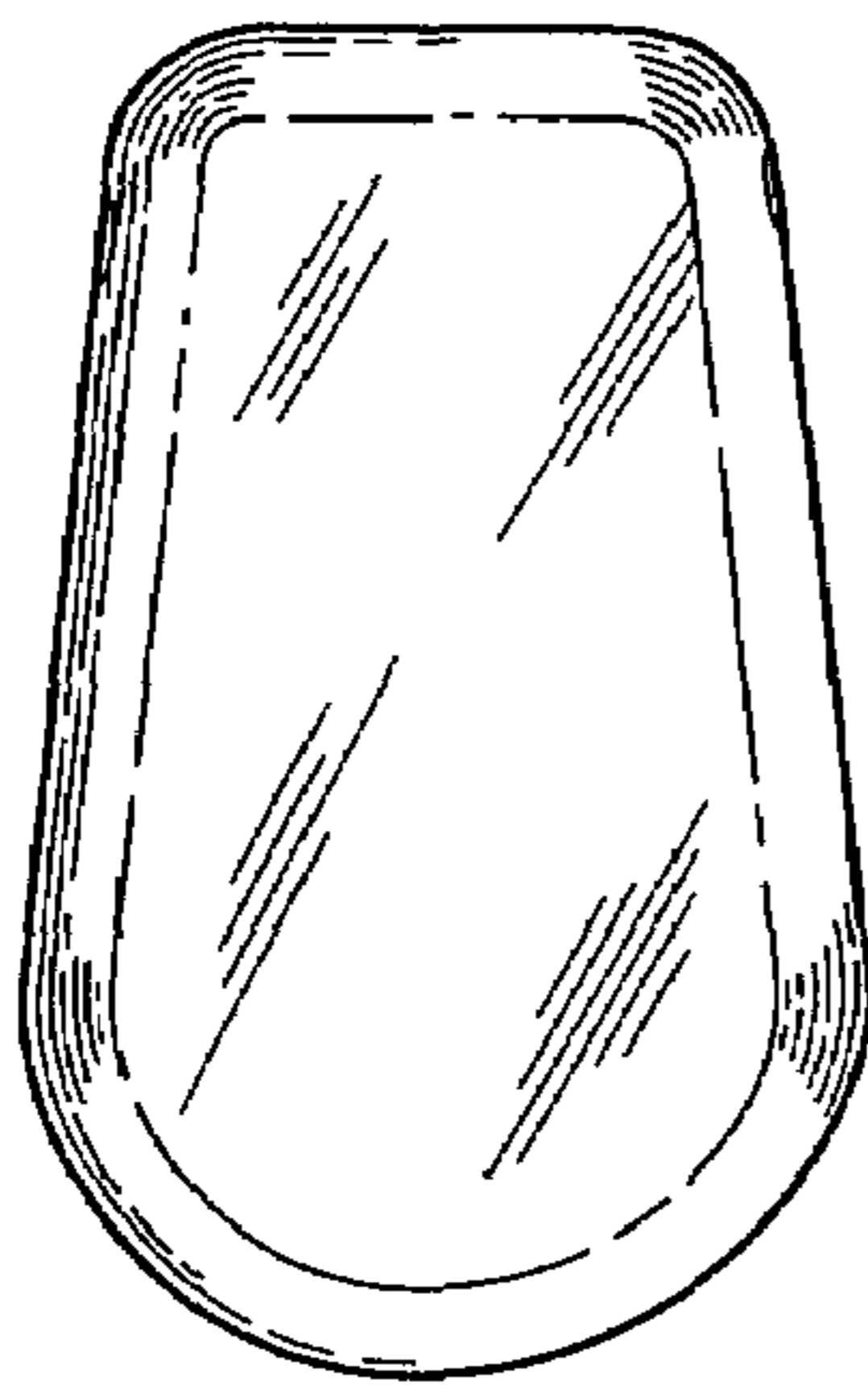


Fig. 9

Fig. 10

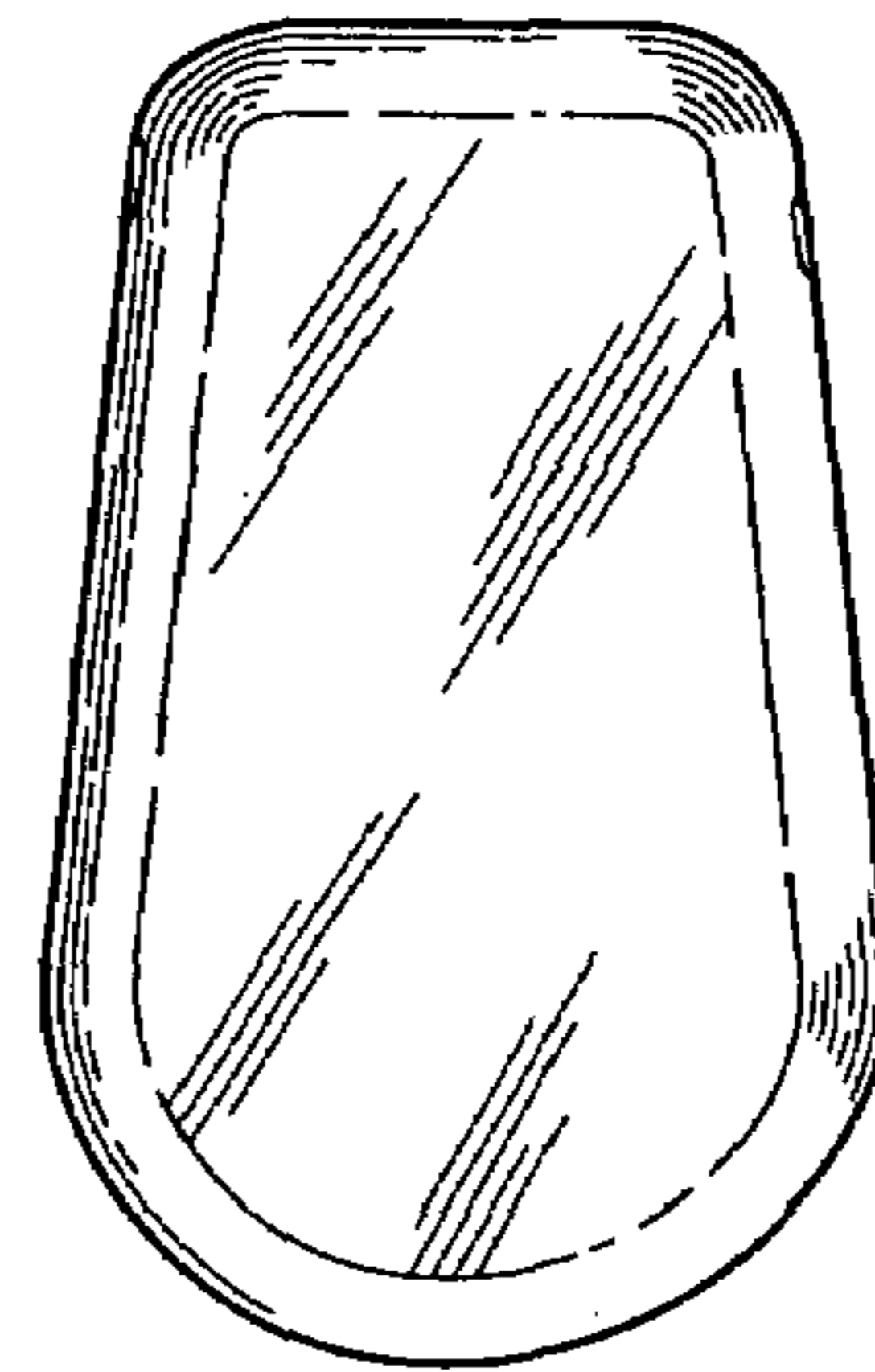


Fig. 11




Fig. 12




Fig. 13




Fig. 14