



US00D559972S

(12) **United States Design Patent**  
**Rabito et al.**

(10) **Patent No.:** **US D559,972 S**  
(45) **Date of Patent:** **\*\* Jan. 15, 2008**

(54) **CONDENSING UNIT AIR DISCHARGE GRILLE**

D513,437 S \* 1/2006 Wilhelm ..... D23/412

(75) Inventors: **Maurizio Rabito**, Milan (IT); **Gianluca Vecchi**, Lissone (IT); **Fabio Beretta**, Milan (IT); **Giuliano Galeazzi**, Varese (IT)

\* cited by examiner

*Primary Examiner*—Lisa Lichtenstien

(74) *Attorney, Agent, or Firm*—Bachman & LaPointe, P.C.

(73) Assignee: **Carrier Corporation**, Farmington, CT (US)

(57) **CLAIM**

The ornamental design for a condensing unit air discharge grille, as shown and described.

(\*\*) Term: **14 Years**

(21) Appl. No.: **29/270,465**

**DESCRIPTION**

(22) Filed: **Dec. 22, 2006**

FIG. 1 is a front view of a condensing unit air discharge grille having an ornamental surround.

(51) **LOC (8) Cl.** ..... **23-04**

(52) **U.S. Cl.** ..... **D23/412**

(58) **Field of Classification Search** ..... D23/412, D23/393, 370; 454/349, 354

FIG. 2 is a side view of the grille of FIG. 1.

FIG. 3 is a bottom view of the grille of FIG. 1; and,

FIG. 4 is a perspective view of the grille of FIG. 1 installed on a condensing unit.

See application file for complete search history.

A top view and second side view are omitted as being duplicative of the views above and a rear view is further omitted as containing no additional surface ornamentation.

(56) **References Cited**

**U.S. PATENT DOCUMENTS**

The broken line showing of a condensing unit is included for the purpose of illustrating environmental structure and forms no part of the claimed design.

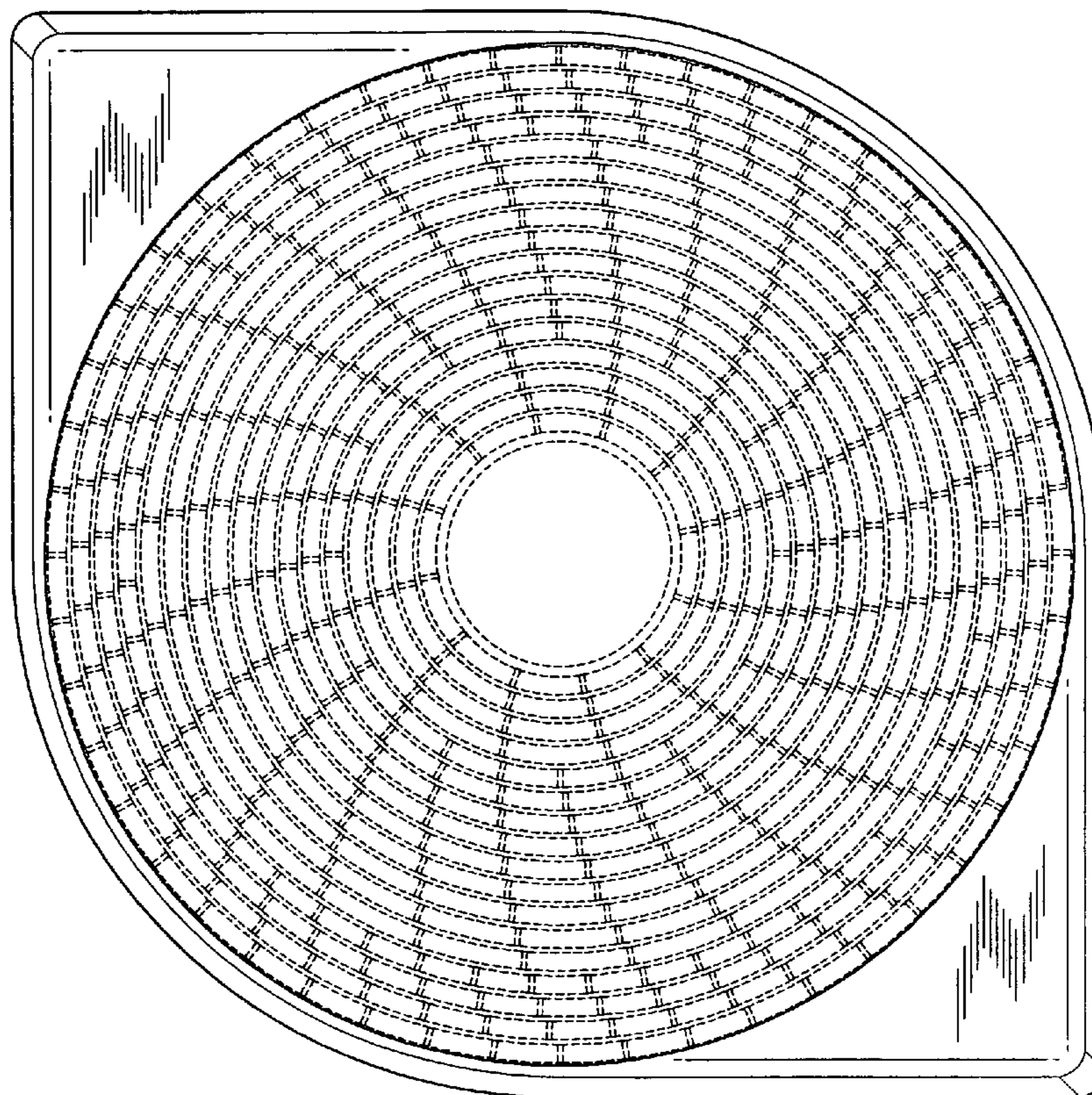
D400,242 S \* 10/1998 Litvin ..... D23/382

D407,478 S \* 3/1999 Wilson, Jr. .... D23/370

D408,907 S \* 4/1999 Moreno ..... D23/412

D427,674 S \* 7/2000 Moreno ..... D23/412

**1 Claim, 3 Drawing Sheets**



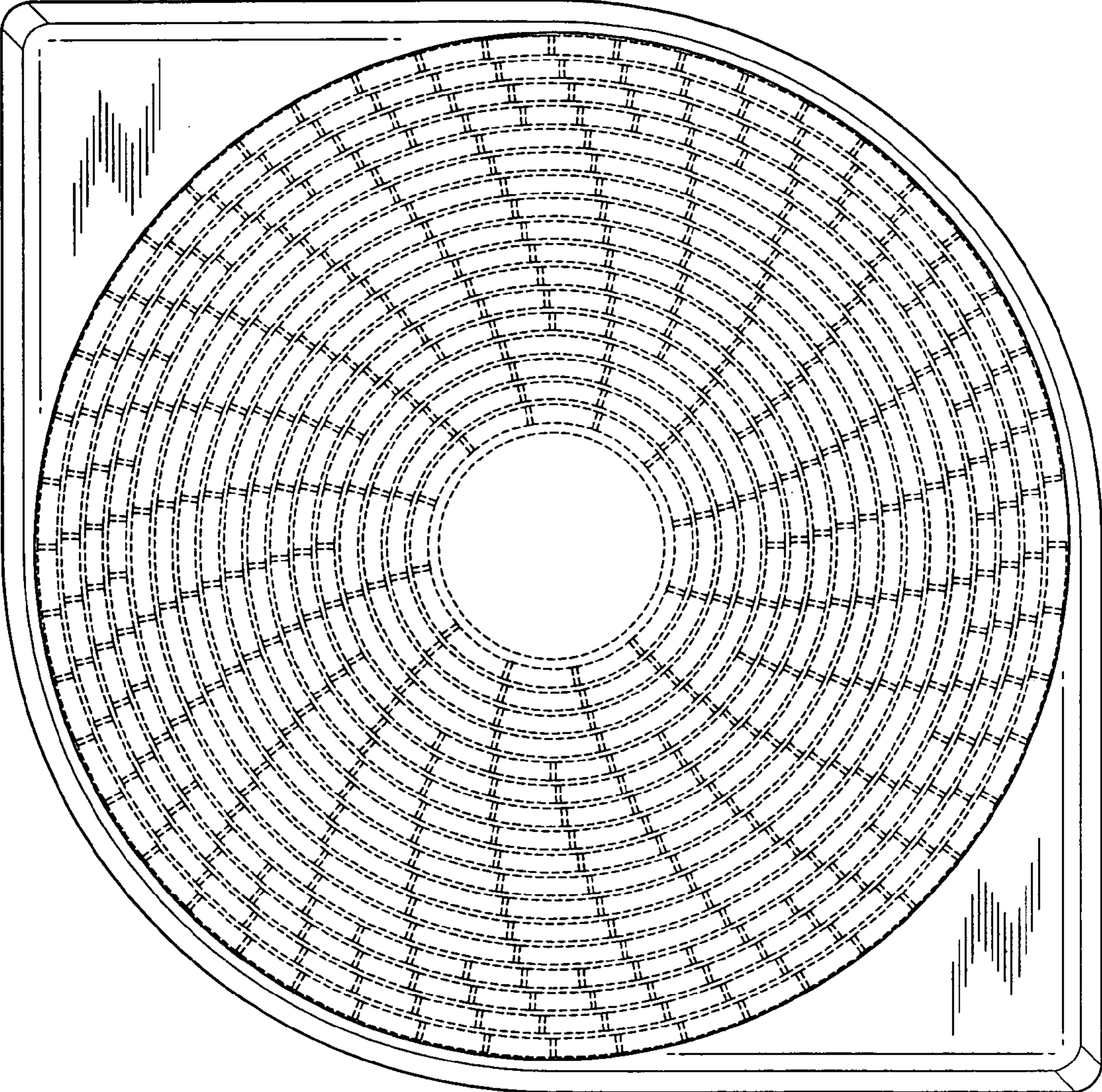


Fig. 1



Fig. 2



Fig. 3

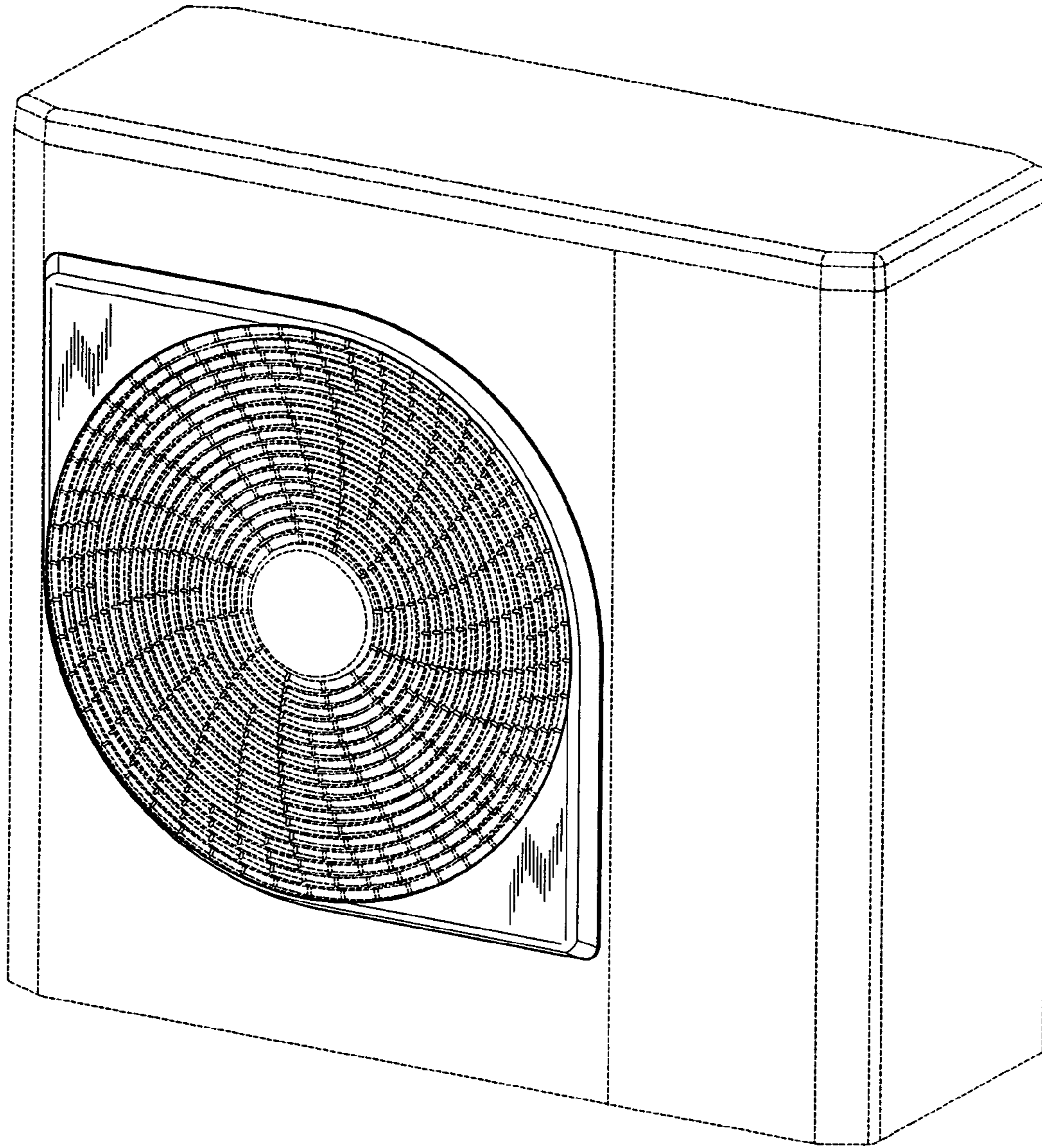


Fig. 4