



US00D559967S

(12) **United States Design Patent**  
**Lee et al.**

(10) **Patent No.: US D559,967 S**  
(45) **Date of Patent: \*\* Jan. 15, 2008**

(54) **FAN BLADE**

D506,823 S \* 6/2005 Chiu et al. .... D23/379

(75) Inventors: **Sung-Wei Lee**, Taoyuan Hsien (TW);  
**Chin-Hong Lee**, Taoyuan Hsien (TW)

\* cited by examiner

(73) Assignee: **Delta Electronics Inc.**, Taoyuan Hsien (TW)

*Primary Examiner*—Lisa Lichtenstein  
(74) *Attorney, Agent, or Firm*—Birch, Stewart, Kolasch & Birch, LLP

(\*\*) Term: **14 Years**

(57) **CLAIM**

(21) Appl. No.: **29/261,114**

The ornamental design for a fan blade, as shown and described herein.

(22) Filed: **Jun. 8, 2006**

(51) **LOC (8) Cl.** ..... **23-04**

(52) **U.S. Cl.** ..... **D23/379**

(58) **Field of Classification Search** ..... D23/379,  
D23/411, 413, 370; 416/223 R, 238  
See application file for complete search history.

**DESCRIPTION**


FIG. 1 is a perspective view of a fan blade;  
FIG. 2 is a right side elevational view thereof;  
FIG. 3 is a top plan view thereof;  
FIG. 4 is a front elevational view thereof;  
FIG. 5 is a bottom plan view thereof;  
FIG. 6 is a left side elevational view thereof; and,  
FIG. 7 is a rear elevational view thereof.

(56) **References Cited**

**U.S. PATENT DOCUMENTS**

D368,772 S \* 4/1996 Liao ..... D23/411  
D453,827 S \* 2/2002 Kuo et al. .... D23/413  
D486,905 S \* 2/2004 Wang ..... D23/379

**1 Claim, 5 Drawing Sheets**






Fig. 1




Fig. 2




Fig. 3

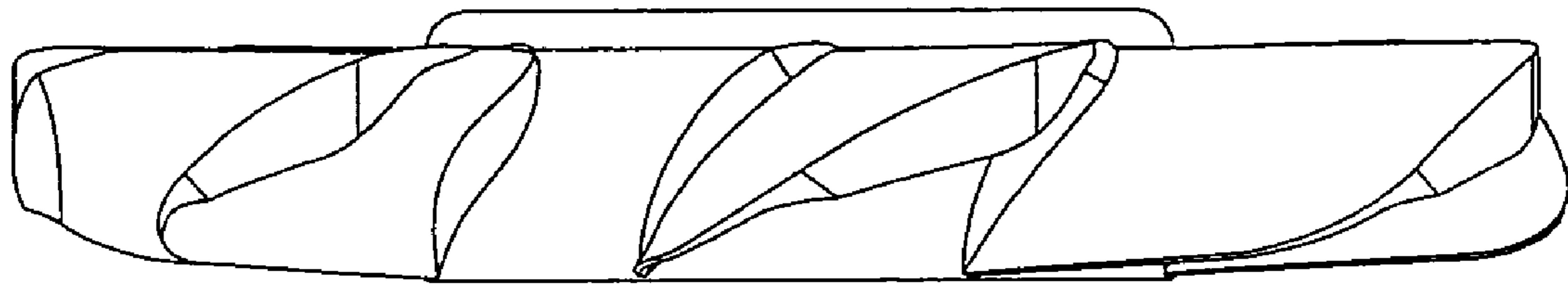


Fig. 4

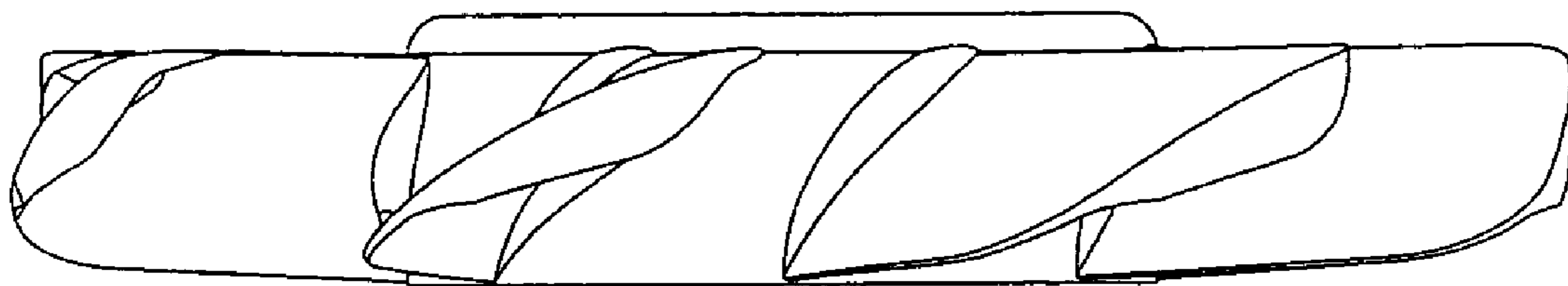


Fig. 5

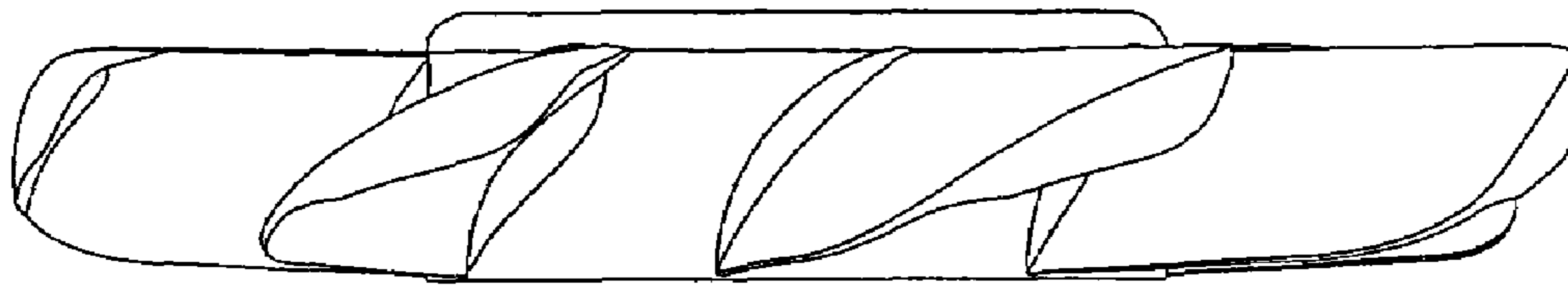


Fig. 6

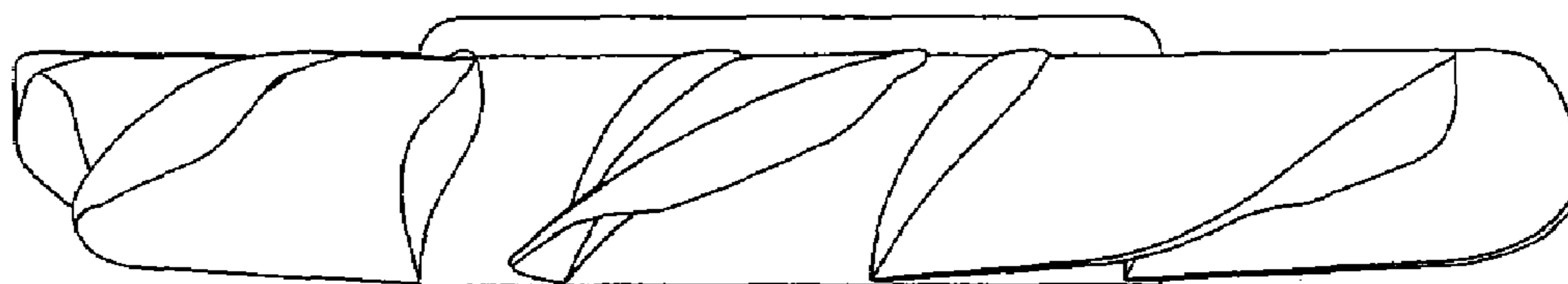


Fig. 7