



US00D559927S

(12) **United States Design Patent**
McMillan et al.

(10) **Patent No.: US D559,927 S**
(45) **Date of Patent: ** Jan. 15, 2008**

(54) **HOOP PORTIONS OF A SPORTS RACQUET**
(75) Inventors: **Willie H. McMillan**, Hoover, AL (US);
William D. Severa, Darien, IL (US);
Donald G. Loeffler, Gilberts, IL (US)
(73) Assignee: **Wilson Sporting Goods Co.**, Chicago,
IL (US)
(**) Term: **14 Years**

D299,672 S 1/1989 Bosworth, Jr. D21/212
4,836,543 A 6/1989 Holzer 273/73
D315,585 S 3/1991 Kuebler D21/212
5,014,987 A 5/1991 Soong 273/73
D330,925 S * 11/1992 Janes D21/730
D337,802 S 7/1993 Kuebler D21/212
D351,205 S 10/1994 Stennett D21/212
D351,206 S 10/1994 Galarde et al. D21/212
D355,461 S 2/1995 Feeney D21/226
5,423,533 A 6/1995 Hsu 273/73
5,458,331 A 10/1995 Bothwell 273/73

(21) Appl. No.: **29/268,873**

(Continued)

(22) Filed: **Nov. 14, 2006**

Primary Examiner—Mitchell Siegel
(74) *Attorney, Agent, or Firm*—Terence P. O'Brien

Related U.S. Application Data

(63) Continuation-in-part of application No. 11/324,606,
filed on Jan. 3, 2006.

(57) **CLAIM**

We claim the ornamental design for hoop portions of a sports
racquet, as shown and described.

(51) **LOC (8) Cl.** **21-02**
(52) **U.S. Cl.** **D21/730**
(58) **Field of Classification Search** D21/729–732,
D21/753; 473/524–557
See application file for complete search history.

DESCRIPTION

FIG. 1 is a front perspective view of the hoop portions of a
sports racquet;

(56) **References Cited**

U.S. PATENT DOCUMENTS

1,122,159 A 12/1914 Richey
D162,827 S 4/1951 Harvey D31/4
2,626,804 A 1/1953 Robinson 273/73
3,904,202 A 9/1975 DeLorean 273/73
D241,560 S 9/1976 Portz D21/2
D246,474 S 11/1977 Segal et al. D34/5 ST
D247,189 S * 2/1978 Charpentier D21/730
4,102,533 A 7/1978 Ida 273/73
4,135,717 A 1/1979 DiLeo 273/73
D253,418 S * 11/1979 Cosmos et al. D21/730
D257,483 S 11/1980 Drake D21/212
D257,484 S 11/1980 Drake D21/212
D262,983 S 2/1982 Howe D21/212
4,613,138 A 9/1986 Haythornthwaite 273/73
D290,487 S 6/1987 Mortvedt et al. D21/212
D290,633 S 6/1987 Mortvedt et al. D21/212
4,744,562 A 5/1988 Awano 273/73

FIG. 2 is a front view of the hoop portions of a sports
racquet of FIG. 1;

FIG. 3 is a first side view of the hoop portions of a sports
racquet of FIG. 1;


FIG. 4 is a second side view of the hoop portions of a sports
racquet of FIG. 1 opposite the first side view;

FIG. 5 is a top view of the hoop portions of a sports racquet
of FIG. 1; and,

FIG. 6 is a bottom view of the hoop portions of a sports
racquet of FIG. 1.

The ornamental design that is claimed is shown in solid lines
in the drawings. The broken (dashed) lines shown in FIGS.
1 through 6 are included for the purpose of illustrating
environmental elements only and form no part of the
claimed design.

1 Claim, 4 Drawing Sheets



US D559,927 S

Page 2

U.S. PATENT DOCUMENTS

5,467,982	A *	11/1995	Tseng	473/540			
D372,511	S	8/1996	Bernardino	D21/212			
D407,128	S *	3/1999	Ryu et al.	D21/729			
6,050,909	A	4/2000	Severa et al.	473/524			
D460,135	S *	7/2002	Lammer	D21/730			
D468,380	S	1/2003	Lammer	D21/730			
D469,154	S	1/2003	French	D21/135			
D469,487	S *	1/2003	Severa et al.	D21/729			
D469,488	S *	1/2003	Severa et al.	D21/729			
6,530,851	B2	3/2003	Munster	473/521			
D502,517	S *	3/2005	Severa et al.	D21/729			
D503,442	S *	3/2005	Severa et al.	D21/730			
D514,639	S	2/2006	Hernandez et al.	D21/729			
D520,581	S	5/2006	Severa et al.	D21/729			
2002/0142869	A1	10/2002	Nevers	473/534			

* cited by examiner

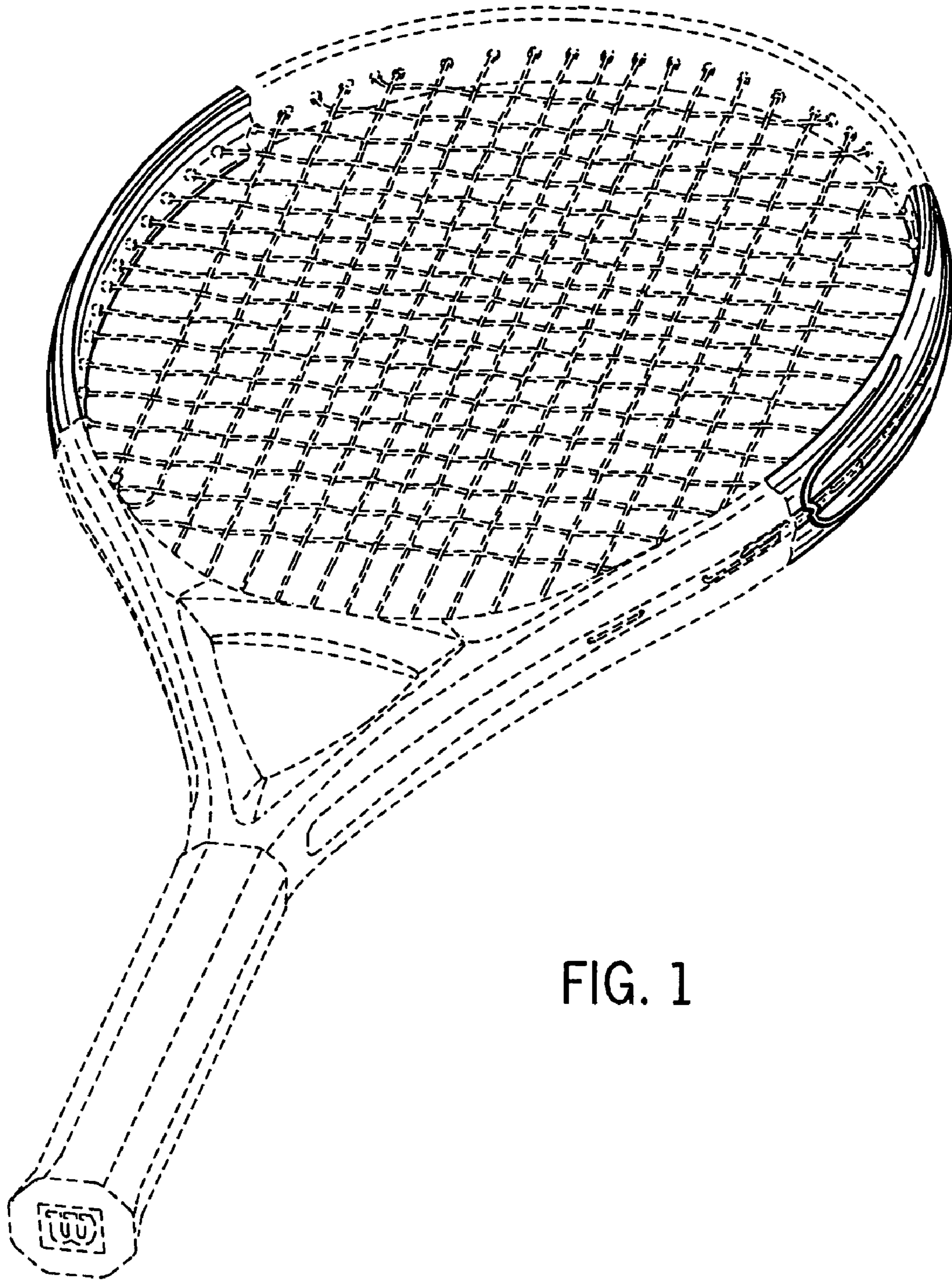


FIG. 1




FIG. 2

FIG. 3

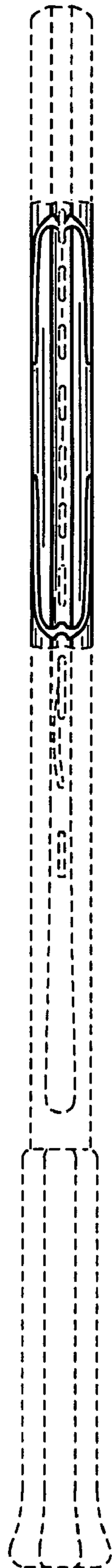



FIG. 4






FIG. 5



FIG. 6